



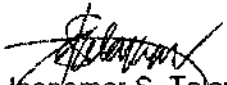
Sun Life
Asset Management

Certification

I, Jeanemar S. Talaman, the Treasurer of Sun Life Asset Management Company, Inc., a corporation duly registered under and by virtue of the laws of the Republic of the Philippines, with SEC registration number A199918034 and with principal office at Sun Life Center, 5th Ave. Cor. Rizal Drive Bonifacio Global City, Taguig City, on oath state:

- 1) That I have caused this SEC Form 17-Q to be prepared on behalf of Sun Life Prosperity World Voyager Fund, Inc.;
- 2) That I have read and understood its contents which are true and correct based on my own personal knowledge and/or on authentic records;
- 3) That the company Sun Life Prosperity World Voyager Fund, Inc. will comply with the requirements set forth in SEC Notice dated 14 May 2021 to effect a complete and official submission of reports and/or documents through electronic mail;
- 4) That I am fully aware that submitted documents which require pre-evaluation and/or payment of processing fee shall be considered complete and officially received only upon payment of a filing fee; and
- 5) That the e-mail account designated by the company pursuant to SEC Memorandum Circular No. 28, s. 2020 shall be used by the company in its online submissions to CGFD.

IN WITNESS WHEREOF, I have hereunto set my hand this 16th day of November, 2022.


Jeanemar S. Talaman
Affiant

SUBSCRIBED AND SWORN to before me this NOV 16 2022 day of _____, 2022, in CITY OF MAKATI City, Philippines. Affiant exhibiting his/her government issued identification card:

Name	Government ID No.	Valid Until	Place of Issue
Jeanemar S. Talaman	Driver's License F03-13-001744	05 June 2018	DLRC - Ayala

Doc. No. 422
Page No. 50
Book No. 1111
Series of 2022.


ATTY. GERVACIO B. ORTIZ JR.

Notary Public City of Makati
Until December 31, 2022
IBP No. 05729-Lifetime Member
MCLE Compliance No. VI-0024312
Appointment No. M-82-(2021-2022)
PTR No. 8852511 Jan. 3, 2022
Makati City Roll No. 40091
101 Urban Ave. Campos Rueda Bldg.
Brgy. Pio Del Pilar, Makati City

SEC Number: CS201517723

File Number: _____

SUN LIFE PROSPERITY WORLD VOYAGER FUND, INC.

(Company's Full Name)

8th Floor Sun Life Centre 5th Avenue cor Rizal Drive Bonifacio Global City, Taguig City, Philippines

(Company's Address)

8555-8888

(Telephone No.)

December 31

(Fiscal Year Ending)
(Month & Day)

SEC FORM 17-Q

Form Type

Amendment Designation (If applicable)

September 30, 2022

Period Ended Date

OPEN-END INVESTMENT COMPANY

Secondary License Type and File Number

SECURITIES AND EXCHANGE COMMISSION

SEC FORM 17-Q

QUARTERLY REPORT PURSUANT TO SECTION 17 OF THE SECURITIES
REGULATION CODE AND SRC RULE 17(2) (b) THEREUNDER

1. For the quarterly period ended: September 30, 2022
2. Commission identification number: CS201517723 3. BIR Tax Identification No: 009-123-149-000
4. Exact name of issuer as specified in its charter

Sun Life Prosperity World Voyager Fund, Inc.

5. Province, country or other jurisdiction of incorporation or organization
6. Industry Classification Code: (SEC Use Only)

Philippines

7. Address of issuer's principal office: Postal Code:

8F Sun Life Centre 5th Avenue cor Rizal Drive Bonifacio Global City, Taguig City 1634

8. Issuer's telephone number, including area code

(02) - 8555-8888

9. Former name, former address and former fiscal year, if changed since last report
N.A.

10. Securities registered pursuant to Sections 8 and 12 of the Code, or Sections 4 and 8 of the RSA

Title of Each Class	Number of Shares of Common Stock Outstanding and Amount of Debt Outstanding
<u>Common Shares (Unclassified)</u>	<u>11,678,087 shares</u> <u>(as of September 30, 2022)</u>

11. Are any or all of the securities listed on a Stock Exchange?

Yes [] No [x]

If yes, state the name of such Stock Exchange and the class/es of securities listed therein:

12. Indicate by check mark whether the registrant:

(a) has filed all reports required to be filed by Section 17 of the Code and SRC Rule 17 thereunder or Sections 11 of the RSA and RSA Rule 11(a)-1 thereunder, and Sections 26 and 141 of the Corporation Code of the Philippines, during the preceding twelve (12) months (or for such shorter period the registrant was required to file such reports)

Yes [x] No []

(b) has been subject to such filing requirements for the past ninety (90) days.

Yes [x] No []

PART A - FINANCIAL INFORMATION

ITEM 1. FINANCIAL STATEMENTS

SUN LIFE PROSPERITY WORLD VOYAGER FUND, INC.

STATEMENTS OF FINANCIAL POSITION

FOR THE PERIOD ENDED SEPTEMBER 30, 2022 AND DECEMBER 31, 2021

(In US Dollar)

		(Unaudited)	(Audited)
	Notes	2022	2021
ASSETS			
Current Assets			
Cash and cash equivalents	4	\$ 746,756	\$3,015,213
Financial assets at fair value through profit or loss	5	29,940,018	39,967,270
Accrued interest receivable	6	31	-
Due from brokers	9	130,000	-
Other current assets	7	2,913	-
		\$30,819,718	\$42,982,483
LIABILITIES AND EQUITY			
Current Liabilities			
Accrued expenses and other payables	8	\$ 342,798	\$ 74,188
Due to brokers	9	200,000	-
Payable to fund manager	10	54,047	73,844
Total Current Liabilities		596,845	148,032
Equity			
Share capital	11	\$ 257,057	\$ 132,001
Deposits for future stock subscriptions	11	18,983,126	28,874,638
Additional paid-in capital	12	14,987,030	5,743,885
Retained earnings (Deficit)		(3,801,040)	8,155,499
		30,426,173	42,906,023
Treasury shares	11	(203,300)	(71,572)
Total Equity	13	30,222,873	42,834,451
		\$30,819,718	\$42,982,483
Net Asset Value Per Share	13	\$ 1.3354	\$ 1.8471
Total Equity		30,222,873	42,834,451
Capital Stock - Php 1.00 par value			
Authorized - 12,000,000 shares			
Issued and Fully Paid Shares		11,678,087	5,960,911
Deposits for Future Subscriptions-Equity		10,954,398	17,229,014
Total Number of Shares		22,632,485	23,189,925
NET ASSET VALUE PER SHARE		\$ 1.3354	\$ 1.8471

SUN LIFE PROSPERITY WORLD VOYAGER FUND, INC.

STATEMENTS OF COMPREHENSIVE INCOME

FOR THE PERIOD ENDED SEPTEMBER 30, 2022 AND SEPTEMBER 30, 2021

(In US Dollar)

		(Unaudited)	(Unaudited)
	Notes	2022	2021
Investment Income - net			
Net realized gains (loss) on investments	5	(\$2,734,570)	\$2,935,145
Interest income	14	862	130
Other income		6	23
		(2,733,702)	2,935,298
Investment Expense			
Commission		5,804	530
Net Investment Income (Loss)		(2,739,506)	2,934,768
Operating Expenses			
Management fees	10	352,291	315,398
Distribution fees	10	229,614	205,694
Taxes and licenses		56,190	10,726
Custodianship fees		9,710	8,469
Directors' fees	10	3,859	5,118
Professional fees		3,989	7,231
Printing and supplies		57	43
Miscellaneous		2,418	3,216
		658,128	555,895
Profit (Loss) Before Net Unrealized Losses on Investments			
		(3,397,634)	2,378,873
Net Unrealized Losses on Investments	5	(8,558,776)	(909,289)
Profit (Loss) for the Period		(11,956,410)	1,469,584
Income Tax Expense		129	19
Total Comprehensive Income (Loss) for the Period	15	(\$11,956,539)	\$1,469,565
Basic Earnings (Loss) Per Share	15	(\$ 1.618)	\$ 0.245

SUN LIFE PROSPERITY WORLD VOYAGER FUND, INC.

STATEMENTS OF COMPREHENSIVE INCOME

FOR THE QUARTER ENDED SEPTEMBER 30, 2022 AND SEPTEMBER 30, 2021

(In US Dollar)

		(Unaudited)	(Unaudited)
	Notes	2022	2021
Investment Income - net			
Net realized (losses) gains on investments	5	(\$1,264,376)	\$ 454,000
Interest income	14	840	25
Other income		6	23
		(1,263,530)	454,048
Investment Expense			
Commission		342	530
Net Investment Income (Loss)		(1,263,872)	453,518
Operating Expenses			
Management fees	10	110,026	120,292
Distribution fees	10	71,672	78,451
Taxes and licenses		25,105	3,604
Custodianship fees		3,220	1,729
Professional fees		1,553	3,061
Directors' fees	10	277	2,473
Printing and supplies		38	-
Miscellaneous		1,200	374
		213,091	209,984
Profit (Loss) Before Net Unrealized Losses			
on Investments		(1,476,963)	243,534
Net Unrealized Losses on Investments	5	(1,447,248)	(1,029,051)
Loss for the Quarter		(2,924,211)	(785,517)
Income Tax Expense		126	4
Total Comprehensive Loss			
for the Quarter	15	(\$2,924,337)	(\$ 785,521)
Basic Loss Per Share	15	(\$ 0.496)	(\$ 0.131)

SUN LIFE PROSPERITY WORLD VOYAGER FUND, INC.

STATEMENT OF CHANGES IN EQUITY

FOR THE PERIOD ENDED SEPTEMBER 30, 2022 AND SEPTEMBER 30, 2021

(In US Dollar)

	NOTE	Share Capital	Deposit for future stock subscription	Additional Paid-in Capital	Retained Earnings	Treasury Shares	Total
Balance, January 1, 2022		\$ 132,001	\$ 28,874,638	\$ 5,743,885	\$ 8,155,499	\$ (71,572)	\$ 42,834,451
Loss for the period					(11,956,539)		(11,956,539)
Transactions with owners:							
Acquisition of Treasury shares during the period	11	-	-	-	-	(1,242,790)	(1,242,790)
Reissuance of Treasury shares during the period	11, 12	-	-	(398,762)	-	1,111,061	712,300
Receipt of deposits for future stock subscriptions	11	-	4,671,265	-	-	-	4,671,265
Redemption of deposits for future stock subscriptions	11, 12	-	(5,121,004)	325,189	-	-	(4,795,815)
Transfer of deposits for future stock subscriptions to share capital	11	125,056	(9,441,773)	9,316,717	-	-	-
Total Transactions with owners		125,056	(9,891,512)	9,243,145	-	(131,728)	(655,039)
Balance, September 30, 2022	11, 12	\$257,057	\$ 18,983,126	\$ 14,987,030	\$ (3,801,040)	\$ (203,300)	\$ 30,222,873

		Share Capital	Deposit for future stock subscription	Additional Paid-in Capital	Retained Earnings	Treasury Shares	Total
Balance, January 1, 2021		\$ 132,001	\$ 8,618,475	\$ 6,179,220	\$ 5,132,230	\$ (1,931)	\$ 20,059,995
Profit for the period					1,469,565		1,469,565
Transactions with owners:							
Acquisition of Treasury shares during the period		-	-	-	-	(761,613)	(761,613)
Reissuance of Treasury shares during the period		-	-	143,837	-	731,750	875,587
Receipts of Deposits for Future Subscriptions		-	18,838,741	-	-	-	18,838,741
Redemptions of Deposits for Future Subscriptions		-	(7,740,930)	(860,517)	-	-	(8,601,447)
Transfer of Financial Liability at Fair Value Through Profit or Loss to Deposits for Future Subscriptions		-	6,358,516	-	-	-	6,358,516
Total Transactions with owners		-	17,456,327	(716,680)	-	(29,863)	16,709,784
Balance, September 30, 2021		\$132,001	\$ 26,074,802	\$ 5,462,540	\$ 6,601,795	\$ (31,794)	\$ 38,239,344

SUN LIFE PROSPERITY WORLD VOYAGER FUND, INC.

STATEMENTS OF CASH FLOWS

FOR THE PERIOD ENDED SEPTEMBER 30, 2022 AND SEPTEMBER 30, 2021

(In US Dollar)

		(Unaudited)	(Unaudited)
	Notes	2022	2021
Cash Flows from Operating Activities			
Profit (Loss) before tax		(\$ 11,956,410)	\$1,469,584
Adjustments for:			
Net unrealized losses on investments	5	8,558,776	909,289
Net realized losses (gains) on investments	5	2,734,570	(2,935,145)
Interest income	14	(862)	(130)
Operating cash flows before working capital changes		(663,926)	(556,402)
Decrease (Increase) in:			
Other current assets	7	(2,913)	(267)
Increase (Decrease) in:			
Accrued expenses and other payables	9	268,610	19,812
Payable to fund manager	10	(19,797)	(3,620)
Cash used in operations		(418,026)	(540,477)
Acquisitions of financial assets at fair value			
through profit or loss		(47,352,578)	(27,098,433)
Proceeds from disposal of financial assets at fair value			
through profit or loss		46,156,485	16,675,667
Interest received		831	130
Income taxes paid		(129)	(31)
Net cash used in operating activities		(1,613,418)	(10,963,144)
Cash Flows from Financing Activities			
Reissuance of treasury shares	11, 12	712,300	875,587
Payments on acquisitions of treasury shares	11	(1,242,790)	(761,613)
Proceeds from deposits for future stock subscriptions	11	4,671,265	18,838,741
Redemptions of deposits for future stock subscriptions		(4,795,815)	(8,601,447)
Net cash generated from financing activities		(655,039)	10,351,268
Net Decrease in Cash and cash equivalents		(2,268,457)	(611,876)
Cash and cash equivalents, Beginning		3,015,213	3,055,336
Cash and cash equivalents, End	4	\$ 746,756	\$ 2,443,460

See Notes to Financial Statements.

NOTES TO FINANCIAL STATEMENTS

1. FINANCIAL REPORTING FRAMEWORK AND BASIS OF PREPARATION AND PRESENTATION

Statement of Compliance

These unaudited condensed consolidated interim financial statements of the Company as at and for the nine-month period ended September 30, 2022 have been prepared in accordance with PAS 34, Interim Financial Reporting. These unaudited condensed consolidated interim financial statements do not include all the notes normally included in an annual audited financial report. Accordingly, these unaudited condensed consolidated interim financial statements are to be read in conjunction with the Annual Audited Financial Statements of the Company for the year ended December 31, 2021, which have been prepared in accordance with the Philippine Financial Reporting Standards (PRFS).

Basis of Preparation and Presentation

The financial statements of the Company have been prepared on the historical cost basis, except for certain financial assets measured at fair value and certain financial instruments carried at amortized cost.

Historical cost is generally based on the fair value of the consideration given in exchange for goods and services.

In preparing the condensed consolidated interim financial statements, the significant accounting estimates and judgments made by the Company in applying the Company's accounting policies and the key sources of estimation uncertainty were the same as those applied to the financial statements as at and for the year ended December 31, 2021.

Functional and Presentation Currency

These financial statements are presented in United States Dollar (USD), the currency of the primary economic environment in which the Company operates. All amounts are recorded to the nearest dollar, except when otherwise indicated.

2. ADOPTION OF NEW AND REVISED ACCOUNTING STANDARDS

Adoption of New and Revised Accounting Standards Effective in 2021

The Company adopted all accounting standards and interpretations effective as at December 31, 2021. The new and revised accounting standards and interpretations that have been published by the International Accounting Standards Board (IASB) and approved by the FRSC in the Philippines were assessed to be applicable to the Company's financial statements and are as follows:

PIC Q&A No. 2020-07, PAS 12, Accounting for the Proposed Changes in Income Tax Rates under the Corporate Recovery and Tax Incentives for Enterprises Act (CREATE) Bill

The interpretation explained the details of the CREATE bill and its impact on the financial statements once passed.

Interpretation discussed that impact on the financial statements ending December 31, 2020 are as follows:

- Current and deferred taxes will still be measured using the applicable income tax rate as of December 31, 2020;
- If the CREATE bill is enacted before financial statements' issue date, this will be a non-adjusting event but the significant effects of changes in tax rates on current and deferred tax assets and liabilities should be disclosed; and

- If the CREATE bill is enacted after financial statements' issue date but before filing of the income tax return, this is no longer a subsequent event but companies may consider disclosing the general key feature of the bill and the expected impact on the financial statements

For the financial statements ending December 31, 2021, the impact are as follows:

- Standard provides that component of tax expense(income) may include "any adjustments recognized in the period for current tax of prior periods" and "the amount of deferred tax expense(income) relating to changes in tax rates or the imposition of new taxes";
- An explanation of changes in the applicable income tax rates to the previous accounting period is also required to be disclosed;
- The provision for current income tax for the year 2021 will include the difference between income tax per 2020 financial statements and 2020 income tax return;
- Deferred tax assets and liabilities as of December 31, 2021, will be remeasured using the new tax rates; and
- Any movement in deferred taxes arising from the change in tax rates that will form part of the provision for/benefit from deferred taxes will be included as well in the effective tax rate reconciliation.

The interpretation is effective on or after January 29, 2021.

The management assessed that CREATE bill had reduced income tax expense by \$3 and increase net income and net assets by the same amount. The increase was recorded in 2021 following the provisions of PIC Q&A 2020-07.

New Accounting Standards Effective after the Reporting Period Ended December 31, 2021

The Company will adopt the following standards when these become effective:

PFRS 17, Insurance Contracts

PFRS 17 establishes the principles for the recognition, measurement, presentation and disclosure of insurance contracts and supersedes PFRS 4, *Insurance Contracts*.

PFRS 17 outlines a general model, which is modified for insurance contracts with direct participation features, described as the variable fee approach. The general model is simplified if certain criteria are met by measuring the liability for remaining coverage using the premium allocation approach.

The general model uses current assumptions to estimate the amount, timing and uncertainty of future cash flows and it explicitly measures the cost of that uncertainty. It takes into account market interest rates and the impact of policyholders' options and guarantees.

An amendment issued on September 2020 and adopted by FRSC on August 2020 addresses concerns and implementation challenges that were identified after PFRS 17 was published.

PFRS 17 must be applied retrospectively unless impracticable, in which case the modified retrospective approach or the fair value approach is applied.

For the purpose of the transition requirements, the date of initial application is the start of the annual reporting period in which the entity first applies the Standard, and the transition date is the beginning of the period immediately preceding the date of initial application.

The standard (incorporating the amendments) is effective for periods beginning on or after January 1, 2025. Earlier application is permitted.

The future adoption of the standard will have no effect on the Company's financial statements as the Company does not issue insurance contracts.

Amendments to PFRS 3, *References to the Conceptual Framework*

The amendments update PFRS 3 so that it refers to the 2018 Conceptual Framework instead of the 1989 Framework. They also add to PFRS 3 a requirement that, for obligations within the scope of PAS 37, an acquirer applies PAS 37 to determine whether at the acquisition date a present obligation exists as a result of past events. For a levy that would be within the scope of IFRIC 21, *Levies*, the acquirer applies IFRIC 21 to determine whether the obligating event that gives rise to a liability to pay the levy has occurred by the acquisition date.

The amendments also add an explicit statement that an acquirer does not recognize contingent assets acquired in a business combination.

The amendments are effective for business combinations for which the date of acquisition is on or after the beginning of the first annual period beginning on or after 1 January 2022. Early application is permitted if an entity also applies all other updated references (published together with the updated Conceptual Framework) at the same time or earlier.

The future adoption of the amendments will have no effect on the Company's financial statements as the Company is not in the process of and has no plan to enter into business combination.

Amendments to PFRS 10 and PAS 28, *Sale or Contribution of Assets between an Investor and Its Associate or Joint Venture*

The amendments to PFRS 10 and PAS 28 deal with situations where there is a sale or contribution of assets between an investor and its associate or joint venture. Specifically, the amendments state that gains or losses resulting from the loss of control of a subsidiary that does not contain a business in a transaction with an associate or a joint venture that is accounted for using the equity method, are recognized in the parent's profit or loss only to the extent of the unrelated investors' interests in that associate or joint venture. Similarly, gains and losses resulting from the remeasurement of investments retained in any former subsidiary (that has become an associate or a joint venture that is accounted for using the equity method) to fair value are recognized in the former parent's profit or loss only to the extent of the unrelated investors' interests in the new associate or joint venture.

The effective date of the amendments has yet to be set by the Board; however, earlier application of the amendments is permitted.

The future adoption of the amendments will have no effect on the Company's financial statements as the Company is not in the process and has no plan to acquire such investments.

Amendments to PAS 1, *Classification of Liabilities as Current or Non-current*

The amendments to PAS 1 affect only the presentation of liabilities as current or non-current in the statement of financial position and not the amount or timing of recognition of any asset, liability, income or expenses, or the information disclosed about those items.

The amendments clarify that the classification of liabilities as current or non-current is based on rights that are in existence at the end of the reporting period, specify that classification is unaffected by expectations about whether an entity will exercise its right to defer settlement of a liability, explain that rights are in existence if covenants are complied with at the end of the reporting period, and introduce a definition of 'settlement' to make clear that settlement refers to the transfer to the counterparty of cash, equity instruments, other assets or services.

The amendments are applied retrospectively for annual periods beginning on or after January 1, 2023, with early application permitted.

The Company will continue its assessment and will finalize the same upon the effectivity of these amendments.

Amendments to PAS 16, *Property, Plant and Equipment – Proceeds before Intended Use*

The amendments prohibit deducting from the cost of an item of property, plant and equipment any proceeds from selling items produced before that asset is available for use, i.e. proceeds while bringing the asset to the location and condition necessary for it to be capable of operating in the manner intended by management. Consequently, an entity recognizes such sales proceeds and related costs in profit or loss. The entity measures the cost of those items in accordance with PAS 2, *Inventories*.

The amendments also clarify the meaning of ‘testing whether an asset is functioning properly’. PAS 16 now specifies this as assessing whether the technical and physical performance of the asset is such that it is capable of being used in the production or supply of goods or services, for rental to others, or for administrative purposes.

If not presented separately in the statement of comprehensive income, the financial statements shall disclose the amounts of proceeds and cost included in profit or loss that relate to items produced that are not an output of the entity’s ordinary activities, and which line item(s) in the statement of comprehensive income include(s) such proceeds and cost.

The amendments are applied retrospectively, but only to items of property, plant and equipment that are brought to the location and condition necessary for them to be capable of operating in the manner intended by management on or after the beginning of the earliest period presented in the financial statements in which the entity first applies the amendments.

The entity shall recognize the cumulative effect of initially applying the amendments as an adjustment to the opening balance of retained earnings (or other component of equity, as appropriate) at the beginning of that earliest period presented.

The amendments are effective for annual periods beginning on or after January 1, 2022, with early application permitted.

The future adoption of the amendment will have no effect on the Company’s financial statements as the Company does not have property, plant and equipment recorded in its financial statements.

Amendments to PAS 37, Onerous Contracts – Cost of Fulfilling a Contract

The amendments specify that the ‘cost of fulfilling’ a contract comprises the ‘costs that relate directly to the contract’. Costs that relate directly to a contract consist of both the incremental costs of fulfilling that contract (examples would be direct labor or materials) and an allocation of other costs that relate directly to fulfilling contracts (an example would be the allocation of the depreciation charge for an item of property, plant and equipment used in fulfilling the contract).

The amendments apply to contracts for which the entity has not yet fulfilled all its obligations at the beginning of the annual reporting period in which the entity first applies the amendments. Comparatives are not restated. Instead, the entity shall recognize the cumulative effect of initially applying the amendments as an adjustment to the opening balance of retained earnings or other component of equity, as appropriate, at the date of initial application.

The amendments are effective for annual periods beginning on or after January 1, 2022, with early application permitted.

The future adoption of the amendments will have no effect on the Company’s financial statements as the Company does not issue and enter into onerous contracts.

Annual Improvements to PFRS Standards 2018-2020 Cycle

Amendments to PFRS 1, Subsidiary as a first-time adopter

The amendment provides additional relief to a subsidiary which becomes a first-time adopter later than its parent in respect of accounting for cumulative translation differences. As a result of the amendment, a subsidiary that uses the exemption in PFRS 1:D16 (a) can now also elect to measure cumulative translation differences for all foreign operations at the carrying amount that would be included in the parent’s consolidated financial statements, based on the parent’s date of transition to PFRS Standards, if no adjustments were made for consolidation procedures and for the effects of the business combination in which the parent acquired the subsidiary. A similar election is available to an associate or joint venture that uses the exemption in PFRS 1:D16 (a).

The amendment is effective for annual periods beginning on or after January 1, 2022, with early application permitted.

Amendments to PFRS 9, Fees in the '10 per cent' test for derecognition of financial liabilities

The amendment clarifies that in applying the '10 per cent' test to assess whether to derecognize a financial liability, an entity includes only fees paid or received between the entity (the borrower) and the lender, including fees paid or received by either the entity or the lender on the other's behalf.

The amendment is applied prospectively to modifications and exchanges that occur on or after the date the entity first applies the amendment.

The amendment is effective for annual periods beginning on or after January 1, 2022, with early application permitted.

Amendments to PFRS 16 – Lease incentives

The amendment removes the illustration of the reimbursement of leasehold improvements. As the amendment to PFRS 16 only regards an illustrative example, no effective date is stated.

Amendments to PAS 41, Taxation in fair value measurements

The amendment removes the requirement in PAS 41 for entities to exclude cash flows for taxation when measuring fair value. This aligns the fair value measurement in PAS 41 with the requirements of PFRS 13, *Fair Value Measurement* to use internally consistent cash flows and discount rates and enables preparers to determine whether to use pretax or post-tax cash flows and discount rates for the most appropriate fair value measurement.

The amendment is applied prospectively, i.e. for fair value measurements on or after the date an entity initially applies the amendment.

The amendment is effective for annual periods beginning on or after January 1, 2022, with early application permitted.

The future adoption of the amendments will have no effect on the Company's financial statements as the Company does not have subsidiary as first-time adopter; has no financial liabilities to be derecognized, does not have lease contracts and leasehold improvements and does not have biological assets covered by PAS 41 that need to exclude its cash flows for taxation on its financial statements.

Amendments to PAS 1 and PFRS Practice Statement 2, Disclosure Initiative – Accounting Policies

The amendments are as follows:

- An entity is now required to disclose its material accounting policy information instead of its significant accounting policies
- several paragraphs are added to explain how an entity can identify material accounting policy information and to give examples of when accounting policy information is likely to be material;
- the amendments clarify that accounting policy information may be material because of its nature, even if the related amounts are immaterial;
- the amendments clarify that accounting policy information is material if users of an entity's financial statements would need it to understand other material information in the financial statements; and
- the amendments clarify that if an entity discloses immaterial accounting policy information, such information shall not obscure material accounting policy information.

The amendments are applied prospectively. The amendments to PAS 1 are effective for annual periods beginning on or after January 1, 2023. Earlier application is permitted.

The Company will continue its assessment and will finalize the same upon the effectivity of these amendments.

Amendments to PAS 8, *Definition of Accounting Estimates*

With the amendment, accounting estimates are now defined as “monetary amounts in financial statements that are subject to measurement uncertainty.”

The amendment clarified that a change in accounting estimate that results from new information or new developments is not the correction of an error. In addition, the effects of a change in an input or a measurement technique used to develop an accounting estimate are changes in accounting estimates if they do not result from the correction of prior period errors.

A change in an accounting estimate may affect only the current period’s profit or loss, or the profit or loss of both the current period and future periods. The effect of the change relating to the current period is recognized as income or expense in the current period. The effect, if any, on future periods is recognized as income or expense in those future periods.

The amendments are effective for annual periods beginning on or after January 1, 2023 and changes in accounting policies and changes in accounting estimates that occur on or after the start of that period. Earlier application is permitted.

The future adoption of the amendments will have no effect on the Company’s financial statements as the clarification in the amendment did not change the Company’s definition of an accounting estimate.

Amendments to PAS 12, *Income Taxes, Deferred Tax related to Assets and Liabilities arising from a Single Transaction*

The amendments introduce a further exception from the initial recognition exemption. Under the amendments, an entity does not apply the initial recognition exemption for transactions that give rise to equal taxable and deductible temporary differences.

Depending on the applicable tax law, equal taxable and deductible temporary differences may arise on initial recognition of an asset and liability in a transaction that is not a business combination and affects neither accounting nor taxable profit. For example, this may arise upon recognition of a lease liability and the corresponding right-of-use asset applying PFRS 16 at the commencement date of a lease.

Following the amendments to PAS 12, an entity is required to recognize the related deferred tax asset and liability, with the recognition of any deferred tax asset being subject to the recoverability criteria in PAS 12.

The Board also adds an illustrative example to PAS 12 that explains how the amendments are applied.

The amendments apply to transactions that occur on or after the beginning of the earliest comparative period presented. In addition, at the beginning of the earliest comparative period an entity recognizes:

- A deferred tax asset (to the extent that it is probable that taxable profit will be available against which the deductible temporary difference can be utilized) and a deferred tax liability for all deductible and taxable temporary differences associated with:
- Right-of-use assets and lease liabilities
- Decommissioning, restoration and similar liabilities and the corresponding amounts recognized as part of the cost of the related asset
- The cumulative effect of initially applying the amendments as an adjustment to the opening balance of retained earnings (or other component of equity, as appropriate) at that date

The amendments are effective for annual reporting periods beginning on or after January 1, 2023, with earlier application permitted.

The future adoption of the amendments will have no effect on the Company’s financial statements as the Company does not have lease contracts and leasehold improvements and does not recognize deferred assets and liabilities.

Amendment to PFRS 17, *Initial Application of PFRS 17 and PFRS 9, Comparative Information*

The amendment is a transition option relating to comparative information about financial assets presented on initial application of IFRS 17.

The main amendment in Initial Application of PFRS 17 and PFRS 9 – Comparative Information (Amendment to PFRS 17) is a narrow-scope amendment to the transition requirements of PFRS 17 for entities that first apply PFRS 17 and PFRS 9 at the same time. The amendment regards financial assets for which comparative information is presented on initial application of PFRS 17 and PFRS 9, but where this information has not been restated for PFRS 9.

Under the amendment, an entity is permitted to present comparative information about a financial asset as if the classification and measurement requirements of PFRS 9 had been applied to that financial asset before. The option is available on an instrument-by-instrument basis. In applying the classification overlay to a financial asset, an entity is not required to apply the impairment requirements of PFRS 9.

There are no changes to the transition requirements in PFRS 9

The amendment is effective for annual periods beginning on or after January 1, 2025, as amended by the FRSC from January 1, 2023. This is consistent with Circular Letter No. 2020-62 issued by the Insurance Commission which deferred the implementation of PFRS 17 by two (2) years after its effective date as decided by the IASB. Still subject to approval of the Board of Accountancy.

The future adoption of the amendment will have no effect on the Company's financial statements as the Company does not issue insurance contracts.

3. SIGNIFICANT ACCOUNTING POLICIES

Financial assets

Initial recognition and measurement

Financial assets and financial liabilities are recognized when the entity becomes a party to the contractual provisions of the instrument. Regular way purchases and sales of financial assets are recognized on trade-date, the date on which the Company commits to purchase or sell the asset.

At initial recognition, the Company measures a financial asset or financial liability at its fair value plus or minus, in the case of a financial asset or financial liability not at fair value through profit or loss (FVTPL), transaction costs that are incremental and directly attributable to the acquisition or issue of the financial asset or financial liability. Transaction costs of financial assets and financial liabilities carried at FVTPL are expensed in profit or loss.

Classification and Subsequent Measurement

The Company classifies its financial assets in the following measurement categories:

- FVTPL,
- Fair value through other comprehensive income (FVTOCI); and
- Amortized cost

As at September 30, 2022 and December 31, 2021, the Company does not have financial assets classified as FVTOCI.

Classification of financial assets will be driven by the entity's business model for managing the financial assets and the contractual cash flows of the financial assets.

A financial asset is to be measured at amortized cost if: a) the objective of the business model is to hold the financial asset for the collection of the contractual cash flows, and b) the contractual cash flows under the instrument represent solely payment of principal and interest (SPPI).

All other debt and equity instruments must be recognized at fairvalue.

All fair value movements on financial assets are taken through the statement of comprehensive income, except for equity investments that are not held for trading, which may be recorded in the statement of comprehensive income or in reserves (without subsequent recycling to profit or loss).

Debt instruments

Subsequent measurement of debt instruments depends on the Company's business model for managing the asset and the cash flow characteristics of the asset. There are two measurement categories into which the group classifies its debt instruments:

- Amortized cost. Assets that are held for collection of contractual cash flows where those cash flows represent SPPI are measured at amortized cost. A gain or loss on a debt investment that is subsequently measured at amortized cost and is not part of a hedging relationship is recognized in profit or loss when the asset is derecognized or impaired. Interest income from these financial assets is included in finance income using the effective interest rate method.
- FVTPL. Assets that do not meet the criteria for amortized cost are measured at FVTPL. A gain or loss on a debt investment that is subsequently measured at FVTPL and is not part of a hedging relationship is recognized in profit or loss and presented net in the statement of comprehensive income within other gains/(losses) in period in which it arises. Interest income from these financial assets is included in finance income.

The business model reflects how the Company manages the assets in order to generate cash flows. That is, whether the Company's objective is solely to collect the contractual cash flows from the assets or to collect both the contractual cash flows and cash flows arising from the sale of assets. If neither of these is applicable, then the financial assets are classified as part of 'other' business model and measured at FVTPL. Factors considered by the Company in determining the business model for a group of assets include past experience on how the cash flows for these assets were collected, how the asset's performance is evaluated and reported to key management personnel, how risks are assessed and managed and how managers are compensated.

Where the business model is to hold assets to collect contractual cash flows or to collect contractual cash flows and sell, the Company assesses whether the financial instruments' cash flows represent SPPI. In making this assessment, the Company considers whether the contractual cash flows are consistent with a basic lending arrangement i.e. interest includes only consideration for the time value of money, credit risk, other basic lending risks and a profit margin that is consistent with a basic lending arrangement. Where the contractual terms introduce exposure to risk or volatility that are inconsistent with a basic lending arrangement, the related financial asset is classified and measured at FVTPL.

Amortized cost and effective interest method

The effective interest method is a method of calculating the amortized cost of a financial asset and of allocating interest income over the relevant period.

For financial instruments other than purchased or originated credit-impaired (POCI) financial assets, the effective interest rate is the rate that exactly discounts estimated future cash receipts (including all fees and points paid or received that form an integral part of the effective interest rate, transaction costs and other premiums or discounts) excluding expected credit losses (ECL), through the expected life of the debt instrument, or, where appropriate, a shorter period, to the gross carrying amount of the debt instrument on initial recognition.

The amortized cost of a financial asset is the amount at which the financial asset is measured at initial recognition minus the principal repayments, plus the cumulative amortization using the effective interest method of any difference between that initial amount and the maturity amount, adjusted for any loss allowance. On the other hand, the gross carrying amount of a financial asset is the amortized cost of a financial asset before adjusting for any loss allowance.

Interest income is recognized using the effective interest method for debt instruments measured subsequently at amortized cost. For financial instruments other than POCI financial assets, interest income is calculated by applying the effective interest rate to the gross carrying amount of a financial asset, except for financial assets that have subsequently become credit-impaired. For financial assets that have subsequently become credit-impaired, interest income is recognized by applying the effective interest rate to the amortized cost of the financial asset. If, in subsequent reporting periods, the credit risk on the credit-impaired financial instrument improves so that the financial asset is no longer credit-impaired, interest

income is recognized by applying the effective interest rate to the gross carrying amount of the financial asset.

Equity instruments

Equity instruments are instruments that meet the definition of equity from the issuer's perspective, that is, instruments that do not contain a contractual obligation to pay and that evidence a residual interest in the issuer's net assets.

The Company subsequently measures all equity investments at FVTPL, except where the Company's Management has elected, at initial recognition, to irrevocably designate an equity instrument at FVTOCI. The Company's policy is to designate equity investments as FVTOCI when those investments are held for the purposes other than to generate investment returns. When the election is used, fair value gains and losses are recognized in OCI and are not subsequently reclassified to profit or loss, including disposal. Impairment losses (and reversal of impairment losses) are not reported separately from other changes in fair value. Dividends, when representing a return on such investments, continue to be recognized in profit or loss as other income when the Company's right to receive payment is established.

Changes in the fair value of financial assets at FVTPL are recognized in net realized gains (losses) on investments in the statement of profit or loss as applicable.

Impairment of financial assets

The Company recognizes a loss allowance for ECL on investments in debt instruments that are measured at amortized cost. The amount of ECL is updated at each reporting date to reflect changes in credit risk since initial recognition of the respective financial instrument.

ECLs are a probability-weighted estimate of the present value of credit losses. These are measured as the present value of the difference between the cash flows due to the Company under the contract and the cash flows that the Company expects to receive arising from the weighting of multiple future economic scenarios, discounted at the asset's effective interest rate.

The Company measures ECL on an individual basis, or on a collective basis for portfolios of loans that share similar economic risk characteristics. The measurement of the loss allowance is based on the present value of the asset's expected cash flows using the asset's original effective interest rate, regardless of whether it is measured on an individual basis or a collective basis.

With the exception of POCI financial assets, ECLs are required to be measured through a loss allowance at an amount equal to:

- 12-month ECL, i.e. lifetime ECL that result from those default events on the financial instrument that are possible within 12 months after the reporting date, (referred to as Stage 1); or
- full lifetime ECL, i.e. lifetime ECL that result from all possible default events over the life of the financial instrument, (referred to as Stage 2 and Stage 3).

A loss allowance for full lifetime ECL is required for a financial instrument if the credit risk on that financial instrument has increased significantly since initial recognition. For all other financial instruments, ECLs are measured at an amount equal to the 12-month ECL.

The Company recognizes lifetime ECL when there has been a significant increase in credit risk since initial recognition. If, on the other hand, the credit risk on the financial instrument has not increased significantly since initial recognition, the Company measures the loss allowance for that financial instrument at an amount equal to 12-month ECL. The assessment of whether lifetime ECL should be recognized is based on significant increases in the likelihood or risk of a default occurring since initial recognition instead of on evidence of a financial asset being credit-impaired at the reporting date or an actual default occurring.

Lifetime ECL represents the ECL that will result from all possible default events over the expected life of a financial instrument. In contrast, 12-month ECL represents the portion of lifetime ECL that is expected to result from default events on a financial instrument that are possible within 12 months after the reporting date.

Significant increase in credit risk

The Company monitors all financial assets that are subject to the impairment requirements to assess whether there has been a significant increase in credit risk since initial recognition. If there has been a significant increase in credit risk the Company will measure the loss allowance based on lifetime rather than 12-month ECL.

In assessing whether the credit risk on a financial instrument has increased significantly since initial recognition, the Company compares the risk of a default occurring on the financial instrument at the reporting date based on the remaining maturity of the instrument with the risk of a default occurring that was anticipated for the remaining maturity at the current reporting date when the financial instrument was first recognized. In making this assessment, the Company considers both quantitative and qualitative information that is reasonable and supportable, including historical experience and forward-looking information that is available without undue cost or effort.

Forward-looking information considered includes the future prospects of the industries in which the Company's debtors operate, obtained from economic expert reports, financial analysts, governmental bodies, relevant think-tanks and other similar organizations, as well as consideration of various external sources of actual and forecast economic information that relate to the Company's core operations.

In particular, the following information is taken into account when assessing whether credit risk has increased significantly since initial recognition:

- an actual or expected significant deterioration in the financial instrument's external (if available) or internal credit rating;
- significant deterioration in external market indicators of credit risk for a particular financial instrument (e.g., a significant increase in the credit spread, the credit default swap prices for the debtor, or the length of time or the extent to which the fair value of a financial asset has been less than its amortized cost);
- existing or forecast adverse changes in business, financial or economic conditions that are expected to cause a significant decrease in the debtor's ability to meet its debt obligations;
- an actual or expected significant deterioration in the operating results of the debtor;
- significant increases in credit risk on other financial instruments of the same debtor;
- an actual or expected significant adverse change in the regulatory, economic, or technological environment of the debtor that results in a significant decrease in the debtor's ability to meet its debt obligations.

Irrespective of the outcome of the above assessment, the Company presumes that the credit risk on a financial asset has increased significantly since initial recognition when contractual payments are more than 30 days past due, unless the Company has reasonable and supportable information that demonstrates otherwise.

Despite the foregoing, the Company assumes that the credit risk on a financial instrument has not increased significantly since initial recognition if the financial instrument is determined to have low credit risk at the reporting date.

A financial instrument is determined to have low credit risk if:

- it has a low risk of default;
- the borrower is considered, in the short term, to have a strong capacity to meet its obligations; and
- the Company expects, in the longer term, that adverse changes in economic and business conditions might, but will not necessarily, reduce the ability of the borrower to fulfill its obligations.

The Company considers a financial asset to have low credit risk when the asset has external credit rating of 'investment grade' in accordance with the globally understood definition or if an external rating is not available, the asset has an internal rating of 'performing'. Performing means that the counterparty has a strong financial position and there is no past due amounts.

The Company regularly monitors the effectiveness of the criteria used to identify whether there has been a significant increase in credit risk and revises them as appropriate to ensure that the criteria are capable of identifying significant increase in credit risk before the amount becomes past due.

Default

The Company considers the following as constituting an event of default for internal credit risk management purposes as historical experience indicates that financial assets that meet either of the following criteria are generally not recoverable:

- when there is a breach of financial covenants by the debtor; or
- information developed internally or obtained from external sources indicates that the debtor is unlikely to pay its creditors, including the Company, in full (without taking into account any collateral held by the Company).

Irrespective of the above analysis, the Company considers that default has occurred when a financial asset is more than 90 days past due unless the Company has reasonable and supportable information to demonstrate that a more lagging default criterion is more appropriate.

Critical to the determination of ECL is the definition of default. The definition of default is used in measuring the amount of ECL and in the determination of whether the loss allowance is based on 12-month or lifetime ECL, as default is a component of the probability of default (PD) which affects both the measurement of ECLs and the identification of a significant increase in credit risk.

Credit-impaired financial assets

A financial asset is credit-impaired when one or more events that have a detrimental impact on the estimated future cash flows of the financial asset have occurred. Evidence of credit-impairment includes observable data about the following events:

- significant financial difficulty of the borrower or issuer;
- a breach of contract such as a default or past due event;
- the lender of the borrower, for economic or contractual reasons relating to the borrower's financial difficulty, having granted to the borrower a concession that the lender would not otherwise consider;
- it is becoming probable that the borrower will enter bankruptcy or other financial reorganization;
- the disappearance of an active market for a security because of financial difficulties; or
- the purchase of a financial asset at a deep discount that reflects the incurred credit losses.

It may not be possible to identify a single discrete event—instead, the combined effect of several events may have caused financial assets to become credit-impaired. The Company assesses whether debt instruments that are financial assets measured at amortized cost or FVTOCI are credit-impaired at each reporting date. To assess if debt instruments are credit impaired, the Company considers factors such as bond yields, credit ratings and the ability of the borrower to raise funding.

Write-off

The Company writes off a financial asset when there is information indicating that the debtor is in severe financial difficulty and there is no realistic prospect of recovery, such as when the debtor has been placed under liquidation or has entered into bankruptcy proceedings, or in the case of trade receivables, when the amounts are over two years past due, whichever occurs sooner.

Financial assets written off may still be subject to enforcement activities under the Company's recovery procedures, taking into account legal advice where appropriate. Any recoveries made are recognized in profit or loss.

Measurement and recognition of ECL

The measurement of ECL is a function of the probability of default, loss given default (i.e. the magnitude of the loss if there is a default) and the exposure at default. The assessment of the probability of default and loss given default is based on historical data adjusted by forward-looking information.

As for the exposure at default, for financial assets, this is represented by the assets' gross carrying amount at the reporting date, the Company's understanding of the specific future financing needs of the debtors, and other relevant forward-looking information.

For financial assets, the ECL is estimated as the difference between all contractual cash flows that are due to the Company in accordance with the contract and all the cash flows that the Company expects to receive, discounted at the original effective interest rate.

If the Company has measured the loss allowance for a financial instrument at an amount equal to lifetime ECL in the previous reporting period, but determines at the current reporting date that the conditions for lifetime ECL are no longer met, the Company measures the loss allowance at an amount equal to 12-month ECL at the current reporting date, except for assets for which simplified approach was used.

The Company recognizes an impairment gain or loss in profit or loss for all financial instruments with a corresponding adjustment to their carrying amount through a loss allowance account, except for investments in debt instruments that are measured at FVTOCI, for which the loss allowance is recognized in other comprehensive income and accumulated in the investment revaluation reserve, and does not reduce the carrying amount of the financial asset in the statement of financial position.

Presentation of allowance for ECL in the statements of financial position

Loss allowances for ECL are presented in the statements of financial position as a deduction from the gross carrying amount of the assets.

Derecognition

The Company derecognizes a financial asset only when the contractual rights to the asset's cash flows expire or when the financial asset and substantially all the risks and rewards of ownership of the asset are transferred to another entity. If the Company neither transfers nor retains substantially all the risks and rewards of ownership and continues to control the transferred asset, the Company recognizes its retained interest in the asset and an associated liability for amounts it may have to pay. If the Company retains substantially all the risks and rewards of ownership of a transferred financial asset, the Company continues to recognize the financial asset and also recognizes a collateralized borrowing for the proceeds received.

On derecognition of a financial asset in its entirety, the difference between the asset's carrying amount and the sum of the consideration received and receivable and the cumulative gain/loss that had been recognized in OCI and accumulated in equity is recognized in profit or loss, with the exception of equity investment designated as measured at FVTOCI, where the cumulative gain/loss previously recognized in OCI is not subsequently reclassified to profit or loss, but is transferred to retained earnings.

Financial Liabilities and Equity Instruments

Classification as debt or equity

Debt and equity instruments are classified as either financial liabilities or as equity in accordance with the substance of the contractual arrangements and the definitions of a financial liability and an equity instrument.

Financial liabilities

All financial liabilities are measured subsequently at amortized cost using the effective interest method or at FVTPL. Financial liabilities are classified as either financial liabilities 'at FVTPL' or 'other financial liabilities'.

Financial liabilities at FVTPL

Financial liabilities are classified as at FVTPL when the financial liability is (i) held for trading, or (ii) it is designated as at FVTPL.

A financial liability is classified as held for trading if:

- it has been incurred principally for the purpose of repurchasing it in the near term; or
- on initial recognition it is part of a portfolio of identified financial instruments that the Company manages together and has a recent actual pattern of short-term profit-taking; or
- it is a derivative that is not designated and effective as a hedging instrument.

Financial liabilities at FVTPL are measured at fair value, with any gains/losses arising on remeasurement recognized in profit or loss to the extent that they are not part of a designated hedging relationship. The net gain/loss recognized in profit or loss incorporates any interest paid on the financial liability and is included in profit or loss.

However, for financial liabilities that are designated as at FVTPL, the amount of change in the fair value of the financial liability that is attributable to changes in the credit risk of that liability is recognized in OCI, unless the recognition of the effects of changes in the liability's credit risk in OCI would create or enlarge an accounting mismatch in profit or loss. The remaining amount of change in the fair value of liability is recognized in profit or loss. Changes in fair value attributable to a financial liability's credit risk that are recognized in OCI are not subsequently reclassified to profit or loss; instead, they are transferred to retained earnings upon derecognition of the financial liability.

In making the determination of whether recognizing changes in the liability's credit risk in OCI will create or enlarge an accounting mismatch in profit or loss, the Company assesses whether it expects that the effects of changes in the liability's credit risk will be offset in profit or loss by a change in the fair value of another financial instrument measured at FVTPL. This determination is made at initial recognition.

Financial liabilities measured subsequently at amortized cost

Financial liabilities that are not (i) contingent consideration of an acquirer in a business combination, (ii) held-for-trading, or (iii) designated as at FVTPL, are measured subsequently at amortized cost using the effective interest method.

The effective interest method is a method of calculating the amortized cost of a financial liability and of allocating interest expense over the relevant period. The effective interest rate is the rate that exactly discounts estimated future cash payments (including all fees and points paid or received that form an integral part of the effective interest rate, transaction costs and other premiums or discounts) through the expected life of the financial liability, or (where appropriate) a shorter period, to the amortized cost of a financial liability.

The Company's financial liabilities classified under this category include accrued expenses and other payables and payable to fund manager.

Offsetting financial instruments

Financial assets and liabilities are offset and the net amount reported in the statements of financial position when there is a legally enforceable right to offset the recognized amounts and there is an intention to settle on a net basis or realize the asset and settle the liability simultaneously.

A right to offset must be available today rather than being contingent on a future event and must be exercisable by any of the counterparties, both in the normal course of business and in the event of default, insolvency or bankruptcy.

Derecognition of financial liabilities

The Company derecognizes financial liabilities when, and only when, the Company's obligations are discharged, cancelled or have expired. The difference between the carrying amount of the financial liability derecognized and the consideration paid and payable is recognized in profit or loss.

Equity instruments

An equity instrument is any contract that evidences a residual interest in the assets of the Company after deducting all of its liabilities. Equity instruments issued by the Company are recognized at the proceeds received, net of direct issue costs.

Share capital

Share capital consisting of ordinary shares is classified as equity. Incremental costs directly attributable to the issue of new shares or options are shown in equity as a deduction from the proceeds, net of tax. Any excess of proceeds from issuance of shares over its par value is recognized as additional paid-in capital.

Retained earnings

Retained earnings represent accumulated profit attributable to equity holders of the Company after deducting dividends declared. Retained earnings may also include effect of changes in accounting policy as may be required by the standard's transitional provisions.

Repurchase, disposal and reissuance of share capital (treasury shares)

When share capital recognized as equity is repurchased, the amount of the consideration paid, which includes directly attributable cost, net of any tax effects, is recognized as a reduction from equity. Repurchased shares are classified as treasury shares and are presented in the reserve for own share account. When treasury shares are sold or reissued subsequently, the amount received is recognized as increase in equity, and the resulting surplus or deficit on the transaction is presented as additional paid-in capital.

Deposit for future stock subscriptions (DFFS)

DFFS is recorded at historical cost. According to Financial Reporting Bulletin (FRB) No. 6 as issued by SEC, it is classified as equity when all of the following criteria are met:

- the unissued authorized capital stock of the entity is insufficient to cover the amount of shares indicated in the contract;
- there is Board of Directors' approval on the proposed increase in authorized capital stock (for which a deposit was received by the Company);
- there is stockholders' approval of said proposed increase; and
- the application for the approval of the proposed increase has been presented for filing or has been filed with the SEC.

Deposit for future stock subscriptions is classified as liability, when the above criteria are not met.

Revenue Recognition

Revenue is measured based on the consideration to which the Company expects to be entitled in a contract with a customer and excludes amounts collected on behalf of third parties. The Company recognizes revenue when it transfers control of a product or service to a customer.

Interest income

Interest income from a financial asset is recognized when it is probable that the economic benefits will flow to the Company and the amount of income can be measured reliably. Interest income is accrued on a time proportion basis, by reference to the principal outstanding and at the effective interest rate applicable, which is the rate that exactly discounts estimated future cash receipts through the expected life of the financial asset to that asset's net carrying amount.

Realized gains or losses

Gains or losses arising on the disposal of investments are determined as the difference between the sales proceeds and the carrying amount of the investments and is recognized in profit or loss.

Fair value gains or losses

Gains or losses arising from changes in fair values of investments are disclosed under the policy on financial assets.

Other income

Other income is income generated outside the normal course of business and is recognized when it is probable that the economic benefits will flow to the Company and it can be measured reliably.

Expense Recognition

Expenses are recognized in profit or loss when a decrease in future economic benefit related to a decrease in an asset or an increase in a liability has arisen that can be measured reliably. Expenses are recognized in profit or loss on the basis of: (i) a direct association between the costs incurred and the earning of specific items of income; (ii) systematic and rational allocation procedures when economic benefits are expected to arise over several accounting periods and the association with income can only be broadly or indirectly determined; or, (iii) immediately when an expenditure produces no future economic benefits or when, and to the extent that, future economic benefits do not qualify, or cease to qualify, for recognition in the statements of financial position as an asset.

Expenses in the statements of comprehensive income are presented using the function of expense method. Investment expenses are transaction costs incurred in the purchase and sale of investments. Operating expenses are costs attributable to administrative and other business expenses of the Company including management fees and custodianship fees.

Fair Value

Fair value is the price that would be received to sell an asset or paid to transfer a liability in an orderly transaction between market participants at the measurement date, regardless of whether that price is directly observable or estimated using another valuation technique. In estimating the fair value of an asset or a liability, the Company takes into account the characteristics of the asset or liability if market participants would take those characteristics into account when pricing the asset or liability at the measurement date. Fair value for measurement and/or disclosure purposes in these financial statements is determined on such basis.

In addition, for financial reporting purposes, fair value measurements are categorized into Levels 1, 2 or 3 based on the degree to which the inputs to the fair value measurements are observable and the significance of the inputs to the fair value measurement in its entirety, which are described as follows:

- Level 1 inputs are quoted prices (unadjusted) in active markets for identical assets or liabilities that the entity can access at the measurement date;
- Level 2 inputs are inputs, other than quoted prices included within Level 1, that are observable for the asset or liability, either directly or indirectly; and
- Level 3 inputs are unobservable inputs for the asset or liability.

Related Party Transactions

A related party transaction is a transfer of resources, services or obligations between the Company and a related party, regardless of whether a price is charged.

Parties are considered related if one party has control, joint control, or significant influence over the other party in making financial and operating decisions. An entity that is a post-employment benefit plan for the employees of the Company and the key management personnel of the Company are also considered to be related parties.

Taxation

Income tax expense represents the sum of the current tax, final tax and deferred tax expense.

Current tax

The current tax expense is based on taxable profit for the year. Taxable profit differs from net profit as reported in the statements of comprehensive income because it excludes items of income or expense that are taxable or deductible in other years and it further excludes items that are never taxable or deductible. The Company's current tax expense is calculated using 25% regular corporate income tax (RCIT) rate or 1% minimum corporate income tax (MCIT), whichever is higher.

Final tax

Final tax expense represents final taxes withheld on interest income from cash in banks, special savings deposits and fixed-income securities and final taxes withheld on proceeds from sale of listed equity securities.

Deferred tax

Deferred tax is recognized on temporary differences between the carrying amounts of assets and liabilities in the financial statements and the corresponding tax bases used in the computation of taxable profit. Deferred tax liabilities are generally recognized for all taxable temporary differences. Deferred tax assets are generally recognized for all deductible temporary differences to the extent that it is probable that taxable profits will be available against which those deductible temporary differences can be utilized. Such deferred tax assets and liabilities are not recognized if the temporary difference arises from the initial recognition (other than in a business combination) of assets and liabilities in a transaction that affects neither the taxable profit nor the accounting profit.

The carrying amount of deferred tax assets is reviewed at the end of each reporting period and reduced to the extent that it is no longer probable that sufficient taxable profits will be available to allow all or part of the asset to be recovered.

Deferred tax assets and liabilities are measured at the tax rates that are expected to apply in the period in which the liability is settled or the asset realized, based on tax rates (and tax laws) that have been enacted or substantively enacted by the end of the reporting period.

Deferred tax assets and liabilities are offset when there is a legally enforceable right to offset current tax assets against current tax liabilities and these relate to income taxes levied by the same taxation authority and the Company intends to settle its current tax assets and liabilities on a net basis.

Current and deferred taxes for the year

Current and deferred taxes are recognized in profit or loss, except when they relate to items that are recognized in OCI or directly in equity, in which case, the current and deferred taxes are also recognized in OCI or directly in equity, respectively.

Foreign Currency

Foreign currency transactions

Transactions in currencies other than functional currency of the Company are recorded at the rates of exchange prevailing on the dates of the transactions. At the end of each reporting period, monetary assets and liabilities that are denominated in foreign currencies are retranslated at the rates prevailing at the end of the reporting period.

Non-monetary assets and liabilities carried at fair value that are denominated in foreign currencies are translated at the rates prevailing at the date the fair value was determined. Gains and losses arising on retranslation are included in profit or loss for the year, except for exchange differences arising on non-monetary assets and liabilities when the gains and losses of such non-monetary items are recognized directly in equity. Non-monetary assets and liabilities that are measured in terms of historical cost in a foreign currency are not retranslated.

Exchange differences on monetary items are recognized in profit or loss in the period in which they arise.

Earnings (Loss) per Share

The Company computes its basic earnings (loss) per share by dividing profit or loss for the year attributable to ordinary equity holders of the Company by the weighted average number of ordinary shares outstanding during the period.

For the purpose of calculating diluted earnings (loss) per share, profit or loss for the year attributable to ordinary equity holders of the Company and the weighted average number of shares outstanding are adjusted for the effects of deposits for future stock subscriptions which are dilutive potential ordinary shares.

Net Asset Value per Share (NAVPS)

The Company computes its NAVPS by dividing the total net asset value as at the end of the reporting period by the number of issued and outstanding shares and shares to be issued on deposits for future stock subscriptions.

Events After the Reporting Period

The Company identifies events after the end of the reporting period as those events, both favorable and unfavorable, that occur between the end of the reporting period and the date when the financial statements are authorized for issue. The financial statements of the Company are adjusted to reflect those events that provide evidence of conditions that existed at the end of the reporting period. Non-adjusting events after the end of the reporting period are disclosed in the notes to the financial statements when material.

4. CASH AND CASH EQUIVALENTS

	September 2022	December 2021
Cash in Banks	\$ 346,497	\$3,015,213
Cash equivalents	400,259	-
	<u>\$ 746,756</u>	<u>\$3,015,213</u>

5. FINANCIAL ASSETS AT FAIR VALUE THROUGH PROFIT OR LOSS

	September 2022	December 2021
Investments in global mutual funds	\$ 28,366,410	\$38,044,694
Investments in global exchange traded funds	1,573,609	1,922,576
	<u>\$ 29,940,018</u>	<u>\$39,967,270</u>

Net gains on investments recognized in profit or loss arising from held-for-trading financial assets are as follows:

	September 2022	December 2021
Net unrealized losses on investments	(\$8,558,776)	(\$1,461,113)
Net realized gains (losses) on investments	(2,734,570)	5,277,304
	<u>(\$11,293,346)</u>	<u>\$3,816,191</u>

The movements in the financial assets at FVTPL are summarized as follows:

	September 2022	December 2021
Balance, January 1	\$ 39,967,270	\$ 23,458,923
Additions	47,552,579	44,957,843
Disposal	(49,021,055)	(26,988,383)
Unrealized losses	(8,558,776)	(1,461,113)
Balance, September 30	<u>\$ 29,940,018</u>	<u>\$ 39,967,270</u>

6. ACCRUED INTEREST RECEIVABLE

This account consists of accrued interest on the following:

	September 2022	December 2021
Cash equivalents	\$ 31	\$ -

Collection of interest depends on the scheduled interest payments of each asset held.

7. OTHER CURRENT ASSETS

	September 2022	December 2021
Prepaid Expenses	\$ 2,913	\$ -

8. ACCRUED EXPENSES AND OTHER PAYABLES

	September 2022	December 2021
Due to investors	\$ 274,289	\$49,358
Filing and registration fees payable	56,205	13,936
Withholding and documentary stamp tax	5,043	6,901
Professional fees	4,015	1,733
Custodian fees	1,691	2,260
Directors' fees	1,498	-
Others	57	-
	\$ 342,798	\$74,188

Due to investors account pertains to amounts payable to investors for the redemption of their investments processed on or before the reporting period, which are usually paid four days after the transaction date.

Filing and registration fees payable pertains to SEC application fees for increase in authorized capital stock and are normally settled within one year.

Other accrued expenses refer to accrual of printing and supplies for the period. These payables are non-interest bearing and are normally settled within the year.

9. DUE FROM/TO BROKERS

Due from brokers account refers to amounts receivable from brokers arising from the sale of investments processed on or before the reporting period, which are settled three days after the transaction date.

Due from brokers amounted to \$ 130,000 and nil as at September 30, 2022 and December 31, 2021, respectively.

Due to brokers account pertains to amounts payable to brokers for the purchase of investments processed on or before the reporting period, which are settled three days after the transaction date.

Due to brokers amounted to \$ 200,000 and nil as at September 30, 2022 and December 31, 2021, respectively.

Counterparties to the contract are not allowed to offset payable and receivable arising from the purchase and sale of investments.

10. RELATED PARTY TRANSACTIONS

In the normal course of business, the Company transacts with entities which are considered related parties under PAS 24, *Related Party Disclosures*.

The details of transaction with related parties and the amounts paid or payable are set out below:

Nature of Transaction	Transactions During the Period	Outstanding Payable		Term	Condition	Notes
		Q3 2022	Q3 2022 December 2021			
SLAMCI-Fund Manager Management Distribution and Transfer fees	\$ 581,905	\$ 54,047	\$73,844	Non- interest bearing; Annual rate of 1.90% of average daily net assets; settled in cash on or before the 15 th day of the following month	Unsecured; Unguaranteed, not impaired	a
Key Management Personnel Director's Fee	\$ 3,859	\$ 1,498	\$ -	Settled in cash; payable on demand	Unsecured; Unguaranteed	b

11. EQUITY

Movements are as follows:

	2022	
	Shares	Amount
Authorized:		
at P1.00 par value		
At January 1	12,000,000	P 12,000,000
	12,000,000	P 12,000,000
Issued and fully paid:		
At January 1	5,999,984	\$ 132,001
Issuance of shares from DFFS	5,816,553	125,056
At September 30	11,816,537	\$ 257,057
Treasury shares:		
At January 1	39,073	\$ 71,572
Acquisition	793,035	1,242,790
Reissuance	(693,658)	(1,111,061)
At September 30	138,450	\$ 203,300
Deposit for Future Stock Subscription:		
At January 1	17,229,014	\$28,874,638
Receipts of DFFS	2,570,143	4,671,266
Redemption of DFFS	(3,028,206)	(5,121,004)
Transfer of shares from DFFS to share capital	(5,816,553)	(9,441,773)
At September 30	10,954,398	\$ 18,983,126

Incorporation

The Company was incorporated on September 4, 2015 with 6,000,000 authorized shares with a par value of P1.00. The SEC approved the registration on March 22, 2016.

Approved changes

On September 7, 2015, the shareholders and Board of Directors approved the blanket increase of the Company's authorized share capital up to 1,000,000,000 shares.

On January 16, 2018, the Chairman of the Board of Directors of the Company and the President of SLAMCI jointly approved the first tranche of increase in authorized capital stock of the Company by P6,000,000 divided into 6,000,000 shares at a par value of P1.00 per share.

On March 23, 2021, the President of the Company and the President of SLAMCI, jointly approved the second tranche of increase in ACS by Php20,000,000.00 divided into 20,000,000 shares at the par value of Php 1.00 per share (pursuant to the amended delegated authority of the Board for both Presidents to approve ACS increase on March 9, 2021).

On May 5, 2022, the President of the Company and the President of SLAMCI, jointly approved the third tranche of increase in ACS by Php50,000,000.00 divided into 50,000,000 shares at the par value of Php 1.00 per share.

Pending Application for 6,000,000 additional shares

On March 26, 2018, the Company's application for increase in ACS of 6,000,000 shares was filed/presented with the SEC.

On August 31, 2018, the Company received the SEC evaluator's comments and additional requirements on its application for the increase in ACS.

On October 5, 2018, the Company submitted to SEC the revised application and additional documents as required by the evaluator.

On March 3, 2019, the Company received the SEC evaluator's comments and additional requirements on its revised application for the increase in ACS.

On October 28, 2020, the Company received additional comments from SEC for the Company's application for increase in ACS of 6,000,000 shares.

On February 26, 2021, the Company submitted to SEC-CRMD the requirements for the approval of 6,000,000 additional ACS.

In 2021, the Company engaged a professional service firm to render its professional services in providing assistance to the Company in submission of documents as required by the SEC for the approval of 6,000,000 additional shares.

On March 2, 2021, the Company received an instruction from SEC to re-submit the original copies of all the documentary requirements.

On June 29, 2021, the Company submitted the soft copies of the documentary requirements thru email to the SEC.

On July 14, 2021, the Company received the monitoring clearance issued by SEC-CGFD with list of comments dated July 9, 2021.

On July 19, 2021, the Company filed the original documents to the SEC awaiting feedback from the SEC examiner.

On September 10, 2021, RTC sent a letter to SEC concerning the Company's request for the issuance of the monitoring clearance.

On September 24, 2021, SEC-CGFD has considered the Company's request for the submission of an undertaking subject to certain conditions.

On October 27 and November 8, 2021, draft Deed of Undertaking was submitted to SEC-CGFD subject for review and comments.

On November 15, 2021, SEC-CGFD pre-cleared the draft Deed of Undertaking submitted by RTC on behalf of the Company.

On December 29, 2021, RTC electronically filed with SEC-CGFD the Deed of Undertaking (DOU) and Secretary's Certificate in relation to the execution of the said DOU.

On January 4, 2022, RTC received SEC-CGFD's response on the DOU, that the SEC-CGFD has no further comments on the DOU and interpose no objection to the processing of the applications and is further subject to acceptance by CRMD to satisfy its clearance requirement.

On July 12, 2022, the Company filed the originally copy of the DOU to the SEC.

On July 20, 2022, the Company's application for 6,000,000 increase in authorized share capital was approved by the SEC awaiting RS approval.

As at July 20, 2022, the Company reclassified the 6,000,000 deposit for future subscription to subscribed capital stock.

Pending Application for 20,000,000 additional shares

On June 28, 2021, the Company's application for increase in ACS of 20,000,000 shares was filed/presented with the SEC.

On July 14, 2021, the Company received the monitoring clearance issued by SEC-CGFD with list of comments dated July 9, 2021.

On September 24, 2021, SEC-CGFD has considered the Company's request for the submission of an undertaking subject to certain conditions.

On October 27 and November 8, 2021, draft Deed of Undertaking was submitted to SEC-CGFD subject for review and comments.

On November 15, 2021, SEC-CGFD pre-cleared the draft Deed of Undertaking submitted by RTC on behalf of the Company.

On December 29, 2021, RTC electronically filed with SEC-CGFD the Deed of Undertaking (DOU) and Secretary's Certificate in relation to the execution of the said DOU.

On January 4, 2022, RTC received SEC-CGFD's response on the DOU, that the SEC-CGFD has no further comments on the DOU and interpose no objection to the processing of the applications and is further subject to acceptance by CRMD to satisfy its clearance requirement.

Currently, the Company and RTC are continuously coordinating with the SEC-CRMD and SEC-CGFD for the status of all pending ACS increase applications.

Pending Application for 50,000,000 additional shares

On June 30, 2022, the Company's application for increase in ACS of 50,000,000 shares was filed/presented with the SEC.

Current state

DFFS received in cash amounting to \$18,983,126 and \$28,874,638 as at September 30, 2022 and December 31, 2021, respectively, were classified as equity since the Company has met all of the required for such recognition in accordance to Financial Reporting Bulletin (FRB) No. 6 as amended on May 11, 2017.

As at September 30, 2022, the Company has 11,816,537 issued and outstanding shares out of 12,000,000 ACS with a par value of P1.00.

On January 6, 2022, the SEC's Commission en Banc, issued Financial Reporting Bulletin (FRB) No. 6 Deposit For Future Stock Subscription (DFFS) which imposed the prohibition on Investment Companies to accept DFFS.

On March 14, 2022, Management filed a Request for Exemptive Relief from the amended FRB No. 6 with the SEC. Consequently, the Commission en Banc in its meeting held on 28 April 2022 approved said request to temporarily allow the acceptance of DFFS during the pendency of the applications for increase of authorized capital stock of the Company, subject to compliance with the following conditions:

a) That the Company will only temporarily accept DFFS up to the maximum number of shares covered the respective pending applications for increase of authorized capital stock:

<u>Name of Fund</u>	<u>Period</u>	<u>Total ACS Increase</u>
World Voyager	As of June 25, 2021	26 Million

b) To expedite the subsequent securities registration process, the Company shall likewise be required to submit, within thirty (30) days from receipt of the letter granting its herein request, the corresponding SEC Form 12-1-ICA for the registration of additional registration of shares covered by the abovementioned ACS applications pursuant to ICA and SRC for concurrent processing, approval of which shall be made subject to the approval of the increase; and

c) That no DFFS shall be accepted beyond the number of shares mentioned in item (a).

The following table shows the number of institutional and retail investors and the percentage of their investments, and the geographic concentration of investments as of September 30, 2022.

% Ownership of Institutional Investors	% Ownership of Retail Investors
27.29%	72.71%

Area	Percentage of Investments
LUZON	94%
VISAYAS	4%
MINDANAO	2%
TOTAL	100%

12. ADDITIONAL PAID-IN CAPITAL

Additional paid-in capital pertains to excess payments over par value from investors and from reissuance of treasury shares.

	September 2022	December 2021
APIC	\$ 14,987,030	\$5,743,885

13. NET ASSET VALUE PER SHARE (NAVPS)

NAVPS is computed as follows:

	September 2022	December 2021
Total equity	\$ 30,222,873	\$42,834,451
Outstanding shares	22,632,485	23,189,925
NAVPS	\$ 1.3354	\$ 1.8471

Net Asset Value Calculation

The net asset value shall be calculated by adding:

- The aggregate market value of the portfolio securities and other assets;
- The cash on hand;
- Any dividends on stock trading ex-dividend; and
- Any accrued interest on portfolio securities,

And subtracting:

- Taxes and other charges against the fund not previously deducted;
- Liabilities
- Accrued expenses and fees; and
- Cash held for distribution to investors of the fund on a prior date

Price Determination Of The Assets Of The Investment Company

The value of the assets of the Investment Company shall be determined based on the following:

- a. If quoted in an organized market, based on official closing price or last known transacted price;
- b. If unquoted or quoted investments where the transacted prices are not represented or not available to the market, based on fair value; Provided further that in determining the fair value of investments, the Fund Manager shall, with due care and good faith:
 - Have reference to the price that the Investment Company would reasonably expect to receive upon the sale of the investment at the time the fair value is determined;
 - Document the basis and approach for determining the fair value.

Below table shows the investment company return information of the Fund in the last five (5) recently completed fiscal years as at September 30, 2022:

	Yields	NAVPS	NAVPS date
Year on year yield (1-year)	-24.8931%	\$ 1.7780	September 30, 2021
3 Year - Simple	3.9707%	\$ 1.2824	September 30, 2019
5Year - Simple	11.8800%	\$ 1.1936	September 29, 2017

14. INTEREST INCOME

This account consists of interest income on the following:

	September 2022	September 2021
Cash equivalents	\$ 813	\$ -
Cash in bank	49	130
	\$ 862	\$ 130

15. EARNINGS (LOSS) PER SHARE

The calculation of the earnings per share for the quarter is based on the following data:

	September 2022	September 2021
Net Income (loss) for the period	(\$11,956,539)	\$1,469,565
Weighted average number of outstanding shares for the purpose of computing earnings per share	7,388,954	5,991,841
Basic earnings (loss) per share	(\$ 1.618)	\$ 0.245

16. FAIR VALUE OF FINANCIAL INSTRUMENTS

Financial assets and liabilities measured at fair value on a recurring basis

The following table provides an analysis of financial instruments that are measured subsequent to initial recognition at fair value classified under level 1 based on the degree to which the inputs to fair value are observable.

	Level 1
September 30, 2022	
Financial Assets	
Global mutual funds	\$ 28,366,410
Global exchange traded funds	1,573,609
	\$ 29,940,018
December 31, 2021	
Financial Assets	
Global mutual funds	\$38,044,694
Global exchange traded funds	1,922,576
	39,967,270

Investments in mutual funds and global exchange traded funds are valued at their published NAVPS as at reporting date.

No transfers in fair value hierarchy were made as at September 30, 2022 and December 31, 2021. Total unrealized gain or loss on investments relating to financial assets that are measured at fair value at the end of the reporting period are presented separately in the statements of comprehensive.

Financial asset and liabilities not measured at fair value

The following financial assets and financial liabilities are not measured at fair values on recurring basis but the fair value disclosure is required:

	Note	Carrying Amounts	Level 1	Fair Values Level 2	Total
September 30, 2022					
Financial Asset					
Cash and cash equivalents	4	\$ 746,756	\$ 746,756	\$ -	\$ 746,756
Due from brokers	9	130,000		130,000	130,000
		\$ 876,756	\$ 746,756	\$ 130,000	\$ 876,756
Financial Liabilities					
Accrued expenses and other payables	8	\$ 281,550	\$ -	\$ 281,550	\$ 281,550
Payable to fund manager	10	54,047	-	54,047	54,047
Due to brokers	9	200,000		200,000	200,000
		\$ 535,597	\$ -	\$ 535,597	\$ 535,597

	Note	Carrying Amounts	Fair Values		Total
			Level 1	Level 2	
December 31, 2021					
Financial Asset					
Cash and cash equivalents	4	\$3,015,213	\$3,015,213	\$ -	\$3,015,213
Financial Liabilities					
Accrued expenses and other payables	8	\$ 53,351	\$ -	\$ 53,351	\$ 53,351
Payable to fund manager	10	73,844	-	73,844	73,844
		\$ 127,195	\$ -	\$127,195	\$ 127,195

The difference between the carrying amount of accrued expenses and other payables disclosed in the statements of financial position and the amount disclosed in this note pertains to withholding and documentary stamp taxes and filing and registration fees that are not considered financial liabilities.

Cash in banks, accrued expenses and other payables and payable to fund manager have short-term maturities, hence, their carrying amounts are considered their fair values.

Item 2. Management's Discussion and Analysis of Financial Condition and Results of Operations

The Performance of the Company could be measured by the following indicators:

- 1. Increase/Decrease in Net Assets Value Per Share (NAVPS).** NAVPS is computed by dividing net assets (total assets less total liabilities) by the total number of shares issued and outstanding plus the total number of shares outstanding due to deposit for future subscriptions (DFFS) and for conversion to shares, if any, as of the end of the reporting day. Any increase or decrease in NAVPS translates to a prospective capital gain or capital loss, respectively, for the Fund's shareholders.
- 2. Net Investment Income.** Represents the total earnings of the Fund from its investment securities, less operating expenses and income tax. This gauges how efficiently the Fund has utilized its resources in a given time period.
- 3. Assets Under Management (AUM).** These are the assets under the Fund's disposal. This measures investor confidence (increase/decrease brought about by investor subscriptions/redemptions) as well as the growth of the Fund (increase/decrease brought about by its operational income and market valuation of its assets and liabilities).
- 4. Cash Flow.** Determines whether the Fund was able to achieve the optimal level of liquidity by being able to meet all its scheduled payments, while maintaining at the same time the maximum investments level and minimum cash level.

Management's Discussion and Analysis of Financial Condition and Results of Operations

Material Changes in the 3rd Quarter Financial Statements

Statement of Financial Position and Statements of Changes in Equity – September 30, 2022 vs. December 31, 2021

For the Period Ended	30-Sep-22 Unaudited	31-Dec-21 Audited	Movement	Percentage (%)	MDAS
Cash and cash equivalents	\$ 746,756	\$ 3,015,213	\$ (2,268,457)	-75.23%	Liquidity requirements are still met.
Financial assets at fair value through profit or loss	29,940,018	39,967,270	(10,027,252)	-25.09%	The decrease was due to net disposals of investments and unrealized losses brought by lower fair market values during the year.
Accrued interest receivable	31		31	100.00%	Interest receivable from term deposit.
Due from brokers	130,000	-	130,000	100.00%	This account refers to amounts receivable from brokers arising from the sale of investments processed on or before the reporting period, which are settled three days after the transaction date.
Prepayments and other current assets	2,913	-	2,913	100.00%	This account pertains to prepaid expenses to be amortized until end of the accounting period.
Total Assets	30,819,718	42,982,483	(12,162,765)	-28.30%	
Accrued expenses and other payables	342,798	74,188	268,610	362.07%	The increase was mainly due to higher amount payable to investors for the redemption of their investments processed on or before the reporting period, which are usually paid four (4) days after the transactions date.
Due to brokers	200,000	-	200,000	100.00%	This account pertains to amounts payable to brokers for the purchase of investments processed on or before the reporting period, which are settled three days after the transaction date.
Payable to Fund Manager	54,047	73,844	(19,797)	-26.81%	The decrease was due to lower AUM for the period
Total Liabilities	596,845	148,032	448,813	303.19%	
Share capital	257,057	132,001	125,056	94.74%	Transfer of DFFS to share capital for 6M ACS increase approved by SEC on July 20, 2022 awaiting Registration Statement Approval
Deposits for future stock subscriptions	18,983,126	28,874,638	(9,891,512)	-34.26%	The decrease was mainly due to transfer of DFFS to share capital for the 6M ACS increase approved by SEC on July 20, 2022
Additional paid in capital	14,987,030	5,743,885	9,243,145	160.92%	
Retained earnings	(3,801,040)	8,155,499	(11,956,539)	146.61%	Net loss for the period.
Treasury Shares	(203,300)	(71,572)	(131,728)	184.05%	Due to net acquisition of treasury shares during the period.
Net Assets	\$ 30,222,873	\$ 42,834,451	\$ (12,611,578)	-29.44%	Decrease was due to net loss during the period.
Net Assets Value per Share	\$ 1.3354	\$ 1.8471	\$ (0.5117)	-27.70%	

There were no known trends, demands, commitments, events or uncertainties that will result in or that are reasonably likely to result in increasing or decreasing the Company's liquidity in any material way.

There was no contingent liability reflected in the accompanying interim unaudited financial statements.

The Company does not anticipate having any cash flow or liquidity problems as it complies with the liquidity requirements per ICA-IRR 6.10. The Fund was able to meet all its monetary obligations to its shareholders (for redemption) and creditors for the period covered. It does not foresee any event that could trigger a direct or contingent financial obligation that is material to its operations.

There were no material off-balance sheet transactions, arrangements, obligations (including contingent obligations), and other relationships of the Fund with unconsolidated entities/other persons created during the reporting period. Likewise, there are no material commitments for capital expenditures, known trends, events, or uncertainties that have had or that are reasonably expected to have a material impact on net income/revenue from the continuing operations of the Company.

There are no other significant events and transactions from the last annual reporting period that is required for disclosure this quarter.

Statement of Comprehensive Income for the Nine months ended – September 30, 2022 vs. September 30, 2021

For the Period Ended	30-Sep-22	30-Sep-21	Movement	Percentage (%)	MDAS
	Unaudited	Unaudited			
Investment Income (Loss)	\$(2,733,702)	\$2,935,298	\$(5,669,000)	-193.13%	The decrease was mainly due to realized trading loss from disposal of equity securities during the period compared to gains recognized from the same period last year.
Investment Expenses	5,804	530	5,274	995.09%	Commission expenses during the period.
Operating Expenses	658,128	555,895	102,233	18.39%	Higher management fees during the period due to higher AUM compared to the same period last year. Higher taxes and licenses during the period also contributed to the increase.
Net Unrealized Gains (Losses) on Investments	(8,558,776)	(909,289)	(7,649,487)	841.26%	Due to impact of unfavorable market condition of foreign investments during the period
Provision for Income Tax	129	19	110	578.95%	Final taxes of interest income earned from cash deposits
Net Investment Income (Loss)	\$(11,956,539)	\$1,469,565	\$(13,426,104)	913.61%	

Average daily net asset value from January to September 2022 and January to September 2021 is \$36,605,665 and \$ 32,649,958, respectively.

The Company has no unusual nature of transactions or events that affect assets, liabilities, equity, net income or cash flows.

There were no commitments, guarantees and contingent liabilities that arise in the normal course of operations of the Fund which are not reflected in the accompanying interim unaudited financial statements.

The management of the Fund is of the opinion that there were no income or losses from these items that will have any material effect on its interim unaudited financial statements.

There were no known material events subsequent to the end of the quarterly reporting period that have not been reflected in the Company's interim unaudited financial statements as at the period ended September 30, 2022. There were no significant elements of income or loss that did not arise from the Fund's continuing operations.

There were no changes in estimates of amount reported in the current financial year or changes in estimates of amounts reported in prior financial years.

PART II – RISK MANAGEMENT

Item 1. Financial Risk Exposures of the Company

Financial Risk Management Objectives and Policies

The Company's activities expose it to a variety of financial risks: Market risk, which includes fair value interest rate risk and equity price risk; credit risk; and liquidity risk. The Fund Manager exerts best efforts to anticipate events that would negatively affect the value of the Company's assets and takes appropriate actions to counter these risks. However, there is no guarantee that the strategies will work as intended. The policies for managing specific risks are summarized below:

Equity Risk: Companies issue equities, or stocks, to help finance their operations and future growth. A company's performance outlook, market activity and the larger economic picture influence its stock price. When the economy is expanding, the outlook for many companies will be positive and the value of their stocks should rise. The opposite is also true. The value of a Fund is affected by changes in the prices of the stocks it holds. The risks and potential rewards are usually greater for small companies, start-ups, resource companies and companies in emerging markets. Investments that are convertible into equity may also be subject to interest rate risk.

Foreign Investment Risk: The Fund invests in securities issued by corporations in, or governments of, countries other than the Philippines. Investing in foreign securities can be beneficial in expanding your investment opportunities and portfolio diversification, but there are risks associated with foreign investments, including:

- companies outside of the Philippines may be subject to different regulations, standards,
- reporting practices and disclosure requirements than those that apply in the Philippines;
- the legal systems of some foreign countries may not adequately protect investor rights;
- political, social or economic instability may affect the value of foreign securities;
- foreign governments may make significant changes to tax policies, which could affect the value of foreign securities; and
- foreign governments may impose currency exchange controls that prevent a Fund from taking money out of the country.

Fund Manager Risk: The performance of the Funds is also dependent on the Fund Manager's skills. Hence, the Fund may underperform in the market and/or in comparison with similar funds due to investment decisions made by the Fund Manager, and may also fail to meet the Fund's investment objectives. The Board of Directors of the Funds, however, shall ensure that all investment policies and restrictions enumerated in this Prospectus are strictly followed.

Geographic Concentration Risk: Some Funds may invest a relatively large portion of their assets in issuers located in a single country, a small number of countries, or a particular geographic region. As a result, the performance of these Funds could be closely tied to the market, currency, economic, political, regulatory, geopolitical or other conditions in such countries or region, and could be more volatile than the performance of funds with more geographically-diversified holdings.

Passive Management Risk: Some Funds may invest in other mutual funds that are not actively managed, such as index funds. Passively managed funds would not sell a security if the security's issuer was in financial trouble, unless the security is removed from the applicable index being replicated. The passively managed fund must continue to invest in the securities of the index, even if the index is performing poorly. That means the passively managed fund won't be able to reduce risk by diversifying its investments into securities listed on other indices. As a result, the performance of a passively managed fund may differ significantly from the performance of an actively managed fund. This may in turn affect the performance of a Fund that invests in such passively managed fund.

Underlying Fund Risk: Some Funds may pursue its investment objectives indirectly by investing in shares of other mutual funds, including exchange-traded funds, in order to gain access to the strategies pursued by those underlying funds. There can be no assurance that any use of such multi-layered fund of fund structures will result in any gains for a Fund. If an underlying fund that is not traded on an exchange suspends redemptions, a Fund will be unable to value part of its portfolio and may be unable to redeem shares. Underlying funds that are traded on an exchange are subject to the following risks that do not apply to conventional mutual funds: (i) an exchange-traded fund's units often trade on the exchange at a premium or discount to the net asset value of such units; (ii) an active trading market for an exchange-traded fund's units may not develop or be maintained, and (iii) there is no assurance that the exchange-traded fund will continue to meet the listing requirements of the exchange.

Liquidity Risk: The Funds are usually able to service redemptions of investors within 7 business days after receiving the notice of redemption by paying out redemptions from available cash or cash equivalents. When redemptions exceed these liquid holdings, the Funds will have to sell less-liquid assets, and during periods of extreme market volatility, the Funds may not be able to find a buyer for such assets. As such, the Funds may not be able to generate enough cash to pay for the redemptions within the normal 7-day period.

Dilution Risk: Being an open-end mutual fund, various investors may effectively subscribe to any amount of shares of the Fund. You then face the risk of your investments being diluted by the shares of the other investors of the Fund. The influence that the investors can exert over the control and management of the Fund decreases proportionately.

Large Transaction Risk: If an investor in a Fund makes a large transaction, the Fund's cash flow may be affected. For example, if an investor redeems a large number of shares of a Fund, that Fund may be forced to sell securities at unfavorable prices to pay for the proceeds of redemption. This unexpected sale may have a negative impact on the net asset value of the Fund.

Non-Guarantee: Unlike deposits made with banks, an investment in the Fund is neither insured nor guaranteed by the PDIC. You carry the risk of losing the value of your investment, without any guarantee in the form of insurance. Moreover, as with any investment, it is important to note that past performance of the Fund does not guarantee its future success.

Not Insured: You should be aware that your investment in the Funds is not insured with the Philippine Deposit Insurance Corporation ("PDIC"). The Fund Manager is prevented by law to guarantee any return.

Regulatory Risk: The Funds' operations are subject to various regulations, such as those affecting accounting of assets and taxation. These regulations do change, and as a result, investors may experience lower investment returns or even losses depending on what such a regulatory change entails. For example, higher taxes would lower returns, and a mandated precautionary loan loss provisions could result in the Fund experiencing a loss in the value of assets

The above risk factors are by no means exhaustive. New and/or unidentified risks may arise given the fast changing financial markets and economic environment.

Classification of the Fund into high, moderate or low risk investment: Given its investment objective - aims to generate long-term appreciation through diversified investments in equity and equity-linked securities issued by corporations domiciled in developed and emerging markets, or through diversified investment companies invested in such securities. - the Fund is classified as a high-risk investment.

2. Capital Risk Management

The Company manages its capital to ensure that the Company will be able to continue as a going concern while maximizing returns to stakeholders through the optimization of the mix of high-quality debt and equity securities from domestic issuers.

The Company is guided by its Investment Policies and Legal Limitations. All the proceeds from the sale of shares, including the original subscription payments at the time of incorporation constituting the paid-in capital, is held by the pertinent custodian banks.

The capital structure of the Company consists of issued capital.

The Company manages capital and NAVPS to ensure that the Company's net asset value remains competitive and appealing to prospective investors.

The Company is also governed by the following fundamental investment policies:

1. As a Fund-of-Funds, the Fund shall be subject to the following:
 - a. The Fund shall invest more than fifty percent (50%) of net assets in more than one (1) collective investment scheme;
 - b. The Target Fund shall not be a Feeder Fund;
 - c. The Target Funds are CIS established by another fund manager/s, asset management company/ies or fund operator/s;
 - d. The Target Fund shall provide ample protection to the investors of the Fund-of-Funds. If the Target Fund is a foreign fund, it shall have assessed to have broadly implemented the IOSCO Principles relevant to collective investment schemes;
 - d. The Target Fund publishes Quarterly/Semi-Annual and Annual Reports.
 - e. Investment limit of fifteen percent (15%) in non-collective investment scheme or entity;
 - f. The investment objectives of the Target Fund is aligned with that of the Fund-of-Funds;
 - h. The Fund-of-Funds is compliant with Rule 6.10 of the Implementing Rules and Regulations of the Investment Company Act;
 - i. The Target Fund is supervised by a regulatory authority, as follows:
 - i. A local Target Fund shall either be registered with the Commission or approved by the Bangko Sentral ng Pilipinas;
 - ii. A Target Fund constituted in another economy shall be registered/authorize/approved, as the case may be in its home jurisdiction by a regulatory authority that is an ordinary or associate member of the IOSCO
 - j. Investments in Target Funds shall be held for safekeeping by an institution registered/authorized/approved by a relevant regulatory authority to act as third party custodian.
2. The Fund shall not issue senior securities.
3. The Fund shall not incur any further debt or borrowing unless at the time of its incurrence or immediately thereafter there is an asset coverage of at least three hundred percent (300%) for all its borrowings. In the event that such asset coverage shall at any time fall below three hundred percent (300%), the Fund shall within three (3) days thereafter, reduce the amount of its borrowings to an extent that the asset coverage of such borrowings shall be at least three hundred percent (300%).
4. The Fund shall not participate in any underwriting or selling group in connection with the public distribution of securities, except its own capital stock.
5. The Fund will generally maintain a diversified portfolio. Geographic and asset allocations may vary at any time depending on the investment manager's overall view.

6. The Fund shall not invest more than twenty percent (20%) of its net assets in real estate properties and developments, subject to investment restrictions and/or limitations under applicable law, if any.

7. The Fund shall not purchase or sell commodity futures contracts.

8. The proportion of the Fund's assets that shall be invested in each type of security shall be determined from time to time, as warranted by economic and investment conditions.

9. Subscribers are required to settle their subscriptions in full upon submission of their application for subscriptions.

10. The Fund may use various techniques to hedge investment risks.

11. The Fund will not change its investment objectives without the prior approval of a majority of its shareholders and prior notice to the SEC.

The Investment Policies refer to the following:

- a. Investment Objective – to generate long-term appreciation through diversified investments in equity and equity-linked securities issued by corporations domiciled in developed and emerging markets, or through diversified investment companies invested in such securities.
- b. Benchmark – 98% Morgan Stanley Capital International All Country World Index (MSCI ACWI) + 2% 30-day USD Deposit Rate
- c. Asset Allocation Range – the Company allocates its funds available for investments among cash and other deposit substitute, fixed-income securities and equity securities based on certain proportion as approved by Management.

Other matters covered in the investment policy include the fees due to be paid to the Fund Manager with management, distribution and transfer agency fees each set at an annual rate of 1.75% of the net assets attributable to shareholders on each valuation day.

In compliance to SEC Memorandum Circular No. 21, Series of 2019 signed on September 24, 2019 in relation to independent Net Asset Value (NAV) calculation, SLAMCI (Fund Manager) engaged Citibank, N.A. Philippines to service its fund accounting functions including calculation of its NAV every dealing day. In December 2020, SLAMCI implemented the outsourced fund accounting to all Sun Life Prosperity Funds.

As at September 30, 2022, the Company is in compliance with the above requirements and minimum equity requirement of the SEC of P50,000,000.

3. The amount and description of the company's investment in foreign securities:

As of reporting period September 30, 2022, the Company's investment in listed foreign equity securities are as follows:

Name of Issuing Entity and Association of Each Issue	September 30, 2022	
	Market Value	
JPMORGAN INVESTMENT FUNDS - US SELECT EQUITY FUND	\$	5,649,997
SCHRODER ISF US LARGE CAP		5,563,974
JPMORGAN FUNDS - GLOBAL RESEARCH ENHANCED INDEX EQUITY		3,942,428
THREADNEEDLE LUX - GLOBAL FOCUS		3,203,950
NIKKO AM GLOBAL UMBRELLA FUND - NIKKO AM GLOBAL EQUITY FUND		3,094,528
INVESCO RESPONSIBLE JAPANESE EQUITY VALUE DISCOVERY FUND		1,940,640
FRANKLIN TEMPLETON INVESTMENT FUNDS - FRANKLIN MUTUAL GLOBAL DISCOVERY FUND		1,714,632
SPDR MSCI ACWI ETF		1,573,530
MFS MERIDIAN FUNDS - EUROPEAN RESEARCH FUND		870,758
BLACKROCK GLOBAL FUNDS - INDIA FUND		757,374
NOMURA FUNDS IRELAND - ASIA EX JAPAN HIGH CONVICTION FUND		500,441
SCHRODER ISF ASIAN EQUITY YIELD		279,749
FTIF - FRANKLIN U.S. OPPORTUNITIES FUND		206,308
JPM FUNDS - CHINA FUND		142,040
SCHRODER ISF CHINA OPPORTUNITIES		137,063
NEW CAPITAL UCITS FUND PLC - NEW CAPITAL GLOBAL EQUITY CONVICTION FUND		80,861
MORGAN STANLEY INVESTMENT FUNDS - US ADVANTAGE FUND		79,786
NEW CAPITAL US SMALL CAP GROWTH FUND		77,262
WELLINGTON GLOBAL QUALITY GROWTH FUND		76,289
MFS MERIDIAN FUNDS - CONTINENTAL EUROPEAN EQUITY FUND		48,211
BLACKROCK GLOBAL FUNDS - UNITED KINGDOM FUND		118
ISHARES CORE MSCI WORLD UCITS ETF		67
HSBC JAPAN SUSTAINABLE EQUITY UCITS ETF		12
GRAND TOTAL		\$29,940,018

4. Significant accounting judgments made in classifying a particular financial instrument in the fair value hierarchy.

CRITICAL ACCOUNTING JUDGMENTS AND KEY SOURCES OF ESTIMATION UNCERTAINTY

In the application of the Company's accounting policies, Management is required to make judgments, estimates and assumptions about the carrying amounts of assets and liabilities that are not readily apparent from other sources. The estimates and associated assumptions are based on the historical experience and other factors that are considered to be relevant. Actual results may differ from these estimates.

The estimates and underlying assumptions are reviewed on an ongoing basis. Revisions to accounting estimates are recognized in the period in which the estimate is revised if the revision affects only that period, or in the period of the revision and future periods if the revision affects both current and future periods.

Critical Judgments in Applying Accounting Policies

The following are the critical judgments, apart from those involving estimations, that Management has made in the process of applying the Company's accounting policies that have the most significant effect on the amounts recognized in the financial statements.

Business model assessment

Classification and measurement of financial assets depends on the results of the SPPI and the business model test. The Company determines the business model at a level that reflects how groups of financial assets are managed together to achieve a particular business objective. This assessment includes judgement reflecting all relevant evidence including how the performance of the assets is evaluated and their performance measured, the risks that affect the performance of the assets and how these are managed and how the managers of the assets are compensated. The Company monitors financial assets measured at amortized cost that are derecognized prior to their maturity to understand the reason for their disposal and whether the reasons are consistent with the objective of the business for which the asset was held. Monitoring is part of the Company's continuous assessment of whether the business model for which the remaining financial assets are held continues to be appropriate and if it is not appropriate whether there has been a change in business model and so a prospective change to the classification of those assets.

The Company measures its financial assets at amortized cost if the financial asset qualifies for both SPPI and business model test. The Company's business model is to hold the asset and to collect its cash flows which are SPPI. All other financial assets that do not meet the SPPI and business model test are measured at FVTPL.

Significant increase of credit risk

ECL are measured as an allowance equal to 12-month ECL for stage 1 assets, or lifetime ECL assets for stage 2 or stage 3 assets. An asset moves to stage 2 when its credit risk has increased significantly since initial recognition. PFRS 9 does not define what constitutes a significant increase in credit risk. In assessing whether the credit risk of an asset has significantly increased the Company takes into account qualitative and quantitative reasonable and supportable forward looking information.

The Company considers a financial instrument to have experienced a significant increase in credit risk when one or more of the qualitative and quantitative criteria have been met.

As at September 30, 2022, the Company's financial instrument measured at amortized cost has not experienced a significant increase in its credit risk.

Models and assumptions used

The Company uses various models and assumptions in measuring the fair value of financial assets as well as in estimating ECL. Judgment is applied in identifying the most appropriate model for each type of asset, as well as for determining the assumptions used in these models, including assumptions that relate to key drivers of credit risk.

Functional currency

Based on the economic substance of the underlying circumstances relevant to the Company, the functional currency of the Company has been determined to be the US dollar (USD). The USD is the currency of the primary economic environment in which the Company operates. It is the currency being used to report the Company's results of operations.

Puttable shares designated as equity instruments

The Company's share capital met the specified criteria to be presented as equity. The Company designated its redeemable share capital as equity instruments since the Company's share capital met the criteria specified in PAS 32, Financial Instruments: Presentation, to be presented as equity.

A puttable financial instrument includes a contractual obligation for the issuer to repurchase or redeem that instrument for cash or another financial asset on exercise of the put. As an exception to the definition of a financial liability, an instrument that includes such an obligation is classified as an equity instrument if it has met all the following features:

- a. it entitles the holder to a pro rata share of the entity's net assets in the event of the entity's liquidation. The entity's net assets are those assets that remain after deducting all other claims on its assets;
- b. it is in the class of instruments that is subordinate to all other classes of instruments;

- c. all financial instruments in the class of instruments that is subordinate to all other classes of instruments have identical features;
- d. apart from the contractual obligation for the issuer to repurchase or redeem the instrument for cash or another financial asset, the instrument does not include any contractual obligation to deliver cash or another financial asset to another entity, or to exchange financial assets or financial liabilities with another entity under conditions that are potentially unfavorable to the entity, and it is not a contract that will or may be settled in the entity's own equity instruments; and
- e. the total expected cash flows attributable to the instrument over the life of the instrument are based substantially on the profit or loss, the change in the recognized net assets or the change in the fair value of the recognized and unrecognized net assets of the entity over the life of the instrument (excluding any effects of the instrument).

As at September 30, 2022 and December 31, 2021, the recognized amount of share capital representing puttable shares in the statements of financial position amounted to \$257,057 and \$132,001, respectively.

Key Sources of Estimation Uncertainty

The following are the Company's key assumptions concerning the future and other key sources of estimation uncertainty at the end of each reporting period that have a significant risk of causing a material adjustment to the carrying amounts of assets and liabilities within the next financial year.

Probability of default (PD)

PD constitutes a key input in measuring ECL. PD is an estimate of the likelihood of default over a given time horizon, the calculation of which includes historical data, assumptions and expectations of future conditions.

As at September 30, 2022, the Company assessed a nil probability of default for all of its financial assets measured at amortized cost.

Loss Given Default (LGD)

LGD is an estimate of the loss arising on default. It is based on the difference between the contractual cash flows due and those that the lender would expect to receive, taking into account cash flows from collateral and integral credit enhancements.

The Company uses portfolio averages from external estimates sourced out from Standard and Poor's (S&P) as the LGD estimates.

Estimating loss allowance for ECL

The measurement of the expected credit loss allowance for financial assets measured at amortized cost and FVTOCI is an area that requires the use of complex models and significant assumptions about future economic conditions and credit behavior.

A number of significant judgments are also required in applying the accounting requirements for measuring ECL, such as:

- Determining criteria for significant increase in credit risk;
- Choosing appropriate models and assumptions for the measurement of ECL; and
- Establishing the number and relative weightings of forward-looking scenarios and the associated ECL.

Deferred tax assets

The Company reviews the carrying amount at the end of each of reporting period and reduces deferred tax assets to the extent that it is no longer probable that sufficient taxable profit will be available to allow all or part of the deferred tax assets to be utilized. However, there is no assurance that the Company will generate sufficient taxable profit that will allow all or part of its deferred tax assets to be utilized.

Based on Management's expectation of the Company's future taxable income, the Company did not recognize deferred tax assets as at September 30, 2022 and December 31, 2021.

Determining fair value of investments in debt securities and special savings deposits classified at financial assets at FVTPL

The Company carries its investments in traded debt securities and special savings deposits at fair value, which requires the use of accounting estimates and judgment. Since market interest rate is a significant component of fair value measurement, fair value would differ if the Company applied a different set of reference rates in the valuation methodology. Any change in the fair value of these financial assets would affect profit or loss and equity.

Compliance with Foreign Account Tax Compliance Act (FATCA)

In accordance with the requirements of the US Internal Revenue Service ("IRS") and the Intergovernmental Agreement ("IGA") between the Government of the United States of America and the Government of the Republic of the Philippines to Improve International Tax Compliance and to Implement FATCA which was signed last July 13, 2015, the Fund has registered with the Internal Revenue Service (IRS) and has obtained its own Global Intermediary Identification Number ("GIIN") as a sponsored entity. Sun Life Asset Management Company, Inc. ("SLAMCI") continues to assume responsibilities for the Fund's FATCA compliance as the Sponsoring Entity and has implemented FATCA onboarding processes and procedures as well as system enhancements to monitor its new and pre-existing account holders who are U.S. Persons and have U.S. Indicia.

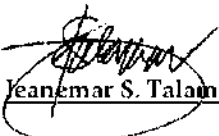
The Fund, together with its Sponsoring Entity, SLAMCI, is preparing to comply for FATCA reporting on the date which will be set by the Bureau of Internal Revenue as soon as the IGA has been ratified by the Senate.

SIGNATURES

Pursuant to the requirements of the Securities Regulation Code, the issuer has duly caused this report to be signed on its behalf by the undersigned thereunto duly authorized.

Issuer : Sun Life Prosperity World Voyager Fund, Inc.

Principal Financial/Accounting Officer/Comptroller:

Signature :  : Jeanemar S. Talamán

Title : Treasurer, Sun Life Asset Management Company, Inc.

Date : November 16, 2022

SUN LIFE PROSPERITY WORLD VOYAGER FUND, INC.

Schedule of Financial Soundness Indicators and Financial Ratios

As of September 30, 2022 and December 31, 2021

	Formula	2022	2021
<i>Current/ Liquidity Ratios</i>			
a. Current ratio	Current Assets/Current Liabilities	51.64:1	290.36:1
b. Quick ratio	Quick Assets/Current Liabilities	51.64:1	290.36:1
c. Cash ratio	Cash/Current Liabilities	1.25:1	20.37:1
d. Days in receivable	Receivable/Revenue * No. of days	N/A	N/A
e. Working capital ratio	(Current Assets-Current Liabilities)/Current Liabilities	50.64:1	289.36:1
f. Net working capital to sales ratio	Working Capital / Total Revenue	-11.06:1	8.12:1
g. Defensive Interval Ratio	360* (Quick Assets / Proj. Daily Operating Expense)	16856.98:1	19534.43:1
<i>Solvency Ratios</i>			
a. Long-term debt to equity ratio	Noncurrent Liabilities/Total Equity	0.00:1	N/A
b. Debt to equity ratio	Total Liabilities/Total Equity	0.02:1	0.00:1
c. Long term debt to total asset ratio	Noncurrent Liabilities/Total Assets	0.00:1	N/A
d. Total debt to asset ratio	Total Liabilities/Total Assets	0.02:1	0.00:1
Asset to equity ratio	Total Assets/Total Equity	1.02:1	1.00:1
Interest rate coverage ratio	Earning Before Income Tax/Interest Expense	N/A	N/A
<i>Profitability Ratio</i>			
a. Earnings before interest and taxes (EBIT) margin	EBIT/Revenue	437.37%	57.29%
b. Earnings before interest, taxes and depreciation and amortization	EBITDA/Revenue	437.37%	57.29%
c. Pre-tax margin	EBIT/Revenue	437.37%	57.29%
d. Effective tax rate	Income Tax/EBIT	0.00%	0.00%
e. Post-tax margin	Net Income After Tax/Revenue	437.38%	57.29%
f. Return on equity	Net Income After Tax/Average Common Equity	-32.73%	9.61%
g. Return on asset	NIAT/Average Total Assets	-32.40%	8.70%
Capital intensity ratio	Total Assets/Revenue	-11.27:1	8.14:1
Fixed assets to total assets	Fixed assets/Total assets	N/A	N/A
Dividend payout ratio	Dividends paid/Net Income	N/A	N/A

SUN LIFE PROSPERITY WORLD VOYAGER FUND, INC.
Schedule Required under SRC Rule 68

i. Percentage of Investment in a Single Enterprise to Net Asset Value
As of September 30, 2022 and December 31, 2021

	2022			2021		
	Investment (Market Value)	Net Asset Value	% over NAV	Investment (Market Value)	Net Asset Value	% over NAV
Mutual Funds						
BLACKROCK GLOBAL FUNDS - INDIA FUND	757,374	30,222,873	2.51%	1,384,067	42,834,451	3.23%
BLACKROCK GLOBAL FUNDS - UNITED KINGDOM FUND	117	30,222,873	0.00%	2,687,688	42,834,451	6.27%
FRANKLIN TEMPLETON INVESTMENT FUNDS - FRANKLIN MUTUAL GLOBAL DISCOVERY FUND	1,714,632	30,222,873	5.67%	2,328,637	42,834,451	5.44%
FTIF - FRANKLIN U.S. OPPORTUNITIES FUND	206,308	30,222,873	0.68%	1,922,576	42,834,451	4.49%
HSBC JAPAN SUSTAINABLE EQUITY UCITS ETF	12	30,222,873	0.00%	807,975	42,834,451	1.89%
INVESCO RESPONSIBLE JAPANESE EQUITY VALUE DISCOVERY FUND	1,940,640	30,222,873	6.42%	8,189,081	42,834,451	19.12%
ISHARES CORE MSCI WORLD UCITS ETF	67	30,222,873	0.00%	2,734,465	42,834,451	6.38%
JPM FUNDS - CHINA FUND	142,040	30,222,873	0.47%	2,002,746	42,834,451	4.68%
JPMORGAN FUNDS - GLOBAL RESEARCH ENHANCED INDEX EQUITY	3,942,428	30,222,873	13.04%	932,821	42,834,451	2.18%
JPMORGAN INVESTMENT FUNDS - US SELECT EQUITY FUND	5,649,997	30,222,873	18.69%	418,435	42,834,451	0.98%
MFS MERIDIAN FUNDS - CONTINENTAL EUROPEAN EQUITY FUND	48,211	30,222,873	0.16%	428,982	42,834,451	1.00%
MFS MERIDIAN FUNDS - EUROPEAN RESEARCH FUND	870,758	30,222,873	2.88%	1,933,231	42,834,451	4.51%
MORGAN STANLEY INVESTMENT FUNDS - US ADVANTAGE FUND	79,786	30,222,873	0.26%	2,604,755	42,834,451	6.08%
NEW CAPITAL UCITS FUND PLC - NEW CAPITAL GLOBAL EQUITY CONVICTION FUND	80,861	30,222,873	0.27%	886,345	42,834,451	2.07%
NEW CAPITAL US SMALL CAP GROWTH FUND	77,262	30,222,873	0.26%	5,946,851	42,834,451	13.88%
NIKKO AM GLOBAL UMBRELLA FUND - NIKKO AM GLOBAL EQUITY FUND	3,094,528	30,222,873	10.24%	4,758,616	42,834,451	11.11%
NOMURA FUNDS IRELAND - ASIA EX JAPAN HIGH CONVICTION FUND	500,441	30,222,873	1.66%	-	-	-
SCHRODER ISF ASIAN EQUITY YIELD	279,749	30,222,873	0.93%	-	-	-
SCHRODER ISF CHINA OPPORTUNITIES	137,063	30,222,873	0.45%	-	-	-
SCHRODER ISF US LARGE CAP	5,563,974	30,222,873	18.41%	-	-	-
SPDR MSCI ACWI ETF	1,573,530	30,222,873	5.21%	-	-	-
THREADNEEDLE LUX - GLOBAL FOCUS	3,203,950	30,222,873	10.60%	-	-	-
WELLINGTON GLOBAL QUALITY GROWTH FUND	76,289	30,222,873	0.25%	-	-	-

ii. **Total Investment of the Fund to the Outstanding Securities of an Investee Company**

As of September 30, 2022 and December 31, 2021

	2022			2021		
	Total Investment	Outstanding Securities of an Investee Company	% over Investee	Total Investment	Outstanding Securities of an Investee Company	% over Investee
Mutual Funds						
FTIF - FRANKLIN U.S. OPPORTUNITIES FUND	3,729	97,413,319	0.00%	15,945	88,286,409	0.02%
MFS MERIDIAN FUNDS - EUROPEAN RESEARCH FUND	4,473	9,413,980	0.05%	9,671	11,815,367	0.08%
WELLINGTON GLOBAL QUALITY GROWTH FUND	2,378	197,430,273	0.00%	50,654	240,396,530	0.02%
ISHARES CORE MSCI WORLD UCITS ETF	1	573,997,856	0.00%	21,400	515,571,544	0.00%
MORGAN STANLEY INVESTMENT FUNDS - US ADVANTAGE FUND	912	51,481,524	0.00%	4,501	63,309,562	0.01%
JPMORGAN INVESTMENT FUNDS - US SELECT EQUITY FUND	10,893	8,713,158	0.13%	11,933	8,195,126	0.15%
MFS MERIDIAN FUNDS - CONTINENTAL EUROPEAN EQUITY FUND	3,238	969,503	0.33%	132,100	2,202,322	6.00%
JPMORGAN FUNDS - GLOBAL RESEARCH ENHANCED INDEX EQUITY	14,857	2,649,904	0.56%	5,705	2,220,080	0.26%
NOMURA FUNDS IRELAND - ASIA EX JAPAN HIGH CONVICTION FUND	2,902	1,672,252	0.17%	3,698	1,212,849	0.30%
SCHRODER ISF CHINA OPPORTUNITIES	359	3,591,488	0.01%	803	3,004,655	0.03%
JPM FUNDS - CHINA FUND	3,012	105,786,661	0.00%	6,093	100,280,979	0.01%
INVESCO RESPONSIBLE JAPANESE EQUITY VALUE DISCOVERY FUND	118,621	6,436,908	1.84%	110,344	7,188,944	1.53%
NEW CAPITAL UCITS FUND PLC - NEW CAPITAL GLOBAL EQUITY CONVICTION FUND	481	2,678,520	0.02%	10,748	3,591,229	0.30%
NEW CAPITAL US SMALL CAP GROWTH FUND	437	682,508	0.06%	3,685	284,042	1.30%
SCHRODER ISF US LARGE CAP	21,879	9,102,941	0.24%	18,537	7,873,921	0.24%
THREADNEEDLE LUX - GLOBAL FOCUS	160,783	84,427,190	0.19%	163,602	93,748,513	0.17%
BLACKROCK GLOBAL FUNDS - INDIA FUND	15,520	8,702,714	0.18%	-	-	-
BLACKROCK GLOBAL FUNDS - UNITED KINGDOM FUND	1	118	0.78%	-	-	-
FRANKLIN TEMPLETON INVESTMENT FUNDS - FRANKLIN MUTUAL GLOBAL DISCOVERY FUND	78,187	19,446,945	0.40%	-	-	-
HSBC JAPAN SUSTAINABLE EQUITY UCITS ETF	1	10,126,128	0.00%	-	-	-
NIKKO AM GLOBAL UMBRELLA FUND - NIKKO AM GLOBAL EQUITY FUND	158,612	19,859,717	0.80%	-	-	-
SPDR MSCI ACWI ETF	10,455	12,331,511	0.08%	-	-	-
SCHRODER ISF ASIAN EQUITY YIELD	8,745	29,555,242	0.03%	-	-	-

iii. **Total Investment in Liquid or Semi-Liquid Assets to Total Assets**

As of September 30, 2022 and December 31, 2021

	2022	2021
Total Liquid and Semi-Liquid Assets	30,816,805	42,982,483
TOTAL ASSETS	30,819,718	42,982,483
Total Investment in Liquid or Semi-Liquid Assets to Total Assets	100%	100%

iv. **Total Operating Expenses to Total Net Worth**

As of September 30, 2022 and December 31, 2021

	2022	2021
Total Operating Expenses	658,128	792,124
Average Daily Net Worth	36,605,666	34,401,982
Total Operating Expenses to Average Daily Net Worth	1.80%	2.30%

v. **Total Assets to Total Borrowings**

As of September 30, 2022 and December 31, 2021

	2022	2021
Total Assets	30,819,718	42,982,483
Total Borrowings	596,845	148,032
Total Assets to Total Borrowings	5164%	29036%

SUN LIFE OF PROSPERITY WORLD VOYAGER FUND, INC.
Schedule of Investments
Financial assets at fair value through profit and loss

Name of Issuing Entity and Association of Each Issue	September 30, 2022			December 31, 2021	
	Principal Amount of Bonds and Notes	Amount Shown in Balance Sheet	Aggregate Cost	Principal Amount of Bonds and Notes	Amount Shown in Balance Sheet
Mutual Funds					
FTIF - FRANKLIN U.S. OPPORTUNITIES FUND	3,729	\$ 206,308	\$ 236,243	15,945	\$ 1,384,067
MFS MERIDIAN FUNDS - EUROPEAN RESEARCH FUND	4,473	870,758	1,088,436	9,671	2,687,688
WELLINGTON GLOBAL QUALITY GROWTH FUND	2,378	76,289	86,318	50,654	2,328,637
ISHARES CORE MSCI WORLD UCITS ETF	1	67	85	21,400	1,922,576
MORGAN STANLEY INVESTMENT FUNDS - US ADVANTAGE FUND	912	79,786	96,373	4,501	807,974.77
JPMORGAN INVESTMENT FUNDS - US SELECT EQUITY FUND	10,893	5,649,997	6,458,534	11,933	8,189,081
MFS MERIDIAN FUNDS - CONTINENTAL EUROPEAN EQUITY FUND	3,238	48,211	60,294	132,100	2,734,465
JPMORGAN FUNDS - GLOBAL RESEARCH ENHANCED INDEX EQUITY	14,857	3,942,428	4,365,785	5,705	2,002,746
NOMURA FUNDS IRELAND - ASIA EX JAPAN HIGH CONVICTION FUND	2,902	500,441	714,274	3,698	932,821
SCHRODER ISF CHINA OPPORTUNITIES	359	137,063	178,636	803	418,435
JPM FUNDS - CHINA FUND	3,012	142,040	186,066	6,093	428,982
INVESCO RESPONSIBLE JAPANESE EQUITY VALUE DISCOVERY FUND	118,621	1,940,640	1,959,494	110,344	1,933,231
NEW CAPITAL UCITS FUND PLC - NEW CAPITAL GLOBAL EQUITY CONVICTION FUND	481	80,861	105,532	10,748	2,604,755
NEW CAPITAL US SMALL CAP GROWTH FUND	437	77,262	108,612	3,685	886,345
SCHRODER ISF US LARGE CAP	21,879	5,563,974	6,674,658	18,537	5,946,851
THREADNEEDLE LUX - GLOBAL FOCUS	160,783	3,203,950	3,773,701	163,602	4,758,616
BLACKROCK GLOBAL FUNDS - INDIA FUND	15,520	757,374	810,815	-	-
BLACKROCK GLOBAL FUNDS - UNITED KINGDOM FUND	1	118	158	-	-
FRANKLIN TEMPLETON INVESTMENT FUNDS - FRANKLIN MUTUAL GLOBAL DISCOVERY FUND	78,187	1,714,632	2,028,819	-	-
HSBC JAPAN SUSTAINABLE EQUITY UCITS ETF	1	12	14	-	-
NIKKO AM GLOBAL UMBRELLA FUND - NIKKO AM GLOBAL EQUITY FUND	158,612	3,094,528	3,570,957	-	-
SPDR MSCI ACWI ETF	10,455	1,573,530	1,951,138	-	-
SCHRODER ISF ASIAN EQUITY YIELD	8,745	279,749	300,000	-	-
GRAND TOTAL	620,476	29,940,018	34,754,943	569,420	39,967,270



This document contains key information clients of Sun Life Prosperity World Voyager Fund should know about. More information can be found in the Fund's prospectus. Ask a Sun Life Financial Advisor or contact Sun Life Asset Management Company, Inc., at 8-849-9888 or PHIL-MF-Products@sunlife.com or visit www.sunlifefunds.com.

Launch Date	May 5, 2016	Fund Structure	Mutual Fund (Shares)	Transfer Agency Fee	0.15%
Fund Size	USD 30,223,091.77	Fund Classification	Equity Fund-of-Funds	Minimum Holding Period	None
Net Asset Value Per Share	1.3354	Minimum Subscription	USD 500	Early Redemption Fee	None
Benchmark	98% MSCI ACWI + 2% 30-Day USD Deposit Rate	Minimum Subsequent Management and Distribution Fee	USD 100	Redemption Settlement	T+4 business days
			1.75%	Bloomberg Ticker	SLWVOYA PM Equity

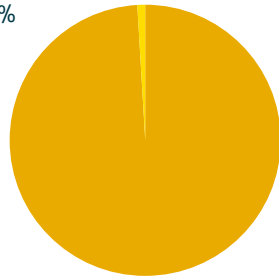
What does the Fund invest in?

The **Sun Life Prosperity World Voyager Fund** aims to generate long-term appreciation through diversified investments in equity and equity-linked securities issued by corporations domiciled in developed and emerging markets, or through diversified investment companies invested in such securities.

The Fund is suitable for investors with an **aggressive risk profile** and long-term investment horizon. This is for investors who want to make the most out of their US Dollars and grow their investment portfolio.

Top Offshore Mutual Fund Holdings

1. J.P. Morgan - U.S. Select Equity Fund, 18.69%
2. Schroders - U.S. Large Cap, 18.41%
3. J.P. Morgan - Global Research Enhanced Index, 13.04%
4. Threadneedle Global Focus Fund, 10.60%
5. Nikko AM Global Equity Fund A USD Acc, 10.24%



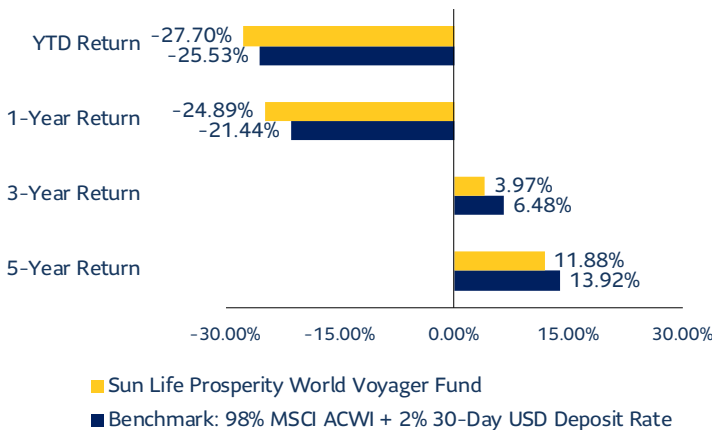
Investment Mix

- Offshore Equity Funds, 99.06%
- Time Deposits and Other Liquid Assets, 0.94%

Geographical Allocation

- U.S. Equities, 38.67%
- Global Equities, 45.71%
- European Equities, 3.07%
- Japan Equities, 6.48%
- China Equities, 0.93%
- Asia ex-Japan Equities, 5.14%

How has the Fund performed?



Note: Year-to-date (YTD) returns are computed as the return from the last business day of the previous year to the last business day of the reporting month.

Disclaimer: The underlying funds of the Sun Life Prosperity World Voyager Fund are valued using their respective NAVPS as of previous day due to the time difference between the Philippines and the domicile countries of these funds. Similarly, data for the MSCI ACWI is as of the previous day to provide investors an accurate comparison of fund performance.

Market Review and Outlook

- Global equities and fixed income struggled for the second consecutive month, declining by 9.53% and 5.14%, respectively in September. The world's major equity markets moved in sync as the U.S. (-9.22%), Europe (-8.89%), and Japan (-9.54%) all pulled back significantly. Asia ex-Japan lagged its developed market peers, falling by 12.94%.
- U.S. headline year-on-year (YoY) inflation fell for the second consecutive month to 8.3% in August from June's 40-year high of 9.1%. While it has trended lower, inflation remains well above the U.S. Federal Reserve's 2% target. The recent decline in energy prices has not been able to offset the rising cost of food and rent.
- In September, the U.S. Federal Reserve raised its policy rate by another 75 basis points (bps) for the third consecutive meeting. Investors are concerned that these aggressive measures could trigger a recession, yet the Fed has cited the low unemployment rate and strong wage growth as signs that the economy can withstand higher rates.
- Chinese equities fell by 5.42% (CNY terms) and 8.41% (USD terms) in September. The Covid-Zero policy, along with global recessionary fears, has dampened demand for Chinese investments. The upcoming National Congress of the Chinese Communist Party in October will be closely watched for any potential market catalysts.
- The Bloomberg Commodity Index was down by 8.35% in September. This was influenced by the decline in global oil (WTI) prices which fell more than USD 10 to close at USD 79.49 per barrel. Though further complications in the Russia-Ukraine war may prevent sustained drops in commodity prices.
- The Fund maintains a slight underweight duration call versus its benchmark as persistent inflation and a more hawkish Federal Reserve continue to weigh on market sentiment. The equity sleeve has been recalibrated with the Fund tilted towards its in-house picks of the Japanese large-cap companies.
- The Fund has slid 27.70% year-to-date, lagging the benchmark (-25.53%) by 217 basis points, due to its exposure to Global Growth and European focused funds.

Disclaimer: Sun Life Asset Management Company, Inc. (SLAMCI) makes no representation as to the accuracy or completeness of the information contained herein. The information contained in this presentation is for information purposes only. It is not intended to provide professional, investment, or any other type of advice or recommendation in relation to purchases or sales of securities whether or not they are related to SLAMCI; it does not constitute any guarantee of performance; and neither does it take into account the particular investment objectives, financial situation or needs of individual recipients. Any opinions or estimates herein reflect our judgment as at the date of this presentation and are subject to change at any time without notice. This material is a copyrighted work. You may not share, distribute, revise, transform, or build upon this material without prior written consent of, and proper attribution to Sun Life. All trademarks are the properties of their respective owners.



This document contains key information clients of Sun Life Prosperity World Voyager Fund should know about. More information can be found in the Fund's prospectus. Ask a Sun Life Financial Advisor or contact Sun Life Asset Management Company, Inc., at 8-849-9888 or PHIL-MF-Products@sunlife.com or visit www.sunlifefunds.com.

Launch Date	May 5, 2016	Fund Structure	Mutual Fund (Shares)	Transfer Agency Fee	0.15%
Fund Size	USD 34,145,578.65	Fund Classification	Equity Fund-of-Funds	Minimum Holding Period	None
Net Asset Value Per Share	1.4705	Minimum Subscription	USD 500	Early Redemption Fee	None
Benchmark	98% MSCI ACWI + 2% 30-Day USD Deposit Rate	Minimum Subsequent Management and Distribution Fee	USD 100	Redemption Settlement	T+4 business days
			1.75%	Bloomberg Ticker	SLWVOYA PM Equity

What does the Fund invest in?

The **Sun Life Prosperity World Voyager Fund** aims to generate long-term appreciation through diversified investments in equity and equity-linked securities issued by corporations domiciled in developed and emerging markets, or through diversified investment companies invested in such securities.

The Fund is suitable for investors with an **aggressive risk profile** and long-term investment horizon. This is for investors who want to make the most out of their US Dollars and grow their investment portfolio.

Top Offshore Mutual Fund Holdings

- Schroders - U.S. Large Cap, 17.90%
- J.P. Morgan - U.S. Select Equity Fund, 17.57%
- Threadneedle Global Focus Fund, 12.78%
- J.P. Morgan - Global Research Enhanced Index, 11.86%
- Nikko AM Global Equity Fund A USD Acc, 7.93%

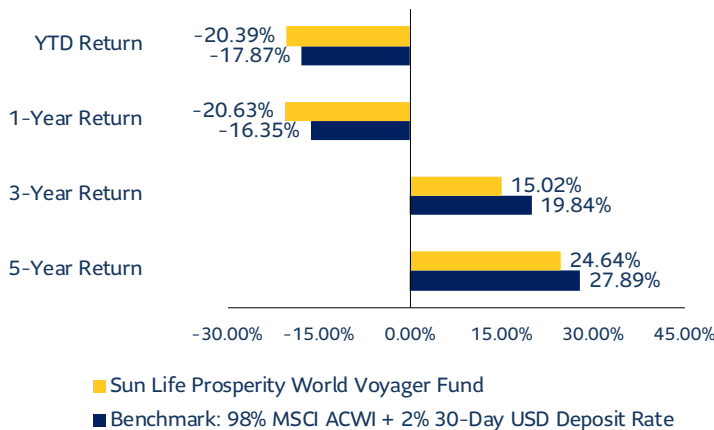
Investment Mix

- Offshore Equity Funds, 98.73%
- Time Deposits and Other Liquid Assets, 1.27%

Geographical Allocation

- U.S. Equities, 38.69%
- Global Equities, 43.28%
- European Equities, 5.02%
- Japan Equities, 6.52%
- China Equities, 3.09%
- Asia ex-Japan Equities, 3.41%

How has the Fund performed?



Note: Year-to-date (YTD) returns are computed as the return from the last business day of the previous year to the last business day of the reporting month.

Disclaimer: The underlying funds of the Sun Life Prosperity World Voyager Fund are valued using their respective NAVPS as of previous day due to the time difference between the Philippines and the domicile countries of these funds. Similarly, data for the MSCI ACWI is as of the previous day to provide investors an accurate comparison of fund performance.

Market Review and Outlook

- For the month of August, financial assets were broadly weaker with global equities declining 3.08% and fixed income falling 3.89%. All key equity markets posted negative results with Europe, U.S. and Japan returning -5.58%, -3.34% and -2.46%, respectively. Asia ex-Japan was the most resilient at -0.57%.
- U.S. headline CPI softened to 8.5% year-on-year in July, after peaking in June (+9.1% year-on-year). The decline was mainly driven by food and energy components.
- Fed Chairman Powell's hawkish speech at Jackson Hole underscored the Federal Reserve's commitment to price stability. He stressed the need to fight inflation by keeping interest rates higher for a longer period. Despite this more hawkish outlook, there is a disconnect as the market leans dovish, with a 75 basis points (bps) rate hike by the next Fed meeting and approximately 50 bps worth of cuts by 2H 2023.
- Chinese equities mirrored the global equities gauge, falling by 3.05% (in USD terms) roughly in line with 3.08% drop of the MSCI All Country World Index. Appetite for Chinese equities continues to be capped by risks on their zero COVID policy, property market slump and geopolitical tensions between China and Taiwan.
- The Bloomberg Commodity Index edged higher in August gaining 0.6%, despite global oil falling below USD 90. WTI has been sliding from its peak of approximately USD 120 in 2Q 2022 as recession concerns in U.S. and Europe gain momentum and an uncertain reopening in China looks to cap demand recovery.
- The Fund has balanced its risk taking, as the possibility of a Fed pivot and recessionary worries weigh on markets. The Fund will maintain a cautious stance while focusing our investments on our preferred market, Japan.
- The Fund has slid 20.39% year-to-date, lagging the benchmark (-17.87%) by 252 basis points, due to its exposure to global growth and U.S. stocks.

Disclaimer: Sun Life Asset Management Company, Inc. (SLAMCI) makes no representation as to the accuracy or completeness of the information contained herein. The information contained in this presentation is for information purposes only. It is not intended to provide professional, investment, or any other type of advice or recommendation in relation to purchases or sales of securities whether or not they are related to SLAMCI; it does not constitute any guarantee of performance; and neither does it take into account the particular investment objectives, financial situation or needs of individual recipients. Any opinions or estimates herein reflect our judgment as at the date of this presentation and are subject to change at any time without notice. This material is a copyrighted work. You may not share, distribute, revise, transform, or build upon this material without prior written consent of, and proper attribution to Sun Life. All trademarks are the properties of their respective owners.



This document contains key information clients of Sun Life Prosperity World Voyager Fund should know about. More information can be found in the Fund's prospectus. Ask a Sun Life Financial Advisor or contact Sun Life Asset Management Company, Inc., at 8-849-9888 or PHIL-MF-Products@sunlife.com or visit www.sunlifefunds.com.

Launch Date	May 5, 2016	Fund Structure	Mutual Fund (Shares)	Transfer Agency Fee	0.15%
Fund Size	USD 34,565,780.87	Fund Classification	Equity Fund-of-Funds	Minimum Holding Period	None
Net Asset Value Per Share	1.4965	Minimum Subscription	USD 500	Early Redemption Fee	None
Benchmark	98% MSCI ACWI + 2% 30-Day USD Deposit Rate	Minimum Subsequent Management and Distribution Fee	USD 100	Redemption Settlement	T+4 business days
			1.75%	Bloomberg Ticker	SLWVOYA PM Equity

What does the Fund invest in?

The **Sun Life Prosperity World Voyager Fund** aims to generate long-term appreciation through diversified investments in equity and equity-linked securities issued by corporations domiciled in developed and emerging markets, or through diversified investment companies invested in such securities.

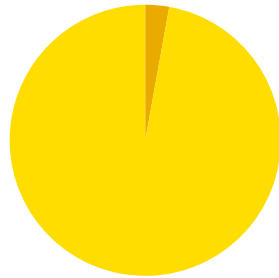
The Fund is suitable for investors with an **aggressive risk profile** and long-term investment horizon. This is for investors who want to make the most out of their US Dollars and grow their investment portfolio.

Top Offshore Mutual Fund Holdings

- Schroders - U.S. Large Cap, 19.75%
- Franklin Templeton - Franklin Mutual Global Discovery Fund, 17.82%
- J.P. Morgan - U.S. Select Equity Fund, 14.59%
- J.P. Morgan - Global Research Enhanced Index, 9.77%
- Nikko AM Global Equity Fund A USD Acc, 8.12%

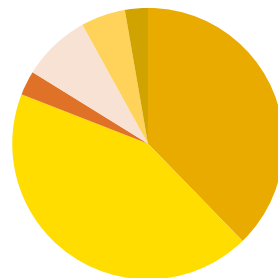
Investment Mix

- Short-Term Placements, 2.84%
- Offshore Equity Funds, 97.16%

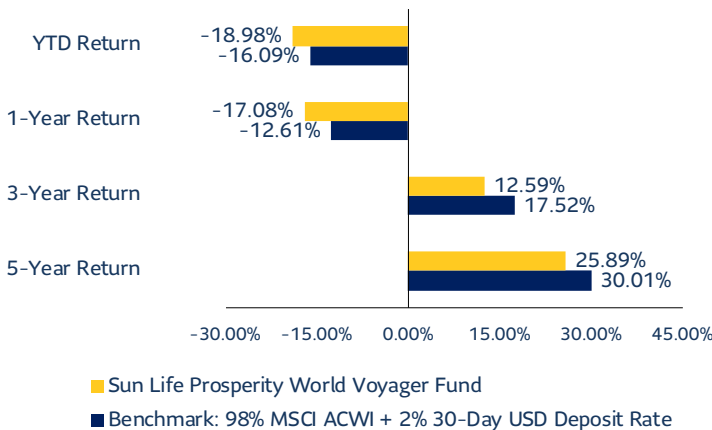


Geographical Allocation

- U.S. Equities, 37.73%
- Global Equities, 43.19%
- European Equities, 2.90%
- Japan Equities, 8.16%
- China Equities, 5.29%
- Asia ex-Japan Equities, 2.73%



How has the Fund performed?



Note: Year-to-date (YTD) returns are computed as the return from the last business day of the previous year to the last business day of the reporting month.

Disclaimer: The underlying funds of the Sun Life Prosperity World Voyager Fund are valued using their respective NAVPS as of previous day due to the time difference between the Philippines and the domicile countries of these funds. Similarly, data for the MSCI ACWI is as of the previous day to provide investors an accurate comparison of fund performance.

Market Review and Outlook

- Global equities and fixed income rallied by 7.03% and 2.13%, respectively, during the month of July. In USD-terms, The U.S. led the way with a 9.22% return while Europe gained 4.82%. Meanwhile, Asia ex-Japan declined by 1.05%.
- U.S. headline inflation continued to hit new 40-year highs following a 9.1% year-on-year increase in the June reading. Food and energy remain the strongest drivers of year-on-year inflation as geopolitical tensions continue to hamper supply chains.
- The U.S. Federal Reserve delivered a second consecutive 75 basis points (bps) rate hike during its July meeting, as it continues its attempts to slow inflation. Investors are wary that these aggressive measures from the Fed could trigger a recession in the coming months. This has led to an expectation of a quick pivot back to rate cuts as early as the first half of next year.
- After a strong June, Chinese equities pulled back by 3.10% (CNY terms) and 3.76% (USD terms) in July. Sentiment was dampened by slowing growth numbers, lingering property headwinds, and rising geopolitical concerns stemming from the relationship of the U.S. and Taiwan.
- The Bloomberg Commodity Index recovered some of its losses in the previous month as it gained 4.08% in July despite global oil (WTI) falling by almost USD 10 to USD 98.62 per barrel. The rise in the index was heavily influenced by the spike in prices of natural gas, used primarily for heating homes, as Russia restricted its exports to Europe.
- The Fund has balanced its risk taking, as the possibility of a Fed pivot and recessionary worries weigh on markets. The Fund will maintain a cautious stance while focusing our investments on our preferred market, Japan.
- The Fund has slid 18.98% year-to-date, lagging the benchmark (-16.09%) by 289 basis points, due to its exposure to global growth and U.S. stocks.

Disclaimer: Sun Life Asset Management Company, Inc. (SLAMCI) makes no representation as to the accuracy or completeness of the information contained herein. The information contained in this presentation is for information purposes only. It is not intended to provide professional, investment, or any other type of advice or recommendation in relation to purchases or sales of securities whether or not they are related to SLAMCI; it does not constitute any guarantee of performance; and neither does it take into account the particular investment objectives, financial situation or needs of individual recipients. Any opinions or estimates herein reflect our judgment as at the date of this presentation and are subject to change at any time without notice. This material is a copyrighted work. You may not share, distribute, revise, transform, or build upon this material without prior written consent of, and proper attribution to Sun Life. All trademarks are the properties of their respective owners.

From: [ICTD Submission](#)
To: [sunlife_sec_communications](#)
Subject: Re: CGFD_Sun Life Prosperity World Voyager Fund, Inc._SEC Form 17-L_09November2022
Date: Wednesday, November 9, 2022 4:44:51 PM

CAUTION This email originated from outside the organization. Please proceed only if you trust the sender.

Your report/document has been SUCCESSFULLY ACCEPTED by ICTD. (Subject to Verification and Review of the Quality of the Attached Document) Official copy of the submitted document/report with Barcode Page (Confirmation Receipt) will be made available after 15 days from receipt through the SEC Express System at the SEC website at www.sec.gov.ph

NOTICE

Please be informed that pursuant to SEC Memorandum Circular No. 3, series of 2021, scanned copies of the printed reports with wet signature and proper notarization shall be filed in PORTABLE DOCUMENT FORMAT (PDF) Secondary Reports such as: 17-A, 17-C, 17-L, 17-Q, ICASR, ICA-QR, ICA-AR, 23-A, 23-B, I-ACGR, ACGR, Monthly Reports, Quarterly Reports, Letters, OPC(ALTERNATE NOMINEE),GIS-G, 52-AR, IHAR,AMLA-CF,NPM,NPAM, BP-FCLC, CHINESEWALL, 39-AR,36-AR, PNFS, MCG, S10/SEC-NTCE-EXEMPT, through email at

ictdsubmission@sec.gov.ph

Note: All submissions through this email are no longer required to submit the hard copy thru mail, eFAST or over- the- counter.

For those applications that require payment of filing fees, these still need to be filed and sent via email with the SEC RESPECTIVE OPERATING DEPARTMENT.

Further, note that other reports shall be filed thru the ELECTRONIC FILING AND SUBMISSION TOOL (eFAST) such as: AFS, GIS, GFFS, LCFS, LCIF, FCFS, FCIF, IHFS, BDFS, PHFS etc. ANO, ANHAM, FS-PARENT, FS-CONSOLIDATED, OPC_AO, AFS WITH NSPO FORM 1,2,3 AND 4,5,6, AFS WITH NSPO FORM 1,2,3 (FOUNDATIONS)

FOR MC28, please go to SEC website:

<https://apps010.sec.gov.ph>

For your information and guidance.



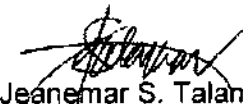
Sun Life
Asset Management

Certification

I, Jeanemar S. Talaman, the Treasurer of Sun Life Asset Management Company, Inc., a corporation duly registered under and by virtue of the laws of the Republic of the Philippines, with SEC registration number A199918034 and with principal office at Sun Life Center, 5th Ave. Cor. Rizal Drive Bonifacio Global City, Taguig City, on oath state:

- 1) That I have caused this SEC Form 17-L to be prepared on behalf of Sun Life Prosperity World Voyager Fund, Inc.;
- 2) That I have read and understood its contents which are true and correct based on my own personal knowledge and/or on authentic records;
- 3) That the company Sun Life Prosperity World Voyager Fund, Inc. will comply with the requirements set forth in SEC Notice dated 14 May 2021 to effect a complete and official submission of reports and/or documents through electronic mail;
- 4) That I am fully aware that submitted documents which require pre-evaluation and/or payment of processing fee shall be considered complete and officially received only upon payment of a filing fee; and
- 5) That the e-mail account designated by the company pursuant to SEC Memorandum Circular No. 28, s. 2020 shall be used by the company in its online submissions to CGFD.


IN WITNESS WHEREOF, I have hereunto set my hand this 9th day of November, 2022.


Jeanemar S. Talaman
Affiant

SUBSCRIBED AND SWORN to before me this NDV 09 2022 day of NOVEMBER, 2022, in CITY OF MAKATI City, Philippines. Affiant exhibiting his/her government issued identification card:

Name	Government ID No.	Date of Issue	Place of Issue
Jeanemar S. Talaman	Driver's License F03-13-001744	05 June 2018	DLRC - Ayala

Doc. No. 201;
Page No. 12;
Book No. XXX-111
Series of 2022.


ATTY. GERVACIO B. ORTIZ JR.
Notary Public City of Makati
Until December 31, 2022
IBP No. 05729 - Active Member
MCE Compliance No. VI-0024312
Appointment No. M-42-(2021-2022)
PTK No. 452511 Jan. 3, 2022
Makati City Roll No. 40091
101 Urban Ave. Campus Rueda Bldg.
Brgy. Pio Del Pilar, Makati City

SECURITIES AND EXCHANGE COMMISSION

SEC FORM 17-L

**NOTIFICATION OF INABILITY TO FILE ALL OR
ANY PORTION OF SEC FORM 17-A OR 17-Q**

GENERAL INSTRUCTIONS

1. This Form may be signed by an executive officer of the issuer or by any other duly authorized representative. The name and title of the person signing the form shall be typed or printed beneath the signature. If the statement is signed on behalf of the issuer by an authorized representative other than an executive officer, evidence of the representative's authority to sign on behalf of the issuer shall be filed with the Form.
2. One signed original and four conformed copies of this Form and attachments thereto must be completed and filed with the Commission and, where any class of the issuer's securities are listed on a Stock Exchange, one with that Stock Exchange, in accordance with SRC Rule 17-1. The information contained in or filed with the Form will be made a matter of the public record in the Commission's and the Exchange's files.
3. A manually signed copy of the Form and amendments thereto shall be filed with the Stock Exchange if any class of securities of the issuer is listed thereon.
4. One signed original and four conformed copies of amendments to the notifications must also be filed on SEC Form 17-L but need not restate information that has been correctly furnished. The Form shall be clearly identified as an amended notification.
5. If the deadline for filing SEC Form 17-A or 17-Q specified in paragraph 2(b)(ii) of SRC Rule 17-1 is not complied with, a fine will be imposed for each day thereafter that the Form is not filed.

SECURITIES AND EXCHANGE COMMISSION

SEC FORM 17-L

NOTIFICATION OF INABILITY TO FILE ALL OR ANY PORTION OF SEC FORM 17-A OR 17-Q

Check One:

Form 17-A [] Form 17-Q [✓]

Period-Ended Date of required filing **September 30, 2022**

Date of this report **November 09, 2022**

Nothing in this Form shall be construed to imply that the Commission has verified any information contained herein.

If this notification relates to a portion or portions of the filing checked above, identify the item(s) to which the notification relates: **SEC FORM 17-Q**

1. SEC Identification Number **CS201517723** 2. BIR Tax Identification No. : **009-123-149-000**

3. **Sun Life Prosperity World Voyager Fund, Inc.**

Exact name of issuer as specified in its charter

4. **Bonifacio Global City, Taguig City**

Province, country or other jurisdiction of incorporation

5. Industry Classification Code: (SEC Use Only)

6. **8F Sun Life Centre 5th Avenue cor Rizal Drive Bonifacio Global City, Taguig City 1634**

.....
Address of principal office

.....
Postal Code

7. **(02) – 8555-8888**

Issuer's telephone number, including area code

8. **N. A.**

Former name, former address, and former fiscal year, if changed since last report.

9. Are any of the issuer's securities listed on a Stock Exchange?

Yes []

No [X]

If yes, disclose the name of such Stock Exchange and the class of securities listed therein:

.....
Part I - Representations

If the subject report could not be filed without unreasonable effort or expense and the issuer seeks relief pursuant to SRC Rule 17-1, the following should be completed. (Check box if appropriate)

(a) The reasons described in reasonable detail in Part II of this Form could not be estimated without unreasonable effort or expense. []

(b) The subject annual report on SEC Form 17-A, or portion thereof, will be filed on or before the fifteenth calendar day following the prescribed due date; or the subject quarterly report on SEC Form 17-Q, or portion thereof, will be filed on or before the fifth day following the prescribed due date. [✓]

(c) The accountant's statement or other exhibit required by paragraph 3 of SRC Rule 17-1 has been attached if applicable. []

Part II - Narrative

State below in reasonable detail the reasons why SEC Form 17-A or SEC Form 17-Q, or portion thereof, could not be filed within the prescribed period. (Attach additional sheets if needed.)

The Company's SEC Form 17-Q for the quarter ending September 30, 2022 could not be completed and filed within the prescribed period. The Company has yet to complete the review of its financial statements and required notes disclosures. The Company undertakes to submit the report within five (5) calendar days after the prescribed deadline to the Securities and Exchange Commission.

Part III - Other Information

(a) Name, address and telephone number, including area code, and position/title of person to contact in regard to this notification

**Jeanemar S. Talaman
Treasurer, Sun Life Asset Management Company, Inc.
Sun Life Centre 5th Avenue cor Rizal Drive Bonifacio Global City, Taguig City 1634
8555-8888**

(b) Have all other periodic reports required under Section 17 of the Code and under Sections 26 and 141 of the Corporation Code of the Philippines during the preceding 12 months, or for such shorter period that the issuer was required to file such report(s), been filed? If the answer is no, identify the report(s).

Yes [✓] No [] Reports:

(c) Is it anticipated that any significant change in results of operations from the corresponding period for the last fiscal year will be reflected by the earnings statements to be included in the subject report or portion thereof?

Yes [] No [✓]

If so, attach an explanation of the anticipated change, both narratively and quantitatively, and, if appropriate, state the reasons why a reasonable estimate of the results cannot be made.

SIGNATURE

Pursuant to the requirements of the SRC Rule 17-1, the issuer has duly caused this report to be signed on its behalf by the undersigned hereunto duly authorized.

Sun Life Prosperity World Voyager Fund, Inc.

Registrant's full name as contained in charter



JEANEMAR S. TALAMAN
Treasurer, Sun Life Asset Management Company, Inc.

Date: **November 09, 2022**

From: [sunlife_sec_communications](#)
To: "ICTD Submission"; "CGFD Account"
Cc: [PHIL-FIN_FAR2](#); [Jeanemar Talaman](#)
Subject: CGFD_Sun Life Prosperity World Voyager Fund, Inc._SEC Form 17-L_09November2022
Date: Wednesday, November 9, 2022 4:44:00 PM
Attachments: [Sun Life Prosperity World Voyager Fund, Inc. SEC Form 17-L_09November2022.pdf](#)

To: CORPORATE GOVERNANCE AND FINANCE DEPARTMENT (CGFD)

Good day.

Please see attached SEC Form 17-L of Sun Life Prosperity World Voyager Fund, Inc.

Please let me know once you receive this e-mail and its attachment.

For any queries / additional comments, kindly contact us at the following e-mail addresses below.

Official email address: sunlife_sec_communications@sunlife.com

Alternative email address: sunlife_sec_communications2@sunlife.com

Official email address of authorized filer: almer.doring@sunlife.com

Thank you.

Almer M. Doring | Financial Accounting & Reporting | Finance

T: 632 8555 8888 | **E:** almer.doring@sunlife.com

5F Sun Life Centre, Fifth Ave. cor. Rizal Drive, Bonifacio Global City, Taguig 1634



Life's brighter under the sun