



SUN LIFE PROSPERITY DOLLAR STARTER FUND, INC.

NOTICE OF ANNUAL SHAREHOLDERS' MEETING

To all shareholders:

NOTICE IS HEREBY GIVEN that the Annual Meeting of Shareholders of Sun Life Prosperity Dollar Starter Fund, Inc. shall be held on 13 July 2022 (Wednesday) at 2:00 p.m. via Zoom Webinar at <https://sunlife.co/SLPF-ASHM2022>, to consider the following:

AGENDA

1. Call to Order
2. Proof of Notice of Meeting
3. Determination and Certification of Quorum
4. Chairman's Address
5. Review of 2021 Operations
6. 2021 Fund Performance
7. Election of Directors for the 2022 to 2023 term
8. Approval of the Minutes of the 2021 Stockholders' Meetings
9. Confirmation and Ratification of All Acts and Proceedings of the Board and Corporate Officers (Annex A)
10. Appointment of External Auditor
11. Other Matters
 - a. Article II (Primary Purpose) and Article II, paragraph 1 (ii), and paragraph 6 (Secondary Purpose) of the Articles of Incorporation to align with the Investment Company Act and its Implementing Rules and Regulations
 - b. Article II, paragraph 9 (Secondary Purpose) of the Articles of Incorporation from the "Corporation Law" to "Revised Corporation Code"
 - c. Article VII of the Articles of Incorporation to align the conditions for the redemption of shares by a shareholder with the Investment Company Act, its Implementing Rules and Regulations, and other applicable issuances of the Securities and Exchange Commission
 - d. Article VIII of the Articles of Incorporation to add a description of the features of the Company's shares
 - e. Article I, Sections 1 (Annual Meetings) and 2 (Special Meetings) of the By-Laws to allow for the holding of the stockholders meeting via remote communication; Section 2 (Special Meetings) to align with the Section 49 of the Revised Corporation Code
 - f. Article I, Section 6 (Voting) of the By-Laws to provide for the use of remote communication or in absentia in the conduct of regular and special stockholders' meetings and on the manner of voting in accordance with the Revised Corporation Code
 - g. Article II, Section 1 (Board of Directors) of the By-Laws to include the requirement that at least twenty percent (20%) of the Board of Directors must be composed of independent directors
 - h. Article II, Section 2 (Meetings) of the By-Laws to align the period for the notice of meeting of the directors with the Revised Corporation Code
 - i. Article II, Section 4 (Compensation) of the By-Laws to expressly state that directors and prohibited from participating in the determination of their own per diems or compensation
 - j. Article II, Section 5 (Vacancy) of the By-Laws to align with the Revised Corporation Code on the vacancies in the Board of Directors
 - k. Article IV, Section 1 (Committees) of the By-Laws to ensure compliance with applicable rules on the composition of committees, changing or discharging of its members, and filling in vacancies
 - l. Article IV, Section 2 (Advisory Board) of the By-Laws on the deletion of the Advisory Board

- m. Article VI, Section 1 (b) (Management Contracts) of the By-Laws to align with the Investment Company Act and its Implementing Rules and Regulations
 - n. Article VI, Section 2 (Distribution Contracts) of the By-Laws to align with the Investment Company Act and its Implementing Rules and Regulations
 - o. Article VII, Section 3 (Lost or Destroyed Certificates) of the By-Laws to refer to the applicable section of the Revised Corporation Code
 - p. Article VII, Section 6 (Closing of Transfer Books) of the By-Laws to align with the period specified in the Revised Corporation Code
 - q. Article VIII, Section 1 (Investment Policy) of the By-Laws to clarify that the Prospectus is as filed with and approved by the Securities and Exchange Commission
 - r. Article VIII, Sections 2 (a) (b) and (c) (Restrictions) of the By-Laws to align with the Investment Company Act and its Implementing Rules and Regulations
 - s. Article IX, Section 1 (Net Asset Value) of the By-Laws to clarify that the Prospectus is as filed with and approved by the Securities and Exchange Commission
 - t. Article X, Section 1 (Procedure for Redemption) of the By-Laws to align with the grounds for suspension under the Investment Company Act and its Implementing Rules and Regulations
 - u. Article X, Section 2 (Payment on Redemption) of the By-Laws to align with the Investment Company Act and its Implementing Rules and Regulations
 - v. Article XI, Section 1 (Custodian) of the By-Laws to align the definition of a Custodian with the definition and qualifications provided by the Investment Company Act and other applicable issuance of the Securities and Exchange Commission
 - w. Article XI, Section 2 (Auxiliary Custodian) of the By-Laws to align it with the Investment Company Act and its Implementing Rules and Regulations on outsourcing or delegation of functions of the Custodian
 - x. Article XI, Section 3 (Auditors) to align it with the Investment Company Act and its Implementing Rules and Regulations and the Securities Regulation Code on the qualifications and appointment of an auditor
 - y. Article XIV, Section 1 (Amendments) of the By-Laws to align with the applicable provision of the Revised corporation Code
12. Adjournment

Representatives of Navarro Amper & Co./Deloitte Touche Tohmatsu are expected to be present during the annual meeting to respond to appropriate questions and to make a statement if they so desire.

The Board of Directors has, in accordance with the By-Laws, fixed the close of business on 30 April 2022 as the record date for the determination of the shareholders entitled to notice of and to vote as such in the annual shareholders' meeting and any adjournment thereof.

The Fund will accept proxy votes from its stockholders by emailing SunLifeFunds@sunlife.com until Sunday, 03 July 2022 (at least 10 days prior to the ASHM). The same shall be remotely validated by the Fund before the close of business hours on or before 08 July 2022 (at least 5 days prior to the ASHM).

Shareholders and/or their proxies must pre-register using the provided link. Identification of the registrant will be verified during the pre-registration process.

Taguig City, Metro Manila, 10 June 2022



ATTY. ANNA KATRINA C. KABIGTING-IBERO
Corporate Secretary

SECURITIES AND EXCHANGE COMMISSION

SEC FORM 20-IS

INFORMATION STATEMENT PURSUANT TO SECTION 20
OF THE SECURITIES REGULATION CODE

1. Check the appropriate box:

Preliminary Information Statement Definitive Information Statement

2. Name of Registrant as specified in its charter: Sun Life Prosperity Dollar Starter Fund, Inc.

3. Province, country or other jurisdiction of incorporation or organization: Philippines

4. SEC Identification Number: CS201701307

5. BIR Tax Identification Code: 009-525-650-000

6. Address of Principal Office: 8th Sun Life Centre, 5th Avenue cor Rizal Drive, Bonifacio Global City, Taguig City 1634

7. Registrant's telephone number, including area code: (632) 8555-8888

8. Date, time, place of the meeting of security holders:

13 July 2022 (Wednesday), 2:00 P.M.
via Zoom Webinar at <https://sunlife.co/SLPF-ASHM2022>
to be hosted from 8F Sun Life Centre, 5th Avenue corner Rizal Drive
Bonifacio Global City, Taguig City 1634

9. Approximate date on which the Information Statement is first to be sent or given to security holders: 15 June 2022

10. In case of Proxy Solicitations:

Name of Person Filing the Statement/Solicitor: Ms. Marleen Kaye Simbillo

Address and Telephone Number: 8th Floor Sun Life Centre, 5th Avenue cor Rizal Drive, Bonifacio Global City, Taguig City 1634; (632) 8849-9888; marleen.kaye.simbillo@sunlife.com

11. Securities registered pursuant to Sections 8 and 12 of the Code or Sections 4 and 8 of the RSA (information on number of shares and amount of debt is applicable only to corporate registrants):

Title of Each Class	Number of shares of Common Stock Outstanding
Common Shares, PHP1.00 par value	5,998,929 shares (as of 31 May 2022)

12. Are any or all of the Company's securities listed on the Philippine Stock Exchange ("PSE")?

Yes No

PART I.
INFORMATION REQUIRED IN THE INFORMATION STATEMENT

A. GENERAL INFORMATION

Item 1. Date, Time and Place of Meeting of Security Holders

a. The annual shareholders' meeting of Sun Life of Canada Prosperity Dollar Starter Fund, Inc. (the "Company") will be held on 13 July 2022 at 2:00 p.m. via Zoom Webinar at <https://sunlife.co/SLPF-ASHM2022> to be hosted from 8F Sun Life Centre, 5th Avenue corner Rizal Drive, Bonifacio Global City, Taguig City 1634. The principal office of the Company is located at 8th Sun Life Centre, 5th Avenue corner Rizal Drive, Bonifacio Global City, Taguig City 1634.

b. The approximate date on which the information statement and proxy form ("ASHM materials") will be sent to all shareholders is on 15 June 2022. Shareholders will receive the ASHM materials personally, by mail (by physical or electronic transmission). Further, shareholders will also have access to the ASHM materials via the SLAMCI website.

Item 2. Dissenter's Right of Appraisal. The Revised Corporation Code of the Philippines, specifically its Sections 80 to 85 of Title X, gives a dissenting shareholder or a shareholder who votes against certain corporate actions specified by law, the right to demand payment of the fair market value of his/her shares, commonly referred to as Appraisal Right. There is no matter or item to be submitted to a vote or acted upon in the annual shareholders' meeting of the Company which falls under the instances provided by law when dissenting shareholders can exercise their Appraisal Right.

Item 3. Interest of Certain Persons in or Opposition to Matters to be Acted Upon

a. No current director or officer of the Company, or nominee for election as directors of the Company or any associate thereof, has any substantial interest, direct or indirect, by security holdings or otherwise, in any matter to be acted upon other than election to office.

b. No director has informed the Company in writing that he intends to oppose any action to be taken by the Company at the meeting.

B. CONTROL AND COMPENSATION INFORMATION

Item 4. Voting Securities and Principal Holders Thereof

a. The Company has 5,998,929 outstanding common shares as of 31 May 2022. Each common share shall be entitled to one (1) vote with respect to all matters to be taken up during the annual shareholders' meeting.

b. The record date for determining shareholders entitled to notice of and to vote during the annual shareholders' meeting is 30 April 2022.

c. In the forthcoming annual shareholders' meeting, shareholders shall be entitled to elect five (5) members to the Board of Directors. Each shareholder may vote such number of shares for as many as five (5) persons he may choose to be elected from the list of nominees, or he may cumulate said shares and give one (1) candidate as many votes as the number of his shares multiplied by five (5) shall equal, or he may distribute them on the same principle among as many candidates as he shall see fit, provided that the total number of votes cast by him shall not exceed the number of shares owned by him multiplied by five (5).

d. Security Ownership of Certain Beneficial Owners and Management

1. Security Ownership of Certain Beneficial Owners. Holders of more than 5%, if any, are included in the list of the Top 20 Shareholders, which is submitted to the SEC through a confidential disclosure.

On 7 March 2013, SEC en banc approved the confidential treatment of the list of Top 20 shareholders of the Sun Life Prosperity Funds, including its 5% and 10% beneficial owners. This is to protect the investors' privacy, which is a privilege they enjoy when they invest in other shared investment vehicles, such as unit investment trust funds, and when they invest in bank deposits. None of the officers enumerated in Item 5 below own more than 5% of the Company's securities.

2. Security Ownership of Management as of 10 June 2022 follows:

Title of Class	Name of Beneficial Owner	Number of Shares ¹	Nature of Ownership	Citizenship	Percent of Class
Common	Benedicto C. Sison	1	Beneficial (B) and Record (R)	Filipino and American	0.00%
Common	Valerie N. Pama	1	B & R	Filipino	0.00%
Common	Aleli Angela G. Quirino	1	B & R	Filipino	0.00%
Common	Oscar S. Reyes	1	B & R	Filipino	0.00%
Common	Cesar Luis F. Bate (outgoing)	1	B & R	Filipino	0.00%
Common	Teresita J. Herbosa (incoming)	1	B & R	Filipino	0.00%

The above individual owners can be contacted through the Corporate Secretary of the Company, Atty. Kabigting-Ibero, 6th Floor Sun Life Centre, 5th Avenue cor Rizal Drive, Bonifacio Global City, Taguig City 1634.

3. Voting Trust Holders of 5% or More. No holder of 5% or more of the Company's common shares has any voting trust or similar agreement that vest voting rights or other powers to a voting trustee.

4. Changes in Control. There has been no change in control of the Company since the beginning of the last fiscal year.

Item 5. Directors and Executive Officers

Nominees for Independent Directors, Atty. Aleli Angela G. Quirino, Mr. Oscar S. Reyes, and Atty. Terseita J. Herbosa, were nominated by Ms. Valerie N. Pama to the Corporate Governance Committee. Ms. Pama is not related to the said nominees. The Corporate Governance Committee, composed of Atty. Quirino as Chairman and Mr. Sison and Mr. Bate as Members, pre-screens and shortlists all candidates nominated to become a member of the Board of Directors in accordance with the qualifications and disqualifications of the regulations named above and in accordance with the procedure outlined in the Company's Manual on Corporate Governance ("Manual").

Except for committee members who are independent directors themselves, none of the members of the Corporate Governance Committee are related to the independent directors.

a. The Company's directors—including independent directors—and executive officers are as follows:

Name	Citizenship	Position	Age	Term of Office	Period Served
Benedicto C. Sison	Filipino and American	Director/President Director/Chairman	61	2017 – June 2018 July 2018 - present	3 terms 4 terms
Valerie N. Pama	Filipino	Director/President	58	March 2022 – present	

¹ Number of shares held in their capacity as Director or Chairperson

Aleli Angela G. Quirino	Filipino	Independent Director	78	2017-present	5 terms
Cesar Luis F. Bate (outgoing)	Filipino	Independent Director	61	November 2021 – present	
Oscar S. Reyes	Filipino	Independent Director	76	2021 – present	1 term
Teresita J. Herbosa (incoming)	Filipino	Independent Director	71		
Sherwin S. Sampang	Filipino	Treasurer	42	November 2021 – present	
Anna Katrina C. Kabigting-Ibero	Filipino	Corporate Secretary	42	April 2020 - present	2 terms
Frances Ianna S. Canto	Filipino	Assistant Corporate Secretary	33	September 2020 – present	2 terms
Jemilyn S. Camania	Filipino	Compliance Officer	46	April 2020 - present	2 terms
Ria V. Mercado	Filipino	Risk Officer	46	2017-present	5 terms

A brief write-up on the business experience of the incumbent and incoming directors and executive officers of the Company are as follows:

BENEDICTO C. SISON
Chairman (2018 to present)
Director (2017 to 2018)

Mr. Benedicto C. Sison, 61 years old, is the CEO and Country Head of the Sun Life group of companies in the Philippines from 01 July 2018. He is a Director of Sun Life Financial Plans, Inc. (01 July 2018 to present). He is also the Chairman of Sun Life Financial Philippine Holding Company, Inc. (06 December 2021 to present) and serves as the Director and Chairman of the seventeen Sun Life Prosperity Funds i.e., Sun Life of Canada Prosperity Balanced Fund, Inc., Sun Life of Canada Prosperity Bond Fund, Inc., Sun Life of Canada Prosperity Philippine Equity Fund, Inc., Sun Life Prosperity Dollar Abundance Fund, Inc., Sun Life Prosperity Dollar Advantage Fund, Inc., Sun Life Prosperity Dynamic Fund, Inc., Sun Life Prosperity Philippine Stock Index Fund, Inc., Sun Life Prosperity GS Fund, Inc., Sun Life Prosperity Money Market Fund, Inc., Sun Life Prosperity Dollar Wellspring Fund, Inc., Sun Life Prosperity World Voyager Fund, Inc., (September 2015 to present), Sun Life Prosperity Dollar Starter Fund, Inc., Sun Life Prosperity World Equity Index Feeder Fund, Inc. (2017 to present), and Sun Life Prosperity Achiever Fund 2028, Inc., Sun Life Prosperity Achiever Fund 2038, Inc., Sun Life Prosperity Achiever Fund 2048, Inc. (2018 to present) and Sun Life Prosperity Peso Voyager Feeder Fund, Inc. (January 2022 to present). He is also the Director and Chairman of the Grepalife Funds such as Grepalife Balanced Fund Corporation, Grepalife Dollar Bond Fund Corporation, and Grepalife Fixed Income Fund Corporation (September 2015 to present). He is the Chairman of Sun Life Financial – Philippines Foundation, Inc., (September 2019 to present) where he also serves as Trustee. He was a Senior Advisor to the Board of Trustees of the Philippine Investment Funds Association (PIFA) and served as the President of the Philippine Life Insurance Association (PLIA).

Prior to his current role, Mr. Sison served as the Chief Strategy and Financial Management Officer of Sun Life of Canada (Philippines), Inc. (April 2015 to 2018). He also served as Chief Financial Officer of Sun Life Financial Asia (November 2012 to March 2015), Director of Sun Life Hong Kong Limited (December 4, 2012 to May 14, 2015), Commissioner of PT. Sun Life Indonesia Services (February 21, 2013 to July 5, 2013) and Commissioner of PT. Sun Life Indonesia (April 19, 2013 to April 23, 2015). He was also the Director/CFO and Treasurer of Sun Life Financial Philippine Holding Company, Inc. (September 2010 to December 2013), CFO and Treasurer of Sun Life Financial Plans, Inc. (September 2010 to December 2013), Director of Great Life Financial Assurance Corporation (July 2012 to September 2013) and Chief Financial Officer and Treasurer of Sun Life Asset Management Company, Inc. (September 2010 to June 2013) and Sun Life of Canada (Philippines), Inc. (September 2010 to October 2012). He also served as the Finance Director – Asia Pacific of Con-Agra International Food Group (September 2006 to August 2010).

He brings to the job a wealth of international finance experience gained primarily from ConAgra Brands, Inc., a multi-billion dollar global consumer products company. He held various positions with increasing responsibility in the areas of audit, financial control, planning and management in ConAgra's US, India and Asia-Pacific Operations. He was the Finance

Director for the Asia Pacific Region, based in China, prior to joining Sun Life. Mr. Sison also worked in the academe as well as in the aerospace, defense and public transit industries in the USA.

Mr. Sison is a Magna Cum Laude graduate of BS Business Administration from the University of the Philippines (1983). He earned his Master's degree in Business Administration, Major in Finance/Accounting (1988) from the Graduate School of Management of the University of California Riverside. He is a Certified Public Accountant (CPA) and is a member of the American Institute of CPAs.

VALERIE N. PAMA

President / Director (March 2022 to present)

Ms. Valerie N. Pama, 58 years old, is currently the Chief Asset Management Officer ("CAMO") of Sun Life of Canada (Philippines), Inc. Since November 1, 2019, Ms. Pama, in her capacity as CAMO, has been responsible for the expansion and development of the various initiatives to drive the profitability and growth of Sun Life's overall asset management business providing strategic direction and development of long-term plans and policies.

Currently, Ms. Pama is a Member and Trustee of Sun Life Financial-Philippines Foundation, Inc. (October 2020 to present), Member and Trustee of Filipina CEO Circle (2015 and 2018, respectively to present), Member of Management Association of the Philippines (2015 to present) and Financial Executives of the Philippines (2013 to present).

Ms. Pama is also the Chairman and Director of Grepalife Asset Management Corporation (December 2021 to present). She is the President and Director of seventeen (17) Sun Life Prosperity Funds, i.e. Sun Life of Canada Prosperity Balanced Fund, Inc., Sun Life of Canada Prosperity Philippine Equity Fund, Inc., Sun Life of Canada Prosperity Bond, Inc., Sun Life Prosperity Dollar Advantage Fund, Inc., Sun Life Prosperity Peso Starter Fund, Inc., Sun Life Prosperity Dollar Abundance Fund, Inc., Sun Life Prosperity GS Fund, Inc., Sun Life Prosperity Dynamic Fund, Inc., Sun Life Prosperity Philippine Stock Index Fund, Inc., Sun Life Prosperity Dollar Wellspring Fund, Inc., Sun Life Prosperity World Voyager Fund, Inc., Sun Life Prosperity Dollar Starter Fund, Inc., Sun Life Prosperity World Equity Index Feeder Fund, Inc., Sun Life Prosperity Achiever Fund 2028, Inc., Sun Life Prosperity Achiever Fund 2038, Inc., Sun Life Prosperity Achiever Fund 2048, Inc., and Sun Life Prosperity Peso Voyager Feeder Fund, Inc. (March 2022 to present). She is also the Director of BESTSERVE Financial Ltd. (HKG) (January 2021 to present).

Ms. Pama was previously the Director and President of Sun Life Investment Management and Trust Corporation (September 2020 to June 2021), responsible for its establishment and preparations for operations. She was a Director and President of Sun Life Asset Management Company, Inc. ("SLAMCI") (2011 to 2020) and Director and/or President of thirteen (13) Sun Life Prosperity Funds, i.e. Sun Life of Canada Prosperity Bond Fund, Inc., Sun Life of Canada Prosperity Balanced Fund, Inc., Sun Life of Canada Prosperity Philippine Equity Fund, Inc., Sun Life Prosperity Peso Starter Fund, Inc., (formerly, "Sun Life Prosperity Money Market Fund, Inc."), Sun Life Prosperity GS Fund, Inc., Sun Life Prosperity Dollar Advantage Fund, Inc., Sun Life Prosperity Dollar Abundance Fund, Inc., Sun Life Prosperity Dynamic Fund, Inc., Sun Life Prosperity Dollar Starter Fund, Inc., Sun Life Prosperity Philippine Stock Index Fund, Inc., Sun Life Prosperity Dollar Wellspring Fund, Inc., Sun Life Prosperity World Voyager Fund, Inc. and Sun Life Prosperity World Equity Index Feeder Fund, Inc. (2011 to 2020). She was also a Director and/or President of three (3) Grepalife Funds i.e. Grepalife Dollar Bond Fund Corporation, Grepalife Balanced Fund Corporation (formerly, "Grepalife Bond Fund Corporation"), and Grepalife Fixed Income Fund Corporation (2011 to 2018). Ms. Pama was formerly the President of the Sun Life Prosperity Funds and the Grepalife Funds (2011 to 2013).

She also served as the Chief Operating Officer of SLAMCI (2011 to 2012) before being appointed as its President in 2013. With over seven years as President of SLAMCI, Ms. Pama has made tremendous contributions by leading it into becoming the number one non-bank asset management company. Under her vision and leadership, the company achieved great milestones: growing from three (3) mutual funds to sixteen (16) mutual funds to over Php100 Billion in Assets Under Management (AUM), launch of the Sun Life Prosperity Card, expanding the sales force into having the most number of Mutual Fund-licensed advisors in the industry and garnering numerous awards from the Philippine Investment Funds Association (PIFA). Another noteworthy recognition for SLAMCI under her management was being

named the best asset management company for the Philippines from Euromoney's 2018 Private Banking and Wealth Management survey.

Ms. Pama is a veteran banker, having been in the industry for 20 years. She started her career with Citibank N.A. in 1990 as a Management Associate, wherein she obtained exposure in various segments of the business, assuming progressively senior roles over the years. She had worked in treasury/capital markets, loans, equity sales, customer funding sales, brokerage and money market sales. By the time she retired from Citibank N.A. in 2009, Ms. Pama was the President of Citicorp Financial Services and Insurance Brokerage Inc.

Prior to joining Sun Life, Ms. Pama was a Product Development consultant for ING Bank's Investment Management Group.

Ms. Pama was a member of the Board of Trustees of the Philippine Investment Funds Association (PIFA) from 2011 to 2020 and served as its Chairman from 2013 to 2015. This enabled her to represent the mutual fund industry in advocating investor literacy, customer protection and regulatory advancements to government agencies, key market players and the general public.

Ms. Pama is a graduate of the Ateneo de Manila University with a Bachelor of Science degree in Management Engineering. She obtained her Masters in Business Administration in International Business and Finance, with a minor in Business Economics from Katholieke Universiteit Leuven in Belgium. She was awarded With Distinction by the university for her exemplary academic performance on her final year.

ALELI ANGELA G. QUIRINO

Independent Director – (2017 to present)

Atty. Aleli Angela G. Quirino, 78 years old, is an Independent Director of Sun Life of Canada Prosperity Balanced Fund, Inc. (2009 to present); Sun Life Prosperity Dynamic Fund, Inc. (2012 to present); Sun Life Prosperity Dollar Starter Fund, Inc. (2017 to present); Sun Life Prosperity GS Fund, Inc.; Sun Life Prosperity Philippine Stock Index Fund, Inc.; Sun Life Prosperity Dollar Wellspring Fund, Inc.; Sun Life Prosperity World Voyager Fund, Inc.; Sun Life Prosperity Achiever Fund 2028, Inc.; Sun Life Prosperity Achiever Fund 2038, Inc.; Sun Life Prosperity Achiever Fund 2048, Inc.; and Sun Life Prosperity World Equity Index Feeder Fund, Inc. (2018 to present). She is also an Independent Director of the Grepalife Dollar Bond Fund Corporation, Grepalife Balanced Fund Corporation, and Grepalife Fixed Income Fund Corporation ("Grepalife Funds") (2011 to present).

Atty. Quirino is currently an Of Counsel of Angara Abello Concepcion Regala & Cruz Law Offices (ACCRA Law). She is the Chairman of First Line Healthcare Diagnostics Center, Inc. (2021 to present). She also serves as Director of ELC Beauty, Inc./Estee Lauder Phils. (2002 to present), among others. She also serves as a Director of Neo Pacific Property Management Corporation (2007 to present). She is the Vice-Chairman (2015 to present) of the Board of Trustees and Past President (2009 to 2015) of the Ateneo de Manila Law Alumni Association, Inc., and is a Trustee and Corporate Secretary of the Assumption College, Inc. (1996 to present). She is an Advisory Council Member for AIPPI of the Intellectual Property Association of the Philippines, Inc. (2012 to present). She is the Trustee-Treasurer (1998 to present) of the Intellectual Property Foundation, Inc. She is a Philippine Councillor of the Asian Patent Attorney Association (2004 to present). She is also the Past President of the ASEAN Intellectual Property Association (2017 to 2019) and the ASEAN Philippine Intellectual Property Association, Inc. (2015 to 2017). She is an EXCO member of the Association Internationale de la Propriete Intellectuelle (2004 to present).

Atty. Quirino received her Bachelor of Arts and Bachelor of Science in Education (magna cum laude) from Assumption College and Bachelor of Laws (with honors) from the Ateneo de Manila University.

CESAR LUIS F. BATE (outgoing)

Independent Director (November 2021 to present)

Mr. Cesar Luis F. Bate, 61 years old, is an Independent Director of twelve (12) Sun Life Prosperity Funds namely: Sun

Life of Canada Prosperity Bond Fund, Inc., Sun Life Prosperity Dollar Abundance Fund, Inc., Sun Life Prosperity Dollar Advantage Fund, Inc., Sun Life Prosperity Dynamic Fund, Inc., Sun Life of Canada Prosperity Philippine Equity Fund, Inc., Sun Life Prosperity Philippine Stock Index Fund, Inc., Sun Life Prosperity Peso Starter Fund, Inc., Sun Life Prosperity World Voyager Fund, Inc., Sun Life Prosperity Dollar Starter Fund, Inc., Sun Life Prosperity Dollar Wellspring Fund, Inc., Sun Life Prosperity World Equity Index Feeder Fund, Inc., and Sun Life Prosperity Achiever Fund 2028, Inc.

Currently, Mr. Bate is the Managing Director of LMN Advisors/Partners Inc. ("LMN"). He established the consultancy firm LMN in October 2006 after being a stockbroker for 20 years. Prior to LMN, Mr. Bate was head of the Philippine operations of Macquarie Securities Philippines from 2004 to 2006. From 1995 to 2004, he was President of Dutch-owned ING Securities Philippines which was the country's largest stock brokerage house for years under his ten-year tenure. Mr. Bate started his career as a stockbroker with the local house A&A Securities in 1987 and joined British-owned Baring Securities as Head of Philippine sales in 1992.

Mr. Bate is a registered and authorized salesman of A&A Securities, Inc. He is an Independent Director of RM Commercial REIT, Inc. (2021 to present) and Director of Acacia Lane, Inc. (1980 to present). He was also a Member of the Board of Trustees of Jose Rizal University (2007 to 2016).

Mr. Bate graduated with a Bachelor of Science in Management Engineering from Ateneo de Manila University in 1984.

OSCAR S. REYES

Independent Director (2021 to present)

Mr. Oscar S. Reyes, 76 years old, is an Independent Director of the Sun Life Prosperity Dollar Abundance Fund, Inc. (2006 to present); Sun Life Prosperity Dollar Advantage Fund, Inc. (2002 to present); Sun Life of Canada Prosperity GS Fund, Inc. (2011 to present); Sun Life Prosperity Dynamic Fund, Inc. (2012 to present); Sun Life of Canada Prosperity Balanced Fund, Inc.; Sun Life of Canada Prosperity Philippine Equity Fund, Inc.; Sun Life Prosperity Achiever Fund 2028, Inc.; Sun Life Prosperity Achiever Fund 2038, Inc.; Sun Life Prosperity Achiever Fund 2048, Inc.; and Sun Life Prosperity World Equity Index Feeder Fund, Inc. (formerly DECA Homebuilder Fund, Inc.) (2018 to present); Sun Life Prosperity Dollar Starter Fund, Inc. (July 2021 to present) and Sun Life Prosperity Peso Voyager Feeder Fund, Inc. (January 2022). He is also an Independent Director of the Grepalife Dollar Bond Fund Corporation, Grepalife Bond Fund Corporation, and Grepalife Fixed Income Fund Corporation ("Grepalife Funds") (2011 to present).

Mr. Reyes' other current positions are: member of the Advisory Board of PLDT, Inc. and Basic Energy Corporation; Member, Advisory Council of the Bank of the Philippine Islands; Chairman, Pepsi Cola Products Philippines, Inc.; Director of PXP Energy Corp. and PLDT Communications and Energy Ventures, Inc.; Independent Director of Cosco Capital Inc., D.M. Wenceslao & Associates Inc., Sun Life Financial Plans, Inc., Pioneer Life Inc., Pioneer Insurance & Surety Corporation, Pioneer Intercontinental Insurance, Philippine Dealing System Holdings Corp., Philippine Dealing & Exchange Corporation, Philippine Depository & Trust Corporation, Philippine Securities Settlement Corporation, Team Energy Corporation, among other firms.

He completed his Bachelor of Arts degree in Economics at the Ateneo de Manila University in 1965 (Cum Laude) and did post-graduate studies at the Ateneo Graduate School of Business, Waterloo Lutheran University in Ontario, Canada and the Harvard Business School in Boston, Massachusetts, USA.

TERESITA J. HERBOSA (incoming)

Independent Director

Atty. Teresita J. Herbosa, 71 years old, is currently an Independent Director of Sun Life of Canada Prosperity Bond Fund, Inc.; Sun Life Prosperity Peso Starter Fund, Inc. (July 2021 to present) and Sun Life Prosperity Peso Voyager Feeder Fund, Inc. (January 2022 to present). Presently, she is also a Director of Telecommunications Connectivity Inc. (December 2019 to present) and a member of the Board of Trustees of CHS Alumnae Foundation Inc. (March 2021 to present).

She was the Chairperson of the Securities and Exchange Commission ("SEC") from May 2011 to June 2018, and as such occupied other positions such as member of the Anti-Money Laundering Council, Chairperson of the Credit Information Corporation, the Microfinance NGO Regulatory Council, and the Capital Market Development Forum.

As SEC Chairperson, Atty. Herbosa was involved in the Asean Capital Markets Forum as Chair of its Committee on Corporate Governance responsible for the first Asean Top 50 Publicly Listed Companies. She initiated and proposed significant amendments to the Corporation Code of 1985 to Congress culminating in the enactment of the Revised Corporation Code in February 2019. She also participated in the passage of the Personal Property Securities Act.

As a consequence of the various reforms under Atty. Herbosa's leadership, for two consecutive years, 2015 and 2016, SEC emerged, based on two nationwide surveys, as no.1 in the sincerity rating particularly in the fight against corruption among 35 government agencies.

Prior to her SEC Chairmanship post, she engaged in the private practice of law at the Angara Abello Concepcion Regala & Cruz Law Offices ("ACCRALAW") specializing in litigation and dispute resolution for 33 years and often cited by foreign legal publications as one of the top litigation lawyers of the country.

In July 2019, she re-joined ACCRALAW as Of Counsel, and continues as MCLE and PHILJA lecturer, on corporation and other commercial laws. Presently, she has resumed teaching at UP LAW BGC, DLSU COL BGC and LPU COL Makati.

Atty. Herbosa co-authored in 2019 "The Revised Corporation Code of the Philippines Its Theories and Applications," and relatedly gives lectures. In line with her advocacy, she participated in the UNICEF-sponsored lecture series "Trainers' Course on Child Sensitive Investigation" for three years for more than 1,500 policemen and in the preparation of the video-taped materials shown at the PHILJA training of Family Court judges. She still lectures for PHILJA but this time on financial crimes and corporate and securities fraud.

She has written numerous law articles such as "Comments involving Crimes of Moral Turpitude" and the Foreword Vol 92 July 2019, for the Philippine Law Journal, others on various legal topics for the Philippine Star and contributed "Balancing Ethics and Regulation" for the FINEX anniversary publication "Ethics Black While or Gray" In 2018. From October 2019 to March 2020, she wrote a comprehensive training module for the investigation and prosecution of violations of the Securities Regulation Code in connection with the Anti-Money Laundering Act.

Atty. Herbosa finished AB Political Science cum laude at the University of the Philippines – Diliman, and her Bachelor of Laws cum laude and class salutatorian from the UP College of Law. She also has a Master of Comparative Law degree from the University of Michigan. In 2014, she was awarded the UP Distinguished Alumni Award for Public Service.

SHERWIN S. SAMPANG

Treasurer (November 2021 to present)

Mr. Sherwin S. Sampang, 42 years old, is the Treasurer of the Sun Life Prosperity Funds, i.e., the Sun Life Prosperity Dollar Abundance Fund, Inc.; Sun Life Prosperity Dollar Advantage Fund, Inc.; Sun Life of Canada Prosperity Balanced Fund, Inc.; Sun Life of Canada Prosperity Bond Fund, Inc.; Sun Life Prosperity Dynamic Fund, Inc.; Sun Life of Canada Prosperity Philippine Equity Fund, Inc.; Sun Life Prosperity GS Fund, Inc.; Sun Life Prosperity Peso Starter Fund, Inc.; Sun Life Prosperity Philippine Stock Index Fund, Inc.; Sun Life Prosperity Dollar Wellspring Fund, Inc.; Sun Life Prosperity World Voyager Fund, Inc.; Sun Life Prosperity Dollar Starter Fund, Inc.; Sun Life Prosperity World Equity Index Feeder Fund, Inc.; Sun Life Prosperity Achiever Fund 2028, Inc.; Sun Life Prosperity Achiever Fund 2038, Inc.; Sun Life Prosperity Achiever Fund 2048, Inc.; and Sun Life Prosperity Peso Voyager Feeder Fund, Inc. (January 2022 to present)

Mr. Sampang is also the Treasurer of Sun Life Financial Plans, Inc. (October 2017 to present). Concurrently, he is Sun Life PH's Head of Financial Planning and Analysis and Treasurer of Sun Life Asset Management Company, Inc. His previous positions in Sun Life include Head of Accounting & Controllorship (November 2018 to September 2021) and Head of Finance Systems, Processes and Internal Controls (September 2016 to October 2018).

Mr. Sampang has over 21 years of local and international experience in Finance and Audit. He was the Chief Financial Officer/Head of Finance of QBE Seaboard Insurance Philippines, Inc., prior to joining Sun Life. His experience includes financial management leadership covering financial reporting, budgeting, forecasting, business insights, strategic planning, cost management, business process re-engineering, taxation and treasury. Prior to QBE Seaboard, he was a Director in the assurance practice of PwC Philippines and has acquired extensive international exposure from his 18-month secondment with Deloitte in Boston, MA, USA. He graduated with a degree in Bachelor of Science in Accountancy from Far Eastern University and attended the Management Development Program of the Asian Institute of Management. He maintains active membership in the Philippine Institute of Certified Public Accountants (PICPA).

JEMILYN S. CAMANIA

Compliance Officer and Data Protection Officer (April 2020 to present)

Atty. Jemilyn S. Camania is the Chief Compliance Officer of the seventeen Sun Life Prosperity Funds, i.e., Sun Life of Canada Prosperity Balanced Fund, Inc., Sun Life of Canada Prosperity Bond Fund, Inc., Sun Life of Canada Prosperity Philippine Equity Fund, Inc., Sun Life Prosperity Dollar Abundance Fund, Inc., Sun Life Prosperity Dollar Advantage Fund, Inc., Sun Life Prosperity Dollar Starter Fund, Inc., Sun Life Prosperity GS Fund, Inc., Sun Life Prosperity Peso Starter Fund, Inc., Sun Life Prosperity Dynamic Fund, Inc., Sun Life Prosperity Philippine Stock Index Fund, Inc., Sun Life Prosperity Dollar Wellspring Fund, Inc., Sun Life Prosperity World Voyager Fund, Inc., Sun Life Prosperity World Equity Index Feeder Fund, Inc., Sun Life Prosperity Achiever Fund 2028, Inc., Sun Life Prosperity Achiever Fund 2038, Inc., Sun Life Prosperity Achiever Fund 2048, Inc. (01 April 2020 to present), and Sun Life Prosperity Peso Voyager Feeder Fund, Inc. (January 2022 to present). She is also the Chief Compliance Officer of Sun Life of Canada (Philippines), Inc.; Sun Life Financial Plans, Inc.; Sun Life Asset Management Company, Inc.; and Sun Life Financial – Philippines Foundation.

Atty. Camania started at Sun Life of Canada (Philippines), Inc. as Assistant Counsel (2004 to 2007), Counsel (2007 to 2011), Senior Counsel (2011 to 2012), and Deputy General Counsel (2012 to 2020) and Head of General Corporate Services (2016 to 2020). She also served as Senior International Counsel for Sun Life Asia (2016 to 2020). She also served as Corporate Secretary of Sun Life of Canada (Philippines), Inc. (2010 to 2020); Sun Life Financial Plans, Inc. (2010 to 2020); Sun Life Asset Management Company, Inc. (2005 to 2020); Sun Life Financial Philippine Holding Company, Inc. (2012 to 2020); Sun Life Financial – Philippines Foundation (2012 to 2020); the sixteen Sun Life Prosperity Funds i.e., Sun Life of Canada Prosperity Balanced Fund, Inc., Sun Life of Canada Prosperity Bond Fund, Inc., Sun Life of Canada Prosperity Philippine Equity Fund, Inc., Sun Life Prosperity Dollar Abundance Fund, Inc., Sun Life Prosperity Dollar Advantage Fund, Inc., Sun Life Prosperity Dollar Starter Fund, Inc., Sun Life Prosperity GS Fund, Inc., Sun Life Prosperity Money Market Fund, Inc., (2005 to 2020), Sun Life Prosperity Dynamic Fund, Inc. (2012 to 2020), Sun Life Prosperity Philippine Stock Index Fund, Inc., Sun Life Prosperity Dollar Wellspring Fund, Inc., Sun Life Prosperity World Voyager Fund, Inc. (2015 to 2020), Sun Life Prosperity World Equity Index Feeder Fund, Inc., and Sun Life Prosperity Achiever Fund 2028, Inc., Sun Life Prosperity Achiever Fund 2038, Inc., and Sun Life Prosperity Achiever Fund 2048, Inc. (2018 to 2020); Grepalife Asset Management Corporation (2011 to 2020); the three Grepalife Mutual Funds i.e., Grepalife Balanced Fund Corporation, Grepalife Dollar Bond Fund Corporation and Grepalife Fixed Income Fund Corporation (2011 to 2020); and the Assistant Corporate Secretary of Sun Life Grepa Financial, Inc. (2011 to 2020). Prior to joining Sun Life, she worked as an Associate at the Cayetano Sebastian Ata Dado & Cruz Law Offices (2001 to 2004).

Atty. Camania received her Bachelor of Arts in Psychology (1992) and Bachelor of Laws (2001) degrees from the University of the Philippines (Diliman). She passed the Bar Examinations in 2002. She is also a Fellow, Life Management Institute (2010), Professional, Customer Service (with honors) (2011), and Associate, Insurance Regulatory Compliance (2014) of the Life Office Management Association (LOMA).

ANNA KATRINA C. KABIGTING-IBERO

Corporate Secretary (April 2020 to present)

Atty. Anna Katrina C. Kabigting-Ibero is the Corporate Secretary of the seventeen Sun Life Prosperity Funds i.e., Sun Life of Canada Prosperity Balanced Fund, Inc., Sun Life of Canada Prosperity Bond Fund, Inc., Sun Life of Canada Prosperity Philippine Equity Fund, Inc., Sun Life Prosperity Dollar Abundance Fund, Inc., Sun Life Prosperity Dollar

Advantage Fund, Inc., Sun Life Prosperity Dollar Starter Fund, Inc., Sun Life Prosperity Dynamic Fund, Inc., Sun Life Prosperity Philippine Stock Index Fund, Inc., Sun Life Prosperity GS Fund, Inc., Sun Life Prosperity Peso Starter Fund, Inc. (formerly Sun Life Prosperity Money Market Fund, Inc.), Sun Life Prosperity Dollar Wellspring Fund, Inc., Sun Life Prosperity World Voyager Fund, Inc., Sun Life Prosperity World Equity Index Feeder Fund, Inc., Sun Life Prosperity Achiever Fund 2048, Inc., Sun Life Prosperity Achiever Fund 2038, Inc., Sun Life Prosperity Achiever Fund 2028, Inc., (April 2020 to present), Sun Life Prosperity Peso Voyager Feeder Fund, Inc. (January 2022 to present), and the three Grepalife Mutual Funds i.e., Grepalife Balanced Fund Corporation, Grepalife Dollar Bond Fund Corporation and Grepalife Fixed Income Fund Corporation, (April 2020 to present). She is also the Corporate Secretary of Sun Life of Canada (Philippines), Inc., Sun Life Asset Management Company, Inc., Sun Life Financial Plans, Inc., Grepalife Asset Management Corporation, Sun Life Financial Philippine Holding Company, Inc., Sun Life Financial – Philippines Foundation, Inc., and Assistant Corporate Secretary of Sun Life Grepa Financial, Inc. (April 2020 to present). She was appointed as Corporate Secretary of Sun Life Investment Management and Trust Corporation last September 2020.

Prior to joining Sun Life in 2014, Atty. Ibero worked as an Associate Lawyer at the David Cui-David Buenaventura and Ang Law Offices (2006 to 2010). She later joined the Bank of the Philippine Islands as Legal and Compliance Officer of the Bank's Asset Management and Trust Group (2010 to 2014).

Atty. Ibero received her Bachelor of Arts Major in Legal Management (2000) and Bachelor of Laws (2005) from the University of Santo Tomas. She was called to the Bar in 2006.

FRANCES IANNA S. CANTO

Assistant Corporate Secretary (September 2020 to present)

Atty. Frances Ianna S. Canto is the Assistant Corporate Secretary of the seventeen Sun Life Prosperity Funds i.e., Sun Life of Canada Prosperity Balanced Fund, Inc., Sun Life of Canada Prosperity Bond Fund, Inc., Sun Life of Canada Prosperity Philippine Equity Fund, Inc., Sun Life Prosperity Dollar Abundance Fund, Inc., Sun Life Prosperity Dollar Advantage Fund, Inc., Sun Life Prosperity Dollar Starter Fund, Inc., Sun Life Prosperity Dynamic Fund, Inc., Sun Life Prosperity Philippine Stock Index Fund, Inc., Sun Life Prosperity GS Fund, Inc., Sun Life Prosperity Peso Starter Fund, Inc. (formerly Sun Life Prosperity Money Market Fund, Inc.), Sun Life Prosperity Dollar Wellspring Fund, Inc., Sun Life Prosperity World Voyager Fund, Inc., Sun Life Prosperity Achiever Fund 2048, Inc., Sun Life Prosperity Achiever Fund 2038, Inc., Sun Life Prosperity Achiever Fund 2028, Inc., Sun Life Prosperity World Equity Index Feeder Fund, Inc., and Sun Life Prosperity Peso Voyager Feeder Fund, Inc. (January 2022 to present). She is also the Assistant Corporate Secretary of Sun Life Asset Management Company, Inc. and Sun Life Investment Management and Trust Corporation (September 2020 – present).

Prior to joining Sun Life in May 2020, Atty. Canto worked as a Legal and Compliance Officer of Manulife Philippines (March 2017), where she also served as Assistant Corporate Secretary and Alternate Data Protection Officer. Before joining Manulife, Atty. Canto briefly worked as a consultant with the Office of the Secretary of the Climate Change Commission and prior to that, as an Associate Lawyer at the Medialdea Ata Bello and Suarez Law Office (2013-2016).

Atty. Canto received her Juris Doctor degree from the Ateneo de Manila University. She was admitted to the Bar in May 2014.

RIA V. MERCADO

Risk Officer (2017 to present)

Ms. Ria V. Mercado, 46 years old, has been the Head of Risk Management of Sun Life Philippines since 2015. She is also the Risk Officer of the seventeen Sun Life Prosperity Funds i.e., Sun Life of Canada Prosperity Balanced Fund, Inc., Sun Life of Canada Prosperity Bond Fund, Inc., Sun Life of Canada Prosperity Philippine Equity Fund, Inc., Sun Life Prosperity Dollar Abundance Fund, Inc., Sun Life Prosperity Dollar Advantage Fund, Inc., Sun Life Prosperity Dollar Starter Fund, Inc., Sun Life Prosperity Dynamic Fund, Inc., Sun Life Prosperity Philippine Stock Index Fund, Inc., Sun Life Prosperity GS Fund, Inc., Sun Life Prosperity Money Market Fund, Inc., Sun Life Prosperity Dollar Wellspring Fund, Inc., Sun Life Prosperity World Voyager Fund, Inc., Sun Life Prosperity World Equity Index Feeder Fund, Inc., Sun Life Prosperity Achiever Fund 2028, Inc., Sun Life Prosperity Achiever Fund 2038, Inc., Sun Life Prosperity Achiever Fund

2048, Inc., (2015 to present), Sun Life Prosperity Peso Voyager Feeder Fund, Inc. (January 2022 to present), and the three Grepalife Mutual Funds i.e., Grepalife Balanced Fund Corporation, Grepalife Dollar Bond Fund Corporation and Grepalife Fixed Income Fund Corporation, (July 2019 to present). She is also the Risk Officer of Sun Life Asset Management Company, Inc., Grepalife Asset Management Corporation, Sun Life of Canada (Philippines), Inc., Sun Life Grepa Financial, Inc. (July 2015 to present) and Sun Life Financial – Philippines Foundation, Inc. (December 2019 to present).

Prior to joining Sun Life in 2015, she was with Deutsche Knowledge Services (DKS), where she was Debt and Client Risk & Control Lead. In this capacity, she was responsible for risk and control initiatives and for proactively identifying and mitigating operations risks through quality assurance initiatives. Prior to DKS, she was with Standard Chartered Bank where she rose from Graduate Associate to AVP – Unit Operational Risk Manager.

Ms. Mercado holds a Master in Business Management degree from the Asian Institute of Management. She is a BS Business Administration graduate of the University of the Philippines (Diliman).

1. Independent Directors. Nominees for Independent Directors were nominated Management to the Corporate Governance Committee. The nomination is in accordance with the guidelines and requirements set in the Securities and Exchange Commission (SEC) Memorandum Circular Nos. 24 (s. 2019) and 16 (s. 2002) and SRC Rule 38. Qualifications of Directors as enumerated in said circulars are strictly followed.

2. Nomination Process. The Corporate Governance Committee, composed of Atty. Quirino as Chairman and Mr. Sison and Mr. Bate as Members, pre-screens and shortlists all candidates nominated to become a member of the Board of Directors in accordance with the qualifications and disqualifications of the regulations named above and in accordance with the procedure outlined in the Company's Manual on Corporate Governance ("Manual").

Except for committee members who are independent directors themselves, none of the members of the Corporate Governance Committee are related to the independent directors. The following Final List of Candidates to the 2022 Board of Directors has been approved:

- 2.1 Ms. Valerie N. Pama
- 2.2 Mr. Benedicto C. Sison
- 2.3 Atty. Aleli Angela G. Quirino
- 2.4 Atty. Teresita J. Herbosa
- 2.5 Mr. Oscar S. Reyes

Unless marked otherwise, proxies received will be voted for the election of each of the nominees stated in the proxy form.

b. Incorporators. The incorporators of the Company are: Rizalina G. Mantaring, Benedicto C. Sison, Valerie N. Pama, Oscar M. Orbos , and Aleli Angela G. Quirino.

c. Significant Employees. The Company has no significant employees.

d. Family Relationships. There are no family relationships up to the fourth civil degree either by consanguinity or affinity among directors, executive officers, or persons nominated by the Company to become its directors or executive officers.

e. Involvement in Certain Legal Proceedings. None of the directors or persons nominated to become directors or executive officers of the Company has been involved during the past five (5) years in any legal proceeding which is material to an evaluation of their ability or integrity to serve as such, including, bankruptcy petition, conviction by final judgment, being subject to any order, judgment or decree, or violation of a securities or commodities law.

f. Certain Relationships and Related Transactions. The Company is not involved in any transaction or series of similar transactions, proposed or otherwise, with or involving any of its subsidiaries in which a director, executive

officer, or stockholder owns ten percent (10%) or more of total outstanding shares and members of their immediate family had or is to have a direct or indirect material interest during the last two (2) years.

g. Parent of the Company. The Company does not have a parent company.

h. Disagreement of Directors and Executive Officers. None of the directors has resigned or declined to stand for re-election to the Board of Directors since the date of the last annual meeting of security holders because of a disagreement with the Company on any matter relating the Company's operations, policies, or practices.

i. Compliance with Leading Practices on Corporate Governance. All of the directors and officers of the Company have attended a seminar on corporate governance given by a SEC-accredited provider. They attend a yearly training on Corporate Governance by a reputable provider, including topics global trends and best practices.

The Board reviews and updates its Manual on Corporate Governance at least annually to ensure that it is kept abreast of global leading practices and principles on good corporate governance. On a yearly basis, the Board Directors each accomplishes a Board Effectiveness Questionnaire to evaluate themselves as individual Directors and as a Board, to determine their skills and level of compliance with the Manual, as well as recommend changes to the Manual and Committee charters. This ensures that they remain independent and effective in implementing their respective mandates and discharging their duties and responsibilities. As a result of the recommendations from the Board on how to better improve Corporate Governance, they now hold a confidential meeting to discuss strategy every year.

The Company also has robust and effective risk management policies and procedures in place to identify, mitigate and manage risks arising from the Company's operations. On a yearly basis, the Company's Compliance Officer issues a Certification which confirms that the Company substantially adopted all the provisions in the Manual of Corporate Governance, as prescribed by the SEC. Accounts of deviation, if any, are duly reported by the Compliance Officer, as necessary.

Item 6. Compensation of Directors and Executive Officers

a. Compensation of Executive Officers. The executive officers of the Company do not receive any form of compensation from their appointment up to the present.

b. Compensation of Directors. The Fund's executive officers and directors who are officers and/or employees of SLOCPI and/or SLAMCI do not receive any form of compensation as such from the time of their appointments up to the present.

The Fund's directors who are not officers and/or employees of SLOCPI and/or SLAMCI (i.e., "Independent Directors") receive a per diem for their attendance at regular or special meetings of the Board at the rate of PHP 20,000.00 per meeting per Independent Director (the Fund has three [3] Independent Directors). There are no other forms of compensation which such Independent Directors are entitled to receive for meetings attended, other than said per diem and a retainer's fee not to exceed PHP 15,000.00 per quarter. Payment of such retainer's fee shall be shared by the Fund with the other Sun Life Prosperity Funds which the Independent Director also serves, provided that each Independent Director shall receive only a maximum of PHP 15,000.00 per quarter from all the Sun Life Prosperity Funds combined. There are no standard arrangements, employment contracts, termination of employment, change-in-control or other arrangements with the directors. Such remuneration to be paid for by the Fund may be adjusted in the future as may be warranted by existing fund levels and other factors.

Total per diem received by the Fund's directors for the year 2021 and 2020 are US\$7,976 and US\$ 6,362, respectively.

The Board has four (4) regular quarterly meetings for 2021, including the organizational board meeting after the annual shareholders' meeting. For the four (4) meetings and with three (3) members of the Board who are external directors entitled to receive per diem, the Fund forecasts a total directors' per diem of PHP 240,000 (approximately US\$ 4,706) for the year 2022. The external directors are also forecasted to receive a total of PHP 15,455 (approximately US\$ 303) as retainer's fees for 2022.

c. Employment Contracts and Termination of Employment and Change-in-Control Arrangements. Other than that previously stated, there are no other standard or consulting arrangements or any compensatory plan relating to resignation/retirement by which directors and officers are to be compensated.

Item 7. Independent Public Accountants. Navarro Amper and Co./Deloitte Touche Tohmatsu served as the Company's principal accountants and external auditors since its incorporation. The signing partner Mr. Joeffrey Mark Ferrer, who has served in said capacity since 2020. The same auditors are being recommended for re-election at the scheduled annual shareholders' meeting. Representatives of the said firm are expected to be present at the upcoming annual shareholders' meeting to respond to appropriate questions and to make a statement if they so desire.

In compliance with SRC Rule 68, As amended, the Company intends to change external auditors or audit engagement partners, at least once every five (5) years.

Audit and Audit-Related Fees. For 2021 and 2020, aggregate fees billed for professional services rendered by the external auditor for the audit of the Fund's annual financial statements and services normally provided by external auditors in connection with statutory and regulatory filings amounted to US\$2,936 and US\$ 7,562, respectively, inclusive of VAT and out-of-pocket expenses. Audit Fees include payments for agreed-upon procedures and legal assistance for the application of ACS Increase of the Fund. There were no other payments made to the auditor for any other service, including assurance, tax and related services.

The Company's Audit and Compliance Committee hears the client service plan and service fee proposal presented by the external auditor and recommends such for the approval of the Board of Directors if found acceptable. Said Committee is composed of the following: Atty. Quirino as Chairman and Mr. Reyes and Mr. Bate as Members.

Item 8. Compensation Plans. No action is to be taken with respect to any plan pursuant to which cash or non-cash compensation may be paid or distributed to its directors or employees.

C. ISSUANCE AND EXCHANGE OF SECURITIES

Item 9. Authorization or Issuance of Securities Other than for Exchange. No action is to be taken with respect to the authorization or issuance of any securities otherwise than for exchange for outstanding securities of the Company.

Item 10. Modification or Exchange of Securities. No action is to be taken with respect to the modification of any class of securities of the Company, or the issuance or authorization for issuance of one class of securities of the Company in exchange for outstanding securities of another class.

Item 11. Financial and Other Information. No actions to be taken with respect to items 9 or 10. Report on Management's Discussion is attached as part of the annexes to SEC Form Definitive 20-IS.

Item 12. Mergers, Consolidations, Acquisitions and Similar Matters. No action is to be taken with respect to any transactions involving the: 1. merger or acquisition of the Company into or with any other person or any other person into or with the Company; 2. acquisition of the Company or any of its security holders of securities of another person; 3. acquisition by the Company of any other going business or of the assets thereof; 4. sale or other transfer of all or any substantial part of the assets of the Company; or 5. liquidation or dissolution of the Company.

Item 13. Acquisition or Disposition of Property. No action is to be taken with respect to the acquisition or disposition of any property.

Item 14. Restatement of Accounts. No action is to be taken with respect to the restatement of any asset, capital or surplus account of the Company.

D. OTHER MATTERS

Item 15. Action with Respect to Reports. The minutes of the meeting and related records are available for inspection by any shareholder at the office of the Company during business hours. Management recommends a vote FOR the approval of the minutes of the 2021 Shareholders' Meeting held on 14 July 2021. Also submitted for approval is the Annual Report (SEC Form 17A) and the audited Financial Statements for the year ended 31 December 2021 and the Quarterly Report for the First Quarter (SEC Form 17Q1).

Item 16. Matters Not Required to be Submitted. No action is to be taken with respect to any matter which is not required to be submitted to a vote of security holders.

Item 17. Amendment of Charter, Bylaws, or Other Documents. With respect to amendment of the Company's charter, by-laws, or other documents, Management proposes that stockholders representing majority of the outstanding capital stock approve the amendment of the Articles of Incorporation and the By-Laws to reflect the following:

1. Article II (Primary Purpose) and Article II, paragraph 1 (ii), and paragraph 6 (Secondary Purpose) of the Articles of Incorporation to align with the Investment Company Act and its Implementing Rules and Regulations. The proposed amendment is as follows:

"SECOND: That the purposes for which ~~said~~ the corporation is formed are:

PRIMARY PURPOSE To issue its own securities and offer them for sale to the public, to offer for sale, sell, or deliver after sale, any security or any interest in a security, whether issued by it or by another person, to invest, reinvest, or trade in securities, or other investment assets as may be allowed by the Investment Company Act and its implementing rules and regulations or any amendments thereto, to purchase, redeem, retire, or otherwise acquire or attempt to acquire any security, and while the owner thereof, to exercise all the voting rights and incidents or ownership, including the right to vote the same and to receive, collect, and dispose of the interests, dividends, and income therefrom, to do any and all things which may be useful in connection with or incidental to the conduct of such business, and generally to carry on the business of an open-end investment company in all the elements and details thereof.

SECONDARY PURPOSES

1. To exercise in respect of all shares of stock and/or other securities from time to time owned and held by and for its account xx and to do any and all acts xxx including without limiting the generality of the foregoing, the power (i) xxx (ii) ~~to acquire or become interested in any such securities by underwriting, syndicate participation or otherwise;~~ xxx

xxx

6. Subject to the borrowing limitations set forth in the Implementing Rules and Regulations of the Investment Company Act, to borrow or raise money necessary to meet the financial requirements of the corporation by the issuance of bonds, promissory notes, and other evidences of indebtedness, and to secure the repayment thereof by mortgage, pledge, deed of trust or lien upon the properties of the corporation, or to issue, pursuant to law, shares of the capital stock, debentures, bonds, warrants, notes, or other evidences of indebtedness in payment for the properties acquired by the corporation or for money borrowed in the prosecution of its business."

2. Article II, paragraph 9 (Secondary Purpose) of the Articles of Incorporation from the "Corporation Law" to "Revised Corporation Code". The proposed amendment is as follows:

"SECONDARY PURPOSES

xxx

9. The foregoing clauses shall each be construed as purposes and powers and the matters expressed in each clause or any part of any clause shall in no wise be limited by reference to or inference from any other clause or any other part of the same clause shall be regarded as independent purposes and powers, and the enumeration of specific purposes and powers shall not be construed to limit or restrict in any manner the meaning of the general purposes and powers of the corporation nor shall the expression of one thing be deemed to exclude another, although it be of like nature, not expressed. Likewise, the purposes and powers specified herein shall not be regarded in any manner as a limitation of the powers granted or allowed to and exercisable by this corporation under the ~~Corporation Law~~ Revised Corporation Code and other statutes of the Republic of the Philippines."

3. Article VII of the Articles of Incorporation to align the conditions for the redemption of shares by a shareholder with the Investment Company Act, its Implementing Rules and Regulations, and other applicable issuances of the Securities and Exchange Commission. The proposed amendment is as follows:

"SEVENTH: (a) That the capital stock of said corporation is Twelve Million Pesos (PhP 12,000,000.00), Philippine Currency, and said capital stock is divided into Twelve Million shares (12,000,000 shares) at the par value of One Peso (PhP 1.00) per share.¹

(b) That the holder of any share of stock of the Corporation upon its presentation to the Corporation or to any of its duly authorized representatives, is entitled to receive by way of redemption approximately his proportionate share of the Corporation's current net assets or the cash equivalent thereof, i.e., the current net asset value, subject to existing laws and the By-Laws of the Corporation. Provided, however, that no such redemption may be made only for the grounds allowed under Rule 10.4 of the Investment Company Act (ICA) and its Implementing Rules and Regulations (IRR), as amended by Securities and Exchange Commission Memorandum Circular No. 33 series of 2020, and for the period provided under Rule 10.5 of the ICA IRR, as such regulations may be further amended from time to time. ~~unless the remaining unimpaired capital of the Corporation shall be at least P1,000,000.00 or 50% of its outstanding liabilities to the creditors of the Corporation, whichever is higher.~~ Provided, further that redemption may be suspended during any of the periods specified under the By-Laws and under any applicable laws and regulations

(c) To contract the advisory services of an asset management company to execute any and all of the objectives of the corporation. To ensure that whenever the Corporation initiates a change in the asset management company providing the advisory services, shareholders will have the right to redeem within 7 days their shares free of any fees and/or charges during a period of 45 (Forty-Five) days after the change in asset management company is effected ~~at least~~ at the net asset value prevailing on the day in which the new asset management company takes over the management of the fund computed in accordance with the Investment Company Act and its Implementing Rules and Regulations, as may be amended from time to time, other applicable issuances of the Securities and Exchange Commission, and other applicable laws and regulations."

(d) No stockholder shall, because of his ownership of stock, have a pre-emptive or other right to purchase, subscribe for, or take any part of any stock or any other securities convertible into or carrying options or warrants to purchase stock of the Corporation. Any part of such stock or other securities may at any time be issued, auctioned for sale, and sold or disposed of by the Corporation pursuant to resolution of its Board of Directors, to such persons and upon such terms as may so such Board seem proper, without first offering such stock or securities or any part thereof to existing stockholders."

4. Article VIII of the Articles of Incorporation to add a description of the features of the Company's shares. The proposed amendment is as follows:

"EIGHTH: That the amount of said capital stock which has been actually subscribed is One Million Five Hundred Thousand Pesos (Php 1,500,000) and the following persons have subscribed for the number of shares and amount of capital stock set out after their respective names:

NAME	NATIONALITY	No. of Shares Subscribed	AMOUNT SUBSCRIBED
Sun Life Asset Management Company, Inc.	Dutch	1,499,995	Php 1,499,995
Rizalina G. Mantaring	Filipino	1	1
Benedicto O. Sison	Filipino	1	1
Valerie N. Pama	Filipino	1	1
Oscar M. Orbos	Filipino	1	1
Aleli Angela G. Quirino	Filipino	1	1
Total		1,500,000	Php 1,500,000

FEATURES OF THE SHARES:

Common – Voting – with Par Value – Redeemable

The pre-emptive right of all stockholders to all issues or disposition of shares in proportion to their respective shareholdings shall be denied."

- Article I, Sections 1 (Annual Meetings) and 2 (Special Meetings) of the By-Laws to allow for the holding of the stockholders meeting via remote communication; Section 2 (Special Meetings) to align with the Section 49 of the Revised Corporate Code.. The Proposed amendment is as follows:

"SECTION 1. Annual Meetings. – The annual meeting of the stockholders shall be held at the principal office of the Corporation, or via remote communication, every fourth Wednesday of June of each year or on such other date as the board of directors may determine, unless such day is a legal holiday, in which case it shall be held on the next business day following.

SECTION 2. Special Meetings. – Special meetings of the stockholders, held at the principal office of the Corporation or via remote communication, may be called by the President of the Corporation, or by order of a majority of the board of directors, whenever such is deemed necessary; ~~and it shall be the duty of the President and/or of the board to order and call such special meetings whenever the holders of record of not less than ten (10%) per centum of the outstanding capital stock of the Corporation with voting privileges shall in writing so request; a stockholder may likewise propose the holding of a special meeting and items to be included in the agenda."~~

- Article I, Section 6 (Voting) of the By-Laws to provide for the use of remote communication or in absentia in the conduct of regular and special stockholders' meetings and on the manner of voting in accordance with the Revised Corporation Code. The Proposed amendment is as follows:

"SECTION 6. Voting. – At every stockholders' meeting, every stockholder entitle to vote shall be entitled to one vote for each share of stock registered in his name in the books of the Corporation; provided, however, that in the case of the election of directors, every stockholder entitled to vote shall be entitled to cast his vote, at his option, in accordance with the provisions of the law or regulations. Every stockholder entitled to vote may vote personally, by remote communication or in absentia, or by proxy. The instrument authorizing a proxy to act shall be exhibited to the secretary of the Corporation, and shall be lodged with the said secretary if so required. The proxy instrument shall have the same legal effect or validity, regardless of whether it is accomplished, transmitted, recorded, processed, or stored as a physical or electronic document.

In the election of members of the board, the five nominees receiving the highest number of votes shall be declared elected."

7. Article II, Section 1 (Board of Directors) of the By-Laws to include the requirement that at least twenty percent (20%) of the Board of Directors must be composed of independent directors. The Proposed amendment is as follows:

"SECTION 1. Board of Directors. – Unless otherwise provided in the law, the corporate powers of the Corporation are exercised, its business conducted and its properties controlled and held, by a board of directors consisting of five members elected from among the stockholders of the Corporation, said members so elected to hold their office for one year and until their successors are elected annually by the stockholders during their annual meeting or adjournment thereof, or at any special meeting called for the purpose. The Board of Directors shall be composed of at least two (2) Independent Directors or such number as to constitute at least one-third (1/3) of the members of the Board, whichever is higher.

After their election, the members of the board of directors shall elect from among themselves a Chairman of the board and a President. They shall also elect a Secretary who need not be a member of the board.

A member of the board may be removed from office in accordance with the provisions of applicable laws."

8. Article II, Section 2 (Meetings) of the By-Laws to align the period for the notice of meeting of the directors with the Revised Corporation Code The Proposed amendment is as follows:

"SECTION 2. Meetings. – The board shall hold meetings when necessary, upon call of the Chairman of the board or upon request of at least three of its members. Notice of the meeting shall be mailed to each director at his last known address, or delivered to him personally, or left at his office, or transmitted by fax, telephone or electronically ~~not less than twenty-four hours previous to the hour of~~ at least two (2) days prior the meeting and in the case of members of the board residing abroad, notice of the meeting shall be given by fax or e-mail. The notice shall specify the date, hours, and place of the meeting."

9. Article II, Section 4 (Compensation) of the By-Laws to expressly state that directors and prohibited from participating in the determination of their own per diems or compensation The Proposed amendment is as follows:

"SECTION 4. Compensation. – For each attendance at any meeting of the board, a member of the board is entitled to a fee in such amount as may be determined by the board, which shall take the industry practice into consideration. The Director/s shall not participate in the determination of their own per diems or compensation."

10. Article II, Section 5 (Vacancy) of the By-Laws to align with the Revised Corporation Code on the vacancies in the Board of Directors. The Proposed amendment is as follows:

"SECTION 5. Vacancy. – In case any vacancy or vacancies occur on the board during the period between two annual meetings of stockholders, ~~due to the death, resignation or other causes~~ for causes other than by removal or by expiration of term, the remaining members of the board, if still constituting a quorum, may fill said vacancy or vacancies by electing from among the stockholders, and the stockholder or stockholders so elected shall act as member or members of said board until the election of a new board of directors."

11. Article IV, Section 1 (Committees) of the By-Laws to ensure compliance with applicable rules on the composition of committees, changing or discharging of its members, and filling in vacancies. The Proposed amendment is as follows:

"SECTION 1. Committees. – The board of directors may, by resolution or resolutions, designate one or more committees which, to the extent provided in said resolution or resolutions or in these by-laws, shall have and may exercise any of the powers of the board of directors in the management of the business and affairs of the Corporation. Such committee or committees shall have such names or names as may be determined from time to time by resolution adopted by the board of directors. Each committee shall keep regular minutes of its proceedings and report the same to the board when required. Subject to applicable rules and regulations of the Securities and Exchange Commission with respect to board committees, such as Section 38.8.1 of the Implementing Rules and Regulations (IRR) of the Securities Regulation Code (SRC), as may be amended from time to time, the board of directors shall have the power to change the members of any such committee at any time, to fill vacancies and to discharge any such committee members either with or without cause."

12. Article IV, Section 2 (Advisory Board) of the By-Laws on the deletion of the Advisory Board. The Proposed amendment is as follows:

~~"SECTION 2. Advisory Board. – There may be an Advisory Board of any number of individuals appointed by the board of directors who may meet at stated times or on notice to all by any one of their own number or by the President of the Corporation. The Advisory Board will have no power to require the Corporation to make any specific action. Its purpose is solely to consider matters of general policy and to make recommendations along such lines to the board of directors. Each member of the Advisory Board shall receive such remuneration as the board of directors shall, from time to time, fix by resolution."~~

[THE WHOLE SECTION 2 IS DELETED]"

13. Article VI, Section 1 (b) (Management Contracts) of the By-Laws to align with the Investment Company Act and its Implementing Rules and Regulations. The Proposed amendment is as follows:

"SECTION 2. Management Contracts. – xxx

(b) Any management contract whereby, subject to the control of the board of directors of the Corporation, the investment portfolio of the Corporation shall be manage or supervised by the other party to such contract, shall provide, among other things, that such management contract shall be automatically terminated in the event it is assigned to such other party. Nothing herein contained, however, shall be construed to prevent the other party to a management contract, with the knowledge and consent of the board of directors of this Corporation from contracting in turn for investment counselling with respect to any or all of the portfolio subject to the rules of the Investment Company Act Rule 5.1.6 or any amendments thereto on Outsourcing or Delegation of Functions of the Fund Manager, and other applicable issuances of the Securities and Exchange Commission."

14. Article VI, Section 2 (Distribution Contracts) of the By-Laws to align with the Investment Company Act and its Implementing Rules and Regulations. The Proposed amendment is as follows:

"SECTION 2. Distribution Contract. – (a) The Board of Directors may, at any time and from time to time, contract with any or more than one corporation or firm, appointing it or them as the distributor(s) or underwriter(s) for the securities issued by the Corporation in a manner not to contravene the applicable laws and regulations. If deemed beneficial to the Corporation by the

Board of Directors and subject to applicable laws and regulations, such distribution contract and the management contract referred to in Section 1 of this Article VI may be entered into with any one corporation or firm. Any outsourcing or delegation of the fund distributor duties shall be subject to compliance with the requirements of the Implementing Rules and Regulations (IRR) of the Investment Company Act (ICA), as may be amended from time to time.

(b) Except where allowed by the applicable laws or regulations, the Corporation shall not issue or sell any of the shares of stock of the Corporation, before paying any taxes in connection with such issue or sale, less than the net asset value thereof determined and in effect at the time when the sale or contract of sale is made, ~~except when any contract or arrangement in effect between the Corporation and distributor which contemplates the sale of shares by the distributor to the public at prices based on the net asset value in effect at the time of sale by the distributor to the public. Corporation may, pursuant to such contract or arrangement, sell to the distributor the number of shares needed by the distributor to fill orders received by the distributor during the period when a given net asset value is in effect, at a price less than said net asset value, provided that the sale by the Corporation to the distributors is effected within a reasonable time after the close of the period as the Board of Directors may approve.~~

No shares of its stock shall be sold by the Corporation during any period ~~(other than the usual periods of not in excess of three (3) days in connection with the usual holidays)~~ when the Philippine banks are closed, except to a distributor under a contract or arrangement as aforesaid to cover sales made by the distributor prior to the closing, ~~or except when the net asset value of the shares is determined pursuant to Article IX: at the net asset value computed in accordance with the Investment Company Act and its Implementing Rules and Regulations, as may be amended from time to time, other applicable issuances of the Securities and Exchange Commission, and other applicable laws and regulations.~~

15. Article VII, Section 3 (Lost or Destroyed Certificates) of the By-Laws to refer to the applicable section of the Revised Corporation Code. The Proposed amendment is as follows:

"SECTION 3. Lost or Destroyed Certificates. – Lost or destroyed certificates may be replaced in accordance with the provisions of existing laws, particularly Section ~~73~~ 72 of the Revised Corporation Code, as such may be amended from time to time. In case of loss or destruction of any certificate or certificates of stock, new certificate/s may be issued upon application thereof in writing filed with the Corporation by the registered owner of the share or shares covered thereby, or his duly authorized representative, supported by a sworn statement detailing the circumstances surrounding such loss or destruction. The Corporation, through the board of directors, shall, from time to time, prescribe and fix the fees payable to the Corporation for the issuance of such new certificate/s. The delivery of a bond indemnifying the Corporation from any claim that may be made against it by reason of the issuance of such new certificate may also be required."

16. Article VII, Section 6 (Closing of Transfer Books) of the By-Laws to align with the period specified in the Revised Corporation Code. The Proposed amendment is as follows:

"SECTION 6. Closing of Transfer Books. – The Board of Directors may, by resolution, direct that the stock and transfer books of the Corporation be closed for a period not exceeding sixty (60) days and at least twenty (20) days for regular meetings and seven (7) days for special meetings preceding the date of any meeting of stockholders, or the date for the payment of any dividend, or the date for the allotment of rights, or the date when any change or conversion or exchange of capital stock, shall go into effect, as a record date for the determination of the stockholders entitled to notice, and to vote at, any such meeting, or entitled to receive payment of any such dividend, or to any such allotment of rights, or to exercise the rights in respect of any change, conversion or exchange of the capital stock, and in each such case only such stockholders as shall be stockholders of record on the date so fixed shall be entitled to notice of, or to vote at, such meeting, or to

receive payment of such dividend, or to receive such allotment of rights, or to exercise such rights, as the case may be, notwithstanding any transfer of any stock on the books of the Corporation after such record date as aforesaid."

17. Article VIII, Section 1 (Investment Policy) of the By-Laws to clarify that the Prospectus is as filed with and approved by the Securities and Exchange Commission. The Proposed amendment is as follows:

"SECTION 1. Investment Objectives. - The Corporation will be classified under the Investment Company Act as an open-end investment company. The investment objectives of the Corporation are set forth in the prospectus to be filed with and approved by the Philippine Securities and Exchange Commission. The Corporation reserves freedom of action with respect to such matters as are specifically reserved in such prospectus. Amendments thereto may be made pursuant to Section 12 and other applicable provisions of the Investment Company Act, and its Implementing Rules and Regulations, and any amendments thereof.

xxx

The Corporation shall comply with such other restrictions prescribed under the Investment Company Act, its Implementing Rules and Regulations and any amendments thereof, or any applicable regulations."

18. Article VIII, Sections 2 (a) (b) and (c) (Restrictions) of the By-Laws to align with the Investment Company Act and its Implement Rules and Regulations. The Proposed amendment is as follows:

"SECTION 2. Restrictions. – The Corporation shall not, unless the Securities and Exchange Commission shall provide otherwise:

(a) Purchase any security on margin, except ~~such short-term credits as are necessary for the clearance of transaction~~ investment in partly paid shares;

(b) Participate on a joint and several basis in any trading account in securities ~~except in connection with an underwriting in which the Corporation is a participant~~;

(c) Effect a short sale of any security, ~~except in connection with an underwriting in which the Corporation is a participant~~."

19. Article IX, Section 1 (Net Asset Value) of the By-Laws to clarify that the Prospectus is as filed with and approved by the Securities and Exchange Commission. The Proposed amendment is as follows:

"SECTION 1. Net Asset Value. – The net asset value of each share of the capital stock of the Corporation, as of the close of business on any day, shall be as defined in the prospectus, which is in accordance with Rule 8.4 of the Investment Company Act (ICA) Implementing Rules and Regulations (IRR), as may be amended from time to time, to be filed with and approved by the Securities and Exchange Commission. The Corporation reserves freedom of action with respect to such matters as are specifically reserved in such Prospectus. Amendments thereto may be made pursuant to applicable laws and regulations."

[The rest of the section is deleted]

20. Article X, Section 1 (Procedure for Redemption) of the By-Laws to align with the grounds for suspension under the Investment Company Act and its Implementing Rules and Regulations. The Proposed amendment is as follows:

"SECTION 1. Procedure for Redemption. – the Corporation agrees to purchase, and each holder of capital stock of the Corporation shall be entitled to require the Corporation to purchase (except when the redemption is suspended under the grounds and for a period allowed under the Investment Company Act and its Implementing Rules and Regulations, as may be amended from time to time, other applicable issuances of the Securities and Exchange Commission, and other applicable laws and regulations) ~~but not in the event and to the extent that the Corporation has no assets legally available for such purpose whether arising out of capital, paid-in surplus, or other surplus, net profits or otherwise~~, all or any part of the shares of capital stock standing in the name of such holder on the books of the Corporation, but only at the net asset value of such shares as of closing day the effective date of redemption. Any such demand for purchase shall be accompanied by any certificate which has been issued representing such shares."

21. Article X, Section 2 (Payment on Redemption) of the By-Laws to align with the Investment Company Act and its Implementing Rules and Regulations. The Proposed amendment is as follows:

"SECTION 2. Payment on Redemption. – Payment for the shares purchased, as aforesaid, shall be made by the Corporation within seven days after the date on which demand is so made. The board of directors, may, however, in its discretion, if it deems it advisable for the best interest of the Corporation and the stockholders as a whole, subject to applicable rules and regulations of the Securities and Exchange Commission, request the Securities and Exchange Commission to suspend the right to require the repurchase of shares as aforesaid or defer payment for the shares for all or part of any period only for the grounds allowed under Rule 10.4 of the Investment Company Act (ICA) and its Implementing Rules and Regulations (IRR), as amended by Securities and Exchange Commission Memorandum Circular No. 33 series of 2020, and for the period provided under Rule 10.5 of the ICA IRR, as such regulations may be further amended from time to time when (1) trading on the Philippine Stock Exchange is restricted, as determined by the Securities and Exchange Commission, or such Exchange is closed for other than customary week-end and holiday closing, (2) the Securities and Exchange Commission has by order permitted such suspension, (3) an emergency exists making disposal of portfolio securities or valuation of net assets of the Fund not reasonably practicable, or (4) an event defined in the prospectus occurs. In the event that the right to require the repurchase of shares so presented is suspended pursuant to the preceding sentence, then with respect to shares demand for purchase of which is so made on the day on which the suspension is declared and prior to the day on which the period of suspension is terminated (i) the stockholder may withdraw his demand and require the return of any certificate presented by him or (ii) the determination of the net asset value with respect to any shares remaining on deposit shall be in accordance with the existing rules under the ICA IRR, as may be amended from time to time, made as of the close of business on the first business on the first business day on which (a) the Philippine Stock Exchange is open, or (b) a determination of the net asset value of the shares is made pursuant to Article IX which occurs on or after the date of termination of the period of such suspension, and (c) payment for said shares shall be made to the holder of record within the period provided for under Rule 10.2 of the ICA IRR, as may be amended from time to time seven days after such termination date."

22. Article XI, Section 1 (Custodian) of the By-Laws to align the definition of a Custodian with the definition and qualifications provided by the Investment Company Act and other applicable issuance of the Securities and Exchange Commission. The Proposed amendment is as follows:

"SECTION 1. Custodian. – All securities owned by the Corporation shall be held by a Custodian who shall have the qualifications and responsibilities as provided for under Rule 5.3.1 of the Investment Company Act and its Implementing Rules and Regulations, as amended by Securities

~~and Exchange Commission Memorandum Circular No. 33, series of 2020, as such regulations may be amended from time to time, which shall be a commercial bank in good repute or any other entity with the qualifications prescribed under applicable laws and regulations.~~ The Custodian shall be appointed from time to time by the board of directors, which shall fix its remuneration and the terms under which it shall act and hold in custody such securities. Upon the resignation or inability to serve of any such Custodian, the Corporation shall (a) use its best efforts to obtain a successor custodian, (b) require the securities of the Corporation held by the Custodian to be delivered to the successor custodian, and (c) in the event that no successor custodian can be found, submit to the stockholders of the Corporation, before permitting delivery of such securities to anyone other than a successor custodian, the question whether the Corporation shall function without a custodian; provided, however, that nothing herein contained shall prevent the termination at any time on not more than ninety (90) days' notice of any agreement between the Corporation and any such Custodian by the Board of Directors of the Corporation or by the affirmative vote of the outstanding stock with voting powers of the Corporation. Upon its resignation or inability to serve, the Custodian may deliver any assets of the Corporation held by it to a qualified bank selected by it, such assets to be held subject to the terms of custody which governed such retiring custodian, pending action by the Corporation as set forth in this Section."

23. Article XI, Section 2 (Auxiliary Custodian) of the By-Laws to align it with the Investment Company Act and its Implementing Rules and Regulations on outsourcing or delegation of functions of the Custodian. The Proposed amendment is as follows:

"SECTION 2. Auxiliary Custodian. – In the event that the board of directors shall deem it necessary or desirable that any of the securities of the Corporation to be held outside of the Philippines to the extent permitted by applicable laws and regulations, or in cases where custody over the securities by the principal Custodian, may not be practicable, the board of directors may designate one or more auxiliary Custodians for such securities, subject to supervision by the principal Custodian, and in all instances in accordance with Rule 5.3.6 of the Investment Company Act and its Implementing Rules and Regulations, as may be amended from time to time."

24. Article XI, Section 3 (Auditors) to align it with the Investment Company Act and its Implementing Rules and Regulations and the Securities Regulation Code on the qualifications and appointment of an auditor. The Proposed amendment is as follows:

"SECTION 3. Auditors. – The auditors of the Corporation shall have the qualifications and shall be appointed ~~be designated~~ in accordance with Rule 5.8 of the Investment Company Act and its Implementing Rules and Regulations, and Rule 68 of the Securities Regulation Code and its Implementing Rules and Regulations, and other applicable laws and regulations, as such regulations may be amended from time to time."

25. Article XIV, Section 1 (Amendments) of the By-Laws to align with the applicable provision of the Revised corporation Code. The Proposed amendment is as follows:

"SECTION 1. Amendments. – These by-laws may be amended, altered or repealed, in whole or in part, by the stockholders representing a majority of the subscribed capital stock of the Corporation at their annual meeting or at a special meeting duly called for the purpose, and by majority vote of the members of the board of Directors.

The owners of two-thirds (2/3) of the outstanding capital stock may delegate the power to amend or repeal, in whole or in part, these by-laws, or adopt new by-laws, to the Board of Directors, provided that this delegation shall be considered revoked whenever stockholders owning or representing a majority of the outstanding capital stock shall so vote at a regular or special meeting. These by-laws may also be amended, altered, repealed, in whole or in part, by a vote of a majority of all the members of the Board, in accordance with law, at a regular meeting or at a special

meeting duly called for the purpose; ~~provided that notice of intention to amend the by-laws shall have been given at the next preceding meeting of the board, or without any such notice, by a vote of at least 2/3 of all members of the board.~~ Any amendment, alteration or repeal decided by the board shall become effective without need of confirmation by the stockholders, unless the Board provides otherwise, but the same shall be reported to the stockholders for their information at their next annual meeting or special meeting."

Item 18. Other Proposed Action. Aside from the foregoing, there is no other proposed action.

Item 19. Voting Procedures. All elections and all questions, except as otherwise provided by law, shall be decided by the plurality vote of the shareholders present in person or by proxy; provided that a quorum (10% of the voting stock) is present. In case of election of directors, a majority vote (50% of the voting stock +1) is required.

The right to vote of investors as of the Record Date may be exercised in person, through proxy, or so when so authorized in the By-laws or when approved by the majority of the Board of Directors, through remote communication or in absentia. The Fund will accept proxy votes from its stockholders by emailing SunLifeFunds@sunlife.com until Sunday, 03 July 2022 (at least 10 days prior to the ASHM). The same shall be remotely validated by the Fund before the close of business hours on or before 08 July 2022 (at least 5 days prior to the ASHM). Investors who will decide to attend the ASHM via Zoom may also exercise their right to vote in absentia via the Zoom poll functionality available during the conduct of the ASHM. Client identification may be verified during the pre-registration process.

Thereafter, the Corporate Secretary will proceed to count and tabulate the votes casted via remote communication or in absentia, and those who voted through proxy.

PART II. INFORMATION REQUIRED IN A PROXY FORM

Item 1. Identification. The solicitation of proxies is made for and on behalf of Ms. Pama, President of the Company, and the proxy given will be voted in accordance with the authority contained therein. Atty. Anna Katrina C. Kabigting-Ibero, Corporate Secretary, will cast the votes in case of her absence.

Item 2. Instruction. Proxy forms attached to the notice of the annual shareholders' meeting appoint Ms. Pama, President of the Company, to represent and vote all shares registered in the name of the shareholder. The following need to be indicated by the shareholder on the form: a. Date and place the form was signed; b. Shareholder's complete name; and c. Signature.

Upon receipt of a duly completed proxy form through courier, regular mail, fax, or email (sent using the shareholder's registered email address with the Company), the Company will ensure that the forms are in order and that the above requirements have been complied with. Shareholder names and signatures appearing on the proxy form that are irreconcilable against Company records will be considered void.

Should defects be noted on a duly completed proxy form with regard to items (a) and (b) above, the Company has the option to determine ways and means by which the defect could be corrected, in which case the proxy form would be considered valid. Proxy forms not meeting the above requirements would not be counted.

Item 3. Revocability of Proxy. A shareholder giving a proxy has the power to revoke it at any time prior to its exercise by voting in person at the Annual Meeting, by giving written notice to the Corporate Secretary prior to the Annual Meeting, or by giving another proxy with a later date provided it is received by the office of the Corporate Secretary not later than ten (10) days prior to the Annual Meeting.

Item 4. Persons Making the Solicitation.

a. The proxy solicitation is conducted on behalf of the Company by SLAMCI as part of its management services and is to be made through registered mail and courier service. No director of the Company has informed the Company in writing that he intends to oppose any action intended to be taken.

b. Proxies may also be solicited by SLAMCI employees assigned to Investor Services, without additional compensation, personally or by written communication, telephone or other electronic means. Ms. Marleen Kaye Simbillo has been designated as the contact person for all inquiries related hereto at contact number (632) 8849-9888 with address at 8th Floor Sun Life Centre, 5th Avenue corner Rizal Drive, Bonifacio Global City, Taguig City 1634, and email address marleen.kaye.simbillo@sunlife.com.

c. Likewise, no especially engaged employee or paid solicitors are to be involved in this exercise.

d. The Company will bear the cost of preparing and mailing this proxy statement and other materials furnished to shareholders in connection with the proxy solicitation. The foregoing is estimated to cost about PHP1,000,000.00 for all the Sun Life Prosperity Funds.

Item 5. Interest of Certain Persons in Matters to be Acted Upon. As of 31 March 2022, records show that SLAMCI owns 0% of the Company's outstanding capital stock. Mr. Gerald L. Bautista, President of Sun Life Asset Management Company, Inc. ("SLAMCI"), has the power to vote of the shares or direct the voting of the shares.

SHAREHOLDERS OF RECORD ENTITLED TO NOTICE OF AND VOTE AT THE MEETING SHALL BE FURNISHED WITHOUT CHARGE, A COPY OF THE COMPANY'S ANNUAL REPORT OR SEC FORM 17-A, UPON WRITTEN REQUEST ADDRESSED TO:

SUN LIFE PROSPERITY DOLLAR STARTER FUND, INC.
OFFICE OF THE CORPORATE SECRETARY
6TH FLOOR SUN LIFE CENTRE, 5TH AVENUE COR RIZAL DRIVE
BONIFACIO GLOBAL CITY, TAGUIG CITY 1634

After reasonable inquiry and to the best of my knowledge and belief, I certify that the information set forth in this report is true, complete and correct.

Sun Life Prosperity Dollar Starter Fund, Inc.
Issuer



ATTY. ANNA KATRINA C. KABIGTING-IBERO
Corporate Secretary

Date: 10 June 2022

Annex “A”

ANNEX TO THE AGENDA

Sun Life of Canada Prosperity Bond Fund, Inc.
Sun Life of Canada Prosperity Balanced Fund, Inc.
Sun Life of Canada Prosperity Philippine Equity Fund, Inc.
Sun Life Prosperity Peso Starter Fund, Inc.
Sun Life Prosperity Dollar Advantage Fund, Inc.
Sun Life Prosperity Dollar Abundance Fund, Inc.
Sun Life Prosperity GS Fund, Inc.
Sun Life Prosperity Dynamic Fund, Inc.
Sun Life Prosperity Philippine Stock Index Fund, Inc.
Sun Life Prosperity Dollar Wellspring Fund, Inc.
Sun Life Prosperity World Voyager Fund, Inc.
Sun Life Prosperity Dollar Starter Fund, Inc.

Acts and Proceedings of the Board and Corporate Officers for Confirmation and Ratification of the Stockholders:

1. Election and/or appointment of officers, committee members and representatives to the Philippine Investment Funds Association (PIFA)
2. Continuation of the Management Agreement and Distribution Agreement and Transfer Agency Agreement with Sun Life Asset Management Company, Inc. (SLAMCI)
3. Amendment of Prospectus
4. Approval of the 2021 Audited Financial Statements
5. Approval of Manual on Corporate Governance
6. Approval of Board Committee Charters
7. Execution of Deed of Undertaking in relation to the amendment of Sun Life Prosperity Funds¹
8. Change in Cash/Liquidity and Peso Bond Benchmarks
9. Reduction in Minimum Initial and Subsequent Investment Amounts of Sun Life Prosperity Funds²
10. Declaration of Stock Dividends³
11. The joint holding of the Sun Life Prosperity Funds’ Annual Stockholders’ Meetings on 13 July 2022 through remote communications in accordance with SEC Memorandum No. 6, dated March 12, 2020, using Zoom’s Video Conferencing facility. Stockholders of record of the Funds as of 30 April 2022 shall be entitled to notice of and to attend and vote at said meeting.

¹ Sun Life Prosperity Peso Starter, Dollar Starter, Index and World Voyager Funds

² Sun Life Prosperity Dollar Abundance, Dollar Advantage, Dollar Wellspring, and World Voyager Funds

³ Sun Life Prosperity Dollar Wellspring Fund

(DRAFT) MINUTES OF THE JOINT ANNUAL STOCKHOLDERS' MEETING

Sun Life of Canada Prosperity Bond Fund, Inc.
Sun Life of Canada Prosperity Balanced Fund, Inc.
Sun Life of Canada Prosperity Philippine Equity Fund, Inc.
Sun Life Prosperity Dollar Abundance Fund, Inc.
Sun Life Prosperity Dollar Advantage Fund, Inc.
Sun Life Prosperity Peso Starter Fund, Inc.
(formerly, Sun Life Prosperity Money Market Fund, Inc.)
Sun Life Prosperity GS Fund, Inc.
Sun Life Prosperity Dynamic Fund, Inc.
Sun Life Prosperity Philippine Stock Index Fund, Inc.
Sun Life Prosperity Dollar Wellspring Fund, Inc.
Sun Life Prosperity World Voyager Fund, Inc.
Sun Life Prosperity Dollar Starter Fund, Inc.

Held on 14 July 2021 from 2:00 p.m. to 3:21p.m.
via Zoom Webinar

Total number of shares present and represented: Please see Annex "A"

**Members of the Board
of Directors Present:**

BENEDICTO C. SISON
MA. JOSEFINA A. CASTILLO
GERALD L. BAUTISTA
OSCAR M. ORBOS*
ALELI ANGELA G. QUIRINO*
OSCAR S. REYES*
CIELITO F. HABITO*

Also Present:

VALERIE N. PAMA
TERESITA J. HERBOSA
CANDY S. ESTEBAN
MICHAEL GERARD D. ENRIQUEZ
ANNA KATRINA C KABIGTING-IBERO
FRANCES IANNA S. CANTO
NAVARRO AMPER & CO./DELOITTE TOUCHE
TOHMATSU

1. CALL TO ORDER

Mr. Benedicto C. Sison, Chairman, called to order the Joint Annual Stockholders' Meeting of the Sun Life of Canada Prosperity Bond Fund, Inc. ("Bond Fund"), Sun Life of Canada Prosperity Balanced Fund, Inc. ("Balanced Fund"), Sun Life of Canada Prosperity Philippine Equity Fund, Inc. ("Philippine Equity Fund"), Sun Life Prosperity Dollar Advantage Fund, Inc. ("Dollar Advantage Fund"), Sun Life Prosperity Dollar Abundance Fund, Inc. ("Dollar Abundance Fund"), Sun Life Prosperity Dynamic Fund, Inc. ("Dynamic Fund"), Sun Life Prosperity GS Fund, Inc. ("GS Fund"), Sun Life Prosperity Peso Starter Fund, Inc. (formerly, Sun Life Prosperity Money Market Fund, Inc.) ("Peso Starter Fund"), Sun Life Prosperity Philippine Stock Index Fund, Inc. ("Philippine Stock Index Fund"), Sun Life Prosperity Dollar Wellspring Fund, Inc. ("Dollar Wellspring Fund"), Sun Life Prosperity World Voyager Fund, Inc. ("World Voyager Fund") and Sun Life Prosperity Dollar Starter Fund, Inc. ("Dollar Starter Fund") which are collectively known

as the Sun Life Prosperity Funds (the "Funds"). He thereafter presided over the same. Atty. Frances Ianna S. Canto, Assistant Corporate Secretary, recorded the minutes thereof.

2. PROOF OF NOTICE OF MEETING

Atty. Anna Katrina Kabigting-Ibero, Corporate Secretary, confirmed that the holding of the virtual annual stockholders meeting is in accordance with the requirements set forth by the Securities and Exchange Commission. Likewise, the necessary approvals from the Board of Directors have been obtained and all requirements have been complied with in order to protect the interests of the stockholders.

Thereafter, she certified that the stockholders of record as of 30 April 2021 were duly notified of the meeting. The notices were sent electronically, posted on the Sun Life Asset Management Corporation, Inc. ("SLAMCI") website, and likewise published in newspapers of general circulation

3. CERTIFICATION OF QUORUM

The Secretary reported the attendance based on the Attendance Sheet as well as the proxies received before the meeting. The attendance is set forth in Annex "A" of the minutes.

4. CHAIRMAN'S ADDRESS

Through a pre-recorded video, Sun Life Prosperity Funds Chairman, Mr. Benedicto C. Sison, welcomed the stockholders to the Sun Life Prosperity Funds' annual meeting.

In his message, Mr. Sison recalled how 2020 was Sun Life Asset Management Company, Inc.'s (SLAMCI) 20th anniversary, but due to the pandemic, the planned celebrations for the said milestone had to be put on hold. Instead, the Company focused on delivering the best service possible notwithstanding the unusual circumstances brought about by the pandemic.

According to Mr. Sison, while 2020 presented various challenges, Sun Life's foresight in implementing the Online Payment Page, Auto-Invest Program, Bills Payment Program, SLAMCI Online, and Sun RISE Portal, paid off during the pandemic. He added that these digital capabilities were complemented with constant communications with clients through monthly webinars and regular newsletters shared via email. He also reported that with the recession experienced worldwide, the Company adopted a prudent risk management approach and financial discipline in running the business. Because of these, SLAMCI was able to grow the number of its investors to 170,000 and breached the Php127billion mark of assets under management representing an almost 60% year-on-year growth, which is double than the mutual fund industry growth rate.

Mr. Sison thereafter thanked Mr. Valerie N. Pama, the former president of SLAMCI, for her vision and guidance that paved the way for SLAMCI's stability and resilience. As Ms. Pama takes on another leadership role in Sun Life, Mr. Sison expressed confidence in her successor, Mr. Gerald Bautista. He shared that Mr. Bautista took over SLAMCI amid the pandemic while ensuring that investors are well taken care of.

Finally, Mr. Sison reiterated that Sun Life is anchored on its commitment to be its clients' partner to prosperity. According to him, this commitment is what will guide the organization to

transform with the time not only responding to the changes, but also anticipating them to provide financial solutions in a timely manner.

5. REVIEW OF 2020 OPERATIONS

Ms. Candy S. Esteban, Treasurer of the Funds, presented a review of the Funds' operations and financial performance in 2020.

6. 2020 FUND PERFORMANCE

Mr. Michael Gerard D. Enriquez made a Video Presentation on the 2020 Fund Performance. After the video presentation, he invited the stockholders to join the Market Outlook Forum which will be held right after the Stockholders' Meeting.

7. ELECTION OF DIRECTORS FOR THE TERM 2021 to 2022

The Corporate Secretary informed the Chairman that the voting procedure and resumes of the nominees for directors have been stated in the SEC Form 20-IS and circulated to the stockholders prior to the annual meeting. The Assistant Corporate Secretary explained that eligible stockholders may cast their votes through the poll function of Zoom. She added that the preliminary results of votes on proxies submitted and validated as of 04 July 2021 shall be provided during the meeting, with the final results being reflected in the minutes of the meeting.

With the affirmative vote of 50% + 1 of the outstanding capital stock, the following were elected as members of the Boards of Directors:

a. SUN LIFE OF CANADA PROSPERITY BOND FUND, INC.

1. Benedicto C. Sison
2. Ma. Josefina A. Castillo
3. Teresita J. Herbosa (independent)
4. Cielito F. Habito (independent)
5. Oscar M. Orbos (independent)

b. SUN LIFE PROSPERITY PESO STARTER FUND, INC. (formerly, Sun Life Prosperity Money Market Fund, Inc.)

1. Benedicto C. Sison
2. Ma. Josefina A. Castillo
3. Gerald L. Bautista
4. Teresita J. Herbosa (independent)
5. Cielito F. Habito (independent)
6. Oscar M. Orbos (independent)

c. SUN LIFE PROSPERITY DOLLAR STARTER FUND, INC.

1. Benedicto C. Sison
2. Ma. Josefina A. Castillo
3. Aleli Angela G. Quirino (independent)
4. Oscar S. Reyes (independent)
5. Oscar M. Orbos (independent)

The following Funds failed to secure the required number of votes to elect its Boards of Directors for the term 2021-2022:

- a. Sun Life of Canada Prosperity Balanced Fund, Inc.
- b. Sun Life of Canada Prosperity Philippine Equity Fund, Inc.
- c. Sun Life Prosperity Dollar Advantage Fund, Inc.
- d. Sun Life Prosperity Dollar Abundance Fund, Inc.
- e. Sun Life Prosperity Dynamic Fund, Inc.
- f. Sun Life Prosperity GS Fund, Inc.
- g. Sun Life Prosperity Philippine Stock Index Fund, Inc.
- h. Sun Life Prosperity Dollar Wellspring Fund, Inc.
- i. Sun Life Prosperity World Voyager Fund, Inc.

A continuation of the annual meeting will be held on 10 September 2021 at 10:00 a.m. via Zoom Conference. In the meantime, the present Board of Directors for the above Funds will continue to serve as such until their successors are elected and duly qualified.

8. APPROVAL OF THE MINUTES OF THE PREVIOUS MEETING

With a majority vote of the stockholders present or represented during the online meeting, the minutes of the meetings held on 22 July 2020 and 18 September 2020 were approved.

9. CONFIRMATION AND RATIFICATION OF ALL ACTS AND PROCEEDINGS OF THE BOARD AND CORPORATE OFFICERS

With a majority vote of the stockholders present or represented during the online meeting, the resolution to approve the confirmation and ratification of all acts and proceedings of the Board of Directors and Officers of the previous year was approved.

10. APPOINTMENT OF EXTERNAL AUDITOR

With a majority vote of the stockholders present or represented during the online meeting, the stockholders appointed Navarro Amper and Co./Deloitte Touche Tohmatsu as the Funds' external auditor for 2021.

11. OTHER MATTERS

Amendments of the Articles of Incorporation

Due to the failure to meet the requirement that 2/3 of the outstanding capital stock should be present in person or by proxy, the agenda to amend Article VI of the Funds'¹ Articles of Incorporation to increase the number of directors to six (6), remain unapproved.

Likewise, due to the failure to meet the requirement that 2/3 of the outstanding capital stock should be present in person or by proxy, the agenda to amend Article III of the Funds'²

¹ *Balanced Fund, Dollar Abundance Fund, Dollar Advantage Fund, Philippine Equity Fund, GS Fund, Dynamic Fund, Stock Index Fund, World Voyager Fund.*

² *Balanced Fund, Dollar Abundance Fund, and Philippine Equity Fund.*

Articles of Incorporation to amend the date and time of the annual stockholders meeting, remain unapproved.

Amendments of the By-Laws

Due to the failure to meet the requirement that majority of the outstanding capital stock should be present in person or by proxy, the agenda to amend Section 1, Article 1 of the By-Laws on the date and time of Annual Stockholders Meeting, and the delegation of power to amend Articles I, II, III, IV, and VI of the By-Laws of Sun Life of Canada Prosperity Balanced Fund, Inc.'s, remain unapproved.

Meanwhile, the following amendments to the respective By-Laws of the Sun Life Prosperity Peso Starter Fund, Inc. and Sun Life Prosperity Dollar Starter Fund, Inc. were approved after obtaining the required 50% +1 affirmative vote of the outstanding capital stock:

- a. Article I (Section 3) with regard to the notice of regular meetings to stockholders be sent out at least 21 calendar days prior to scheduled meeting date);
- b. Article II (Section 1) with regard to the election of Independent Directors in the Board, pursuant to relevant regulations;
- c. Article VIII (Section 1) on the update in the Investment Policy, to align with the provisions of the Investment Company Act-Implementing Rules and Regulations, as amended; and
- d. Article IX (Section 1) on the determination of net asset value, to be consistent with the Investment Company Act-Implementing Rules and Regulations, as amended.

Likewise, the amendments to Article III (Sections 1, 4, 5, and 6) and Article VII (Section 1) of the Sun Life Prosperity Peso Starter Fund, Inc. By-Laws, and Article III (Sections 1 and 6) of the Sun Life Prosperity Fund Dollar Starter By-Laws, on the election of a Compliance Officer as one of the corporate officers, were both approved.

Amendment of Investment Objective

The amendment of the Investment Objective in the Registration Statement/Prospectus of Sun Life Prosperity Peso Starter Fund, Inc. was approved by at least 50% + 1 of the outstanding capital stock.

12. QUESTIONS FROM THE STOCKHOLDERS

From the Question & Answer Function of the Zoom Webinar Application, the moderator chose the four most-asked questions. The first one was how SLAMCI adjusted to the pandemic in terms of business operations. Mr. Sison responded that the pandemic did not change how the Company prioritizes its clients. As such, various learning sessions and regular market updates were provided during the year. Communication lines with advisors and relationship managers, including opening some Client Service Centers, were done to ensure that investors are always guided. Similarly, advisors and employees were also provided with monthly learning sessions. Mr. Sison added that various processes were improved as the Company embraced going digital. Mr. Gerald L. Bautista, SLAMCI President, chimed in and shared with the stockholders various digital touchpoints to be able to continue servicing the needs of the clients.

The moderator then directed the second question to Mr. Bautista and asked what the stockholders can expect from him as he takes over the mutual fund business of Sun Life. Mr. Bautista replied by first thanking Ms. Pama for the strong business foundation that she established.

Mr. Bautista shared that over the coming months, he intends to continue improving client experience by introducing new initiatives aimed at making investing simple and easy. SLAMCI will also launch new products to meet the growing needs of the investors.

The third question is whether the Company expects the exponential growth of the Peso Starter and Dollar Starter Funds to continue. Ms. Esteban took the question and replied that if the Bangko Sentral ng Pilipinas continue to maintain low rates, then the continued flows into the Starter Funds may be expected. She added that global equity funds such as the World Equity Index Feeder Fund and World Voyager Feeder Fund also reported healthy growth as developed markets recovered faster than the local markets.

Finally, the moderator directed the fourth question of "What investment advice can you give to us investors, given the market conditions?" to Mr. Enriquez. Mr. Enriquez responded that the best strategy is for clients to use Portfolio Diversification and Asset Allocation in their investments as this will reduce their risk. However, he cautioned investors that they should not forget to know their risk profile before investing and to ensure that they are able to tolerate the volatility of the portfolio they are investing in. He again invited the investors to join the Market Forum Outlook that will follow after the Annual Stockholders' Meeting whether Fund Manager of the Sun Life Prosperity Funds will discuss the market in more detail.

13. ADJOURNMENT

There being no other matter for discussion, upon motion duly made and seconded, the Joint Annual Stockholders' Meeting of the Sun Life Prosperity Funds was adjourned at 3:21 pm.

FRANCES IANNA S. CANTO
Assistant Corporate Secretary

ATTESTED TO BY:

BENEDICTO C. SISON
Chairman
Sun Life Prosperity Funds*

MA. JOSEFINA A. CASTILLO
President
Sun Life Prosperity Funds*

GERALD L. BAUTISTA
Director
Peso Starter Fund

ALELI ANGELA G. QUIRINO
Independent Director
Balanced, GS, Dynamic, Index, Dollar
Wellspring, World Voyager and Dollar Starter
Funds

OSCAR M. ORBOS
Independent Director

CIELITO F. HABITO
Independent Director

Dynamic, Philippine Equity, Stock Index,
Dollar Abundance, Dollar Advantage, Dollar
Wellspring, Bond, Peso Starter, World Voyager
and Dollar Starter Funds

GS, Bond, Balanced, Peso Starter, Philippine
Equity, Stock Index, Dollar Abundance,
Dollar Advantage, Dollar Wellspring and
World Voyager Funds

OSCAR S. REYES

Independent Director

Balanced, Philippine Equity, Dollar
Abundance, Dollar Advantage, GS, Dynamic
and Dollar Starter Funds

TERESITA J. HERBOSA

Independent Director

Bond and Peso Starter Funds

DRAFT

Annex "A"

2021 Joint Annual Stockholders' Meetings Stockholders Present and Represented, Per Fund

Sun Life Prosperity Fund	Total Shares Subscribed (Outstanding Capital Stock as of 30 April 2021)	Stockholder Attendance (in shares)	Attendance (in percentage) for Quorum Requirement
Bond Fund	1,552,622,800	828,081,026	53.33%
Balanced Fund	2,337,601,095	564,642,905	24.15%
Equity Fund	2,212,999,881	306,317,863	13.84%
Dollar Advantage Fund	8,251,450	2,242,972	27.18%
Peso Starter Fund	19,997,582,166	18,144,005,268	90.73%
Dollar Abundance Fund	3,793,870	491,405	12.95%
GS Fund	147,011,650	32,778,346	22.30%
Dynamic Fund	1,478,984,971	509,722,359	34.46%
Index Fund	3,175,882,822	1,305,005,045	41.09%
Dollar Wellspring Fund	5,838,470	2,447,555	41.92%
World Voyager Fund	5,999,263	1,305,305	21.76%
Dollar Starter Fund	5,905,673	4,799,580	81.27%

SUN LIFE PROSPERITY FUNDS PROXY FORM



I/we, _____, hereby nominate, constitute and appoint Ms. VALERIE N. PAMA, President, with right of substitution and revocation, to represent and vote all shares registered in my/our name or owned by me/us and/or such shares as I am/we are authorized to represent and vote in my/our capacity as administrator, executor or attorney-in-fact for any and all matters presented during the Annual Stockholders' Meeting on 13 July 2022, and all adjournments and postponements thereof, in the following funds (please tick all applicable):

Sun Life of Canada Prosperity
Balanced Fund, Inc.

Sun Life of Canada Prosperity
Bond Fund, Inc.

Sun Life of Canada Prosperity
Philippine Equity Fund, Inc.

Sun Life Prosperity
Peso Starter Fund, Inc.

Sun Life Prosperity
Dollar Advantage Fund, Inc.

Sun Life Prosperity
Dollar Starter Fund, Inc.

Sun Life Prosperity
Dynamic Fund, Inc.

Sun Life Prosperity
Philippine Stock Index Fund, Inc.

Sun Life Prosperity
World Voyager Fund, Inc.

Sun Life Prosperity
Dollar Wellspring Fund, Inc.

Sun Life Prosperity
Dollar Abundance Fund, Inc.

Sun Life Prosperity
GS Fund, Inc.

This Proxy revokes all proxies which I/we may have previously executed concerning the above matters. This proxy shall be effective until withdrawn by me/us through notice in writing, or superseded by subsequent proxy, delivered to the Corporate Secretary at least ten (10) days before the Annual Stockholders' Meeting or any adjournments and postponements thereof, but shall cease to apply in instances where I/we personally attend the meeting.

EXECUTED ON _____ AT _____
(DATE) (PLACE)

Printed Name and Signature

BALLOT (VOTING IN ABSENTIA FORM)

I/we, _____ hereby vote all shares registered in my/our name or owned by me/us and/or such shares on all matters presented during the Annual Stockholders' Meeting on 13 July 2022, and all adjournments and postponements thereof, in the following funds (please tick all applicable):

- | | |
|---|--|
| <input type="checkbox"/> Sun Life of Canada Prosperity Balanced Fund, Inc. | <input type="checkbox"/> Sun Life Prosperity Dynamic Fund, Inc. |
| <input type="checkbox"/> Sun Life of Canada Prosperity Bond Fund, Inc. | <input type="checkbox"/> Sun Life Prosperity Philippine Stock Index Fund, Inc. |
| <input type="checkbox"/> Sun Life of Canada Prosperity Philippine Equity Fund, Inc. | <input type="checkbox"/> Sun Life Prosperity World Voyager Fund, Inc. |
| <input type="checkbox"/> Sun Life Prosperity Peso Starter Fund, Inc. | <input type="checkbox"/> Sun Life Prosperity Dollar Wellspring Fund, Inc. |
| <input type="checkbox"/> Sun Life Prosperity Dollar Advantage Fund, Inc. | <input type="checkbox"/> Sun Life Prosperity Dollar Abundance Fund, Inc. |
| <input type="checkbox"/> Sun Life Prosperity Dollar Starter Fund, Inc. | <input type="checkbox"/> Sun Life Prosperity GS Fund, Inc. |

1. VOTE FOR NOMINEES (A vote "FOR" the election of the nominees is recommended.)

- | | | |
|--------------------------|--------------------------|--|
| For | Against | |
| <input type="checkbox"/> | <input type="checkbox"/> | Authority to vote for all nominees (Please refer to Annex "A") |

2. OTHERS (A vote "FOR" the following items is recommended.)

- | | | |
|--------------------------|--------------------------|---|
| For | Against | |
| <input type="checkbox"/> | <input type="checkbox"/> | Approval of the Minutes of 2021 Joint Annual Stockholders' Meetings (held on 14 July and 10 September 2021) |
| <input type="checkbox"/> | <input type="checkbox"/> | Confirmation and Ratification of All Acts and Proceedings of the Board and Corporate Officers |
| <input type="checkbox"/> | <input type="checkbox"/> | Re-appointment of Navarro Amper & Co./Deloitte Touche Tohmatsu as External Auditor for 2022 |

Additional Items (for Balanced Fund, Dollar Abundance Fund, Dollar Advantage Fund, Philippine Equity Fund, GS Fund, Dynamic Fund, Stock Index Fund, World Voyager Fund only)

- | | | |
|--------------------------|--------------------------|---|
| For | Against | |
| <input type="checkbox"/> | <input type="checkbox"/> | Amendment of Article VI of the Articles of Incorporation to increase the number of directors to six (6) |

Additional Items (For Balanced Fund, Dollar Abundance Fund, and Philippine Equity Fund only)

- | | | |
|--------------------------|--------------------------|---|
| For | Against | |
| <input type="checkbox"/> | <input type="checkbox"/> | Amendment of Article III of the Articles of Incorporation to indicate principal office address as Sun Life Centre, Bonifacio Global City, Taguig City |

Additional Items (For Balanced Fund only)

- | | | |
|--------------------------|--------------------------|--|
| For | Against | |
| <input type="checkbox"/> | <input type="checkbox"/> | Amendment of Section 1, Article I of the By-laws (Date and Time of Annual Stockholders Meeting) |
| <input type="checkbox"/> | <input type="checkbox"/> | Delegation of the Power to amend Articles I, II, III, IV and VI of the By-Laws to the Board of Directors |

Additional Items (For Dollar Starter Fund, Peso Starter Fund, World Voyager Fund, and Stock Index Fund only)

For Against

- | | | |
|--------------------------|--------------------------|---|
| <input type="checkbox"/> | <input type="checkbox"/> | Amendment of Article II (Primary Purpose) and Article II, paragraph 1 (ii), and paragraph 6 (Secondary Purpose) of the Articles of Incorporation to align with the Investment Company Act and its Implementing Rules and Regulations |
| <input type="checkbox"/> | <input type="checkbox"/> | Amendment of Article II, paragraph 9 (Secondary Purpose) of the Articles of Incorporation from the "Corporation Law" to "Revised Corporation Code" |
| <input type="checkbox"/> | <input type="checkbox"/> | Amendment of Article VII of the Articles of Incorporation to align the conditions for the redemption of shares by a shareholder with the Investment Company Act, its Implementing Rules and Regulations, and other applicable issuances of the Securities and Exchange Commission |
| <input type="checkbox"/> | <input type="checkbox"/> | Amendment of Article VIII of the Articles of Incorporation to add a description of the features of the Company's shares |
| <input type="checkbox"/> | <input type="checkbox"/> | Amendment of Article I, Sections 1 (Annual Meetings) and 2 (Special Meetings) of the By-Laws to allow for the holding of the stockholders meeting via remote communication; Section 2 (Special Meetings) to align with the Section 49 of the Revised Corporation Code |
| <input type="checkbox"/> | <input type="checkbox"/> | Amendment of Article I, Section 6 (Voting) of the By-Laws to provide for the use of remote communication or in absentia in the conduct of regular and special stockholders' meetings and on the manner of voting in accordance with the Revised Corporation Code |
| <input type="checkbox"/> | <input type="checkbox"/> | Amendment of Article II, Section 1 (Board of Directors) of the By-Laws to include the requirement that at least twenty percent (20%) of the Board of Directors must be composed of independent directors |
| <input type="checkbox"/> | <input type="checkbox"/> | Amendment of Article IV, Section 1 (Committees) of the By-Laws to ensure compliance with applicable rules on the composition of committees, changing or discharging of its members, and filling in vacancies |
| <input type="checkbox"/> | <input type="checkbox"/> | Amendment of Article IV, Section 2 (Advisory Board) of the By-Laws on the deletion of the Advisory Board |
| <input type="checkbox"/> | <input type="checkbox"/> | Amendment of Article VI, Section 1 (b) (Management Contracts) of the By-Laws to align with the Investment Company Act and its Implementing Rules and Regulations |
| <input type="checkbox"/> | <input type="checkbox"/> | Amendment of Article VI, Section 2 (Distribution Contracts) of the By-Laws to align with the Investment Company Act and its Implementing Rules and Regulations |
| <input type="checkbox"/> | <input type="checkbox"/> | Amendment of Article VII, Section 3 (Lost or Destroyed Certificates) of the By-Laws to refer to the applicable section of the Revised Corporation Code |
| <input type="checkbox"/> | <input type="checkbox"/> | Amendment of Article VII, Section 6 (Closing of Transfer Books) of the By-Laws to align with the period specified in the Revised Corporation Code |
| <input type="checkbox"/> | <input type="checkbox"/> | Amendment of Article VIII, Section 1 (Investment Policy) of the By-Laws to clarify that the Prospectus is as filed with and approved by the Securities and Exchange Commission |
| <input type="checkbox"/> | <input type="checkbox"/> | Amendment of Article VIII, Sections 2 (a) (b) and (c) (Restrictions) of the By-Laws to align with the Investment Company Act and its Implementing Rules and Regulations |
| <input type="checkbox"/> | <input type="checkbox"/> | Amendment of Article IX, Section 1 (Net Asset Value) of the By-Laws to clarify that the Prospectus is as filed with and approved by the Securities and Exchange Commission |
| <input type="checkbox"/> | <input type="checkbox"/> | Amendment of Article X, Section 1 (Procedure for Redemption) of the By-Laws to align with the grounds for suspension under the Investment Company Act and its Implementing Rules and Regulations |
| <input type="checkbox"/> | <input type="checkbox"/> | Amendment of Article X, Section 2 (Payment on Redemption) of the By-Laws to align with the Investment Company Act and its Implementing Rules and Regulations |
| <input type="checkbox"/> | <input type="checkbox"/> | Amendment of Article XI, Section 1 (Custodian) of the By-Laws to align the definition of a Custodian with the definition and qualifications provided by the Investment Company Act and other applicable issuance of the Securities and Exchange Commission |
| <input type="checkbox"/> | <input type="checkbox"/> | Amendment of Article XI, Section 2 (Auxiliary Custodian) of the By-Laws to align it with the Investment Company Act and its Implementing Rules and Regulations on outsourcing or delegation of functions of the Custodian |

- Amendment of Article XI, Section 3 (Auditors) to align it with the Investment Company Act and its Implementing Rules and Regulations and the Securities Regulation Code on the qualifications and appointment of an auditor
- Amendment of Article XIV, Section 1 (Amendments) of the By-Laws to align with the applicable provision of the Revised Corporation Code

Additional Item (For Dollar Starter Fund, World Voyager Fund and Stock Index Fund only)

For Against

- Amendment of Article II, Section 2 (Meetings) of the By-Laws to align the period for the notice of meeting of the directors with the Revised Corporation Code
- Amendment of Article II, Section 4 (Compensation) of the By-Laws to expressly state that directors are prohibited from participating in the determination of their own per diems or compensation
- Amendment of Article II, Section 5 (Vacancy) of the By-Laws to align with the Revised Corporation Code on the vacancies in the Board of Directors

Additional Item (For Peso Starter Fund only)

For Against

- Amendment of Article II, Section 2 (Nomination and Review Committee) of the By-Laws to include the requirement that the Committee must have at least one (1) member who is an independent director in compliance with the Securities Regulation Code and its Implementing Rules and Regulation
- Amendment of Article II, Section 6 (Compensation) of the By-Laws to expressly state that directors are prohibited from participating in the determination of their per diems or compensation
- Amendment of Article I, Section 3 (Notices) of the By-Laws to align the notice period for stockholders' meetings with the issuances of the Securities and Exchange Commission and to allow for the sending of the notices electronically
- Amendment of Article II, Section 7 (Vacancy) of the By-Laws to align with the Revised Corporation Code on the vacancies in the Board of Directors

Additional Items (For World Voyager Fund and Stock Index Fund only)

For Against

- Amendment of Article III, Sections 1 and 6 of the By-Laws in relation to the election of a Compliance Officer as one of the corporate officers

Additional Items (For Stock Index Fund only)

For Against

- Amendment of Article I, Section 3 (Notice of Meeting) of the By-Laws to allow for sending of notices electronically

This Form revokes all documents which I/we may have previously executed concerning the above matters. This Form shall be effective until withdrawn by me/us through notice in writing, or superseded by the execution of a subsequent Form, delivered to the Corporate Secretary at least ten (10) days before the Annual Stockholders' Meeting or any adjournments and postponements thereof, but shall cease to apply in instances where I/we personally attend the meeting.

EXECUTED ON _____ AT _____.

Printed Name and Signature

ANNEX A:

NOMINEES FOR ELECTION TO THE BOARD OF DIRECTORS FOR 2022

Please tick the box to signify your vote for the nominee. If you have ticked "FOR" under Item 1 of the Ballot (Voting in Absentia Form), we will consider this as a vote FOR all the nominees below.

SUN LIFE OF CANADA PROSPERITY BALANCED FUND, INC.

- Benedicto C. Sison
- Valerie N. Pama
- Cielito F. Habito
- Teresita J. Herbosa
- Oscar S. Reyes

SUN LIFE PROSPERITY DYNAMIC FUND, INC.

- Benedicto C. Sison
- Valerie N. Pama
- Cesar Luis F. Bate
- Cielito F. Habito
- Teresita J. Herbosa

SUN LIFE OF CANADA PROSPERITY BOND FUND, INC.

- Benedicto C. Sison
- Valerie N. Pama
- Cesar Luis F. Bate
- Cielito F. Habito
- Teresita J. Herbosa

SUN LIFE PROSPERITY PHILIPPINE STOCK INDEX FUND, INC.

- Benedicto C. Sison
- Valerie N. Pama
- Aleli Angela G. Quirino
- Cesar Luis F. Bate
- Cielito F. Habito

SUN LIFE OF CANADA PROSPERITY PHILIPPINE EQUITY FUND, INC.

- Benedicto C. Sison
- Valerie N. Pama
- Cesar Luis F. Bate
- Oscar S. Reyes
- Aleli Angela G. Quirino

SUN LIFE PROSPERITY WORLD VOYAGER FUND, INC.

- Benedicto C. Sison
- Valerie N. Pama
- Aleli Angela G. Quirino
- Cesar Luis F. Bate
- Cielito F. Habito

SUN LIFE PROSPERITY PESO STARTER FUND, INC.

- Benedicto C. Sison
- Valerie N. Pama
- Gerald L. Bautista
- Cesar Luis F. Bate
- Cielito F. Habito
- Teresita J. Herbosa

SUN LIFE PROSPERITY DOLLAR WELLSPRING FUND, INC.

- Benedicto C. Sison
- Valerie N. Pama
- Aleli Angela G. Quirino
- Cesar Luis F. Bate
- Oscar S. Reyes

SUN LIFE PROSPERITY GS FUND, INC.

- Benedicto C. Sison
- Maria Josefina A. Castillo
- Aleli Angela G. Quirino
- Teresita J. Herbosa
- Cielito F. Habito

SUN LIFE PROSPERITY DOLLAR ABUNDANCE FUND, INC.

- Benedicto C. Sison
- Valerie N. Pama
- Cielito F. Habito
- Cesar Luis F. Bate
- Oscar S. Reyes

SUN LIFE PROSPERITY DOLLAR STARTER FUND, INC.

- Benedicto C. Sison
- Valerie N. Pama
- Aleli Angela G. Quirino
- Teresita J. Herbosa
- Oscar S. Reyes

SUN LIFE PROSPERITY DOLLAR ADVANTAGE FUND, INC.

- Benedicto C. Sison
- Valerie N. Pama
- Cesar Luis F. Bate
- Cielito F. Habito
- Teresita J. Herbosa

PASAY CITY

CERTIFICATION OF INDEPENDENT DIRECTOR

I, **TERESITA J. HERBOSA**, Filipino, of legal age and a resident of 8 Abelardo St., San Lorenzo Village, Makati City, after having been duly sworn to in accordance with law do hereby declare that:


1. I am a nominee for independent director of the following covered companies:
 - o Sun Life of Canada Prosperity Bond Fund, Inc.
 - o Sun Life of Canada Prosperity Balanced Fund, Inc.
 - o Sun Life Prosperity Dollar Starter Fund, Inc.
 - o Sun Life Prosperity GS Fund, Inc.
 - o Sun Life Prosperity Dollar Advantage Fund, Inc.
 - o Sun Life Prosperity Dynamic Fund, Inc.
 - o Sun Life Prosperity Peso Starter Fund, Inc.
 - o Sun Life Prosperity Peso Voyager Feeder Fund, Inc.
 - o Sun Life Prosperity Achiever Fund 2028, Inc.
 - o Sun Life Prosperity Achiever Fund 2038, Inc.

2. I am affiliated with the following companies or organizations (including Government Owned and Controlled Corporations):

Company/Organization	Position/Relationship	Period of Service
Telecommunications Connectivity Inc.	Director	December 2019 to present
CHS Alumnae Foundation Inc.	Trustee	March 2021 to present

3. I possess all the qualifications and none of the disqualifications to serve as an Independent Director of Sun Life of Canada Prosperity Bond Fund, Inc., Sun Life of Canada Prosperity Balanced Fund, Inc., Sun Life Prosperity Dollar Starter Fund, Inc., Sun Life Prosperity GS Fund, Inc., Sun Life Prosperity Dollar Advantage Fund, Inc., Sun Life Prosperity Dynamic Fund, Inc., Sun Life Prosperity Peso Starter Fund, Inc., Sun Life Prosperity Peso Voyager Feeder Fund, Inc., Sun Life Prosperity Achiever Fund 2028, Inc., and Sun Life Prosperity Achiever Fund 2038, Inc. (collectively, "Covered Companies"), as provided for in Section 38 of the Securities Regulation Code, its Implementing Rules and Regulations and other SEC issuances.
4. I am not related to any director/officer/substantial shareholder of Covered Companies and their subsidiaries and affiliates other than the relationship provided under Rule 38.2.3 of the Securities Regulation Code.
5. Except for the pending proceedings that are civil or administrative in nature that were initiated during my term as SEC Chairperson and all arising from the performance of my official duties and functions, I hereby confirm that I have not been the subject of any conviction by final judgment nor pending criminal or administrative investigation or proceeding, for any offense punishable by imprisonment of more than 6 years, or involving violation of the Revised Corporation Code or the Securities Regulation Code nor any offense involving fraudulent acts under said laws and other laws, rules or regulations enforced or implemented by the Securities and Exchange Commission (SEC).
6. I shall faithfully and diligently comply with my duties and responsibilities as independent director under the Revised Corporation Code, the Securities Regulation Code and its Implementing Rules and Regulations, Code of Corporate Governance and other SEC issuances.
7. I shall inform the Corporate Secretary of Covered Companies of any changes in the abovementioned information within five days from its occurrence.

Done on the date and place indicated below.


TERESITA J. HERBOSA
 Affiant

11 MAY 2022
SUBSCRIBED AND SWORN to before me this 11 in PASAY CITY, affiant exhibiting to me her Driver's License No. N16-78-013976 valid until October 28, 2022.

Doc. No. 131
 Page No. 38
 Book No. IV
 Series of 2022


ATTY. JULES R. MILAN
 Notary Public
 Appointment No. 12-66 / Until 12-31-2022
 Roll No. 45790 / IBP Lifetime No. 04897 / 7-3-03
 PTR O.R. No. 8531012 / 1-4-22 / Pasay City
 MCLF No. VI-0016585 / 01-14-0

CERTIFICATION OF INDEPENDENT DIRECTOR

I, **OSCAR S. REYES**, Filipino, of legal age and a resident of Unit 6, Kasiyahan Homes, 58 McKinley Road, Forbes Park, Makati City, after having been duly sworn to in accordance with law do hereby declare that:

1. I am a nominee for independent director of the following covered companies:

- o Sun Life Prosperity Dollar Abundance Fund, Inc.
- o Sun Life Prosperity Dollar Wellspring Fund, Inc.
- o Sun Life Prosperity Dollar Starter Fund, Inc.
- o Sun Life of Canada Prosperity Balanced Fund, Inc.
- o Sun Life of Canada Prosperity Philippine Equity Fund, Inc.
- o Sun Life Prosperity World Equity Index Feeder Fund, Inc.
- o Sun Life Prosperity Peso Voyager Feeder Fund, Inc.
- o Sun Life Prosperity Achiever Fund 2028, Inc.
- o Sun Life Prosperity Achiever Fund 2038, Inc.
- o Sun Life Prosperity Achiever Fund 2048, Inc.

2. I am affiliated with the following companies or organizations :

Company/Organization	Position	Period of Service
Sun Life Financial Plans Inc.	Independent Director	2006-present
Bank of the Philippine Islands	Independent Director Member, Advisory Council	2003-2016 2016-present
PLDT Inc.	Director Member, Advisory Board	2001-2010 2010-present
Basic Energy Corporation	Independent Director Member, Advisory Board	2007-2019 2019-present
Cosco Capital Inc.	Independent Director	2009-present
D.M. Wenceslao & Associates, Inc.	Independent Director	2019-present
Pioneer Life Inc.	Member, Advisory Board	2019-present
Pioneer Insurance & Surety Corporation	Independent Director	2019-present
Pioneer Intercontinental Insurance	Member, Advisory Board Independent Director	2019-2020 2020-present
Pepsi Cola Products Philippines, Inc.	Chairman	2007-present
PXP Energy Inc.	Director	2017-present
PLDT Communications and Energy Ventures Inc.	Director	2013-present
Grepalife Fixed Income Fund Corporation	Independent Director	2011-present
Grepalife Dollar Bond Fund Corporation	Independent Director	2011-present
Grepalife Bond Fund Corporation	Independent Director	2011-present
Phil Dealing System Holdings Corp.	Independent Director	2019-present
Phil. Dealing Exchange Corporation	Independent Director	2019-present
Phil. Depository & Trust Corporation	Independent Director	2019-present
Phil. Securities Settlement Corporation	Independent Director	2019-present
Team Energy Corporation	Independent Director	2019-present

3. I possess all the qualifications and none of the disqualifications to serve as an Independent Director of Sun Life Prosperity Dollar Abundance Fund, Inc., Sun Life Prosperity Dollar Wellspring Fund, Inc., Sun Life Prosperity Dollar Starter Fund, Inc., Sun Life of Canada Prosperity Balanced Fund, Inc., Sun Life of Canada Prosperity Philippine Equity Fund, Inc., Sun Life Prosperity World Equity Index Feeder Fund, Inc., Sun Life Prosperity Peso Voyager Feeder Fund, Inc., Sun Life Prosperity Achiever Fund 2028, Inc., Sun Life Prosperity Achiever Fund 2038, Inc., and Sun Life Prosperity Achiever Fund 2048, Inc. (collectively, "Covered Companies") as provided for in Section 38 of the Securities Regulation Code, its Implementing Rules and Regulations and other SEC issuances.
4. I am not related to any director/officer/substantial shareholder of Covered Companies and their subsidiaries and affiliates.
5. Except for a Complaint lodged by Johnson Sanhi representing Repower Development Energy Corporation which I and my counsels believe to be highly baseless and false Complaint, and which has been dismissed by the Makati City Prosecutor but was moved by the Complainant for review by the Department of Justice, I am not the subject of any pending criminal or administrative investigation or proceeding.
6. I shall faithfully and diligently comply with my duties and responsibilities as independent director under the Securities Regulation Code and its Implementing Rules and Regulations, Code of Corporate Governance and other SEC issuances.
7. I shall inform the Corporate Secretary of the Covered Companies of any changes in the abovementioned information within five days from its occurrence.

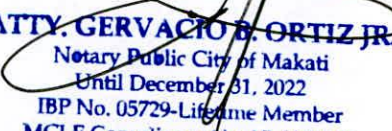
Done on the date and place written below.


OSCAR S. REYES
 Affiant

JUN 08 2022

SUBSCRIBED AND SWORN to before me this ____ day of _____ at **CITY OF MAKATI**, affiant personally appeared before me and exhibited to me his Passport No. P5302920A issued in DFA NCR East valid until 10 December 2022.

Doc. No. 451
 Page No. 99
 Book No. XVI
 Series of 2022.


ATTY. GERVACIO B. ORTIZ JR.
 Notary Public City of Makati
 Until December 31, 2022
 IBP No. 05729-Lifetime Member
 MCLE Compliance No. VI-0024312
 Appointment No. M-82-(2021-2022)
 PTR No. 8852511 Jan. 3, 2022
 Makati City Roll No. 40091
 101 Urban Ave. Campos Rueda Bldg.
 Brgy. Pio Del Pilar, Makati City

CERTIFICATION OF INDEPENDENT DIRECTOR

I, **ALELI ANGELA G. QUIRINO**, Filipino, of legal age and a resident of No. 404 Guevarra Avenue, San Juan City, Metro Manila, after having been duly sworn to in accordance with law do hereby declare that:

1. I am a nominee for independent director of the following covered companies:

- o Sun Life of Canada Prosperity Philippine Equity Fund, Inc.
- o Sun Life Prosperity Dollar Starter Fund, Inc.
- o Sun Life Prosperity GS Fund, Inc.
- o Sun Life Prosperity Philippine Stock Index Fund, Inc.
- o Sun Life Prosperity Dollar Wellspring Fund, Inc.
- o Sun Life Prosperity World Voyager Fund, Inc.
- o Sun Life Prosperity World Equity Index Feeder Fund, Inc.
- o Sun Life Prosperity Achiever Fund 2028, Inc.
- o Sun Life Prosperity Achiever Fund 2038, Inc.
- o Sun Life Prosperity Achiever Fund 2048, Inc.

2. I am affiliated with the following companies or organizations listed below:

Company/Organization	Position/Relationship	Period of Service
Grepalife Balanced Fund Corporation	Independent Director	2011 to present
Grepalife Dollar Bond Fund Corporation	Independent Director	2011 to present
Grepalife Fixed Income Fund Corporation	Independent Director	2011 to present
ACCRA Law Offices	Of Counsel	2010 to present
ELC Beauty, Inc. /Estee Lauder Phils.	Director & Treasurer	2002 to present
Neo Pacific Property Management Corporation	Director	2007 to present
Ateneo de Manila Law Alumni Association, Inc.	Vice Chairman and Trustee	2013 to present
Asian Patent Attorney Association	Philippine Councillor	2007 to present
Intellectual Property Association of the Philippines	Advisory Council Member	2012 to present
Association Internationale pour la Protection de la Propriete Intellectuelle	ExCom member	2004 to present
Intellectual Property Foundation, Inc.	Trustee & Treasurer	1998 to present
Assumption College, Inc.	Trustee & Corporate Secretary	1996 to present
First Line Healthcare Diagnostics Center, Inc.	Chairman	2021 to present

3. I possess all the qualifications and none of the disqualifications to serve as an Independent Director of Sun Life of Canada Prosperity Philippine Equity Fund, Inc., Sun Life Prosperity Dollar Starter Fund, Inc., Sun Life Prosperity GS Fund, Inc., Sun Life Prosperity Philippine Stock Index Fund, Inc., Sun Life Prosperity Dollar Wellspring Fund, Inc., Sun Life Prosperity World Voyager Fund, Inc., Sun Life Prosperity World Equity Index Feeder Fund, Inc., Sun Life Prosperity Achiever Fund 2028, Inc., Sun Life Prosperity Achiever Fund 2038, Inc., Sun Life Prosperity Achiever Fund 2048, Inc. (collectively, "Covered Companies"), as provided for in Section 38 of the Securities Regulation Code, its Implementing Rules and Regulations and other SEC issuances.
4. I am not related to any of the directors/officers/substantial shareholders of Covered Companies and their subsidiaries and affiliates other than the relationship provided under Rule 38.2.3 of the Securities Regulation Code.
5. To the best of my knowledge, I am not the subject of any pending criminal or administrative investigation or proceeding.
6. I shall faithfully and diligently comply with my duties and responsibilities as independent director under the Securities Regulation Code and its Implementing Rules and Regulations, Code of Corporate Governance and other SEC issuances.
7. I shall inform the Corporate Secretary of Covered Companies of any changes in the abovementioned information within five days from its occurrence.

Done on the date and place written below.

Aleli Angela G. Quirino

ALELI ANGELA G. QUIRINO
Affiant

MAY 23 2022

SUBSCRIBED AND SWORN to before me this ____ day of May 2022 at **MAKATI CITY**, affiant personally appeared before me and exhibited to me her Passport with no. P6899837B with expiry date on 01 June 2031 issued at DFA Manila.

Doc. No. 294 ;
Page No. 80 ;
Book No. 31 ;
Series of 2022.

ATTY. ROMEO M. MONFORT
Notary Public City of Makati
Extended Until June 30, 2022
Per B. No. 3795
PTR No. 88525- Jan. 3, 2022 Makati City
Appointment No. M-133 (2020-2021)
IBP No. 1062634- Jan. 3, 2018
MCLE NO. VI-0023417 Roll No. 27932
101 Urban Ave. Campos Rueda Bldg.
Brgy. Pio Del Pilar, Makati City




Sun Life
Asset Management

Certification

I, Sherwin S. Sampang, the Treasurer of Sun Life Prosperity Dollar Starter Fund, Inc., a corporation duly registered under and by virtue of the laws of the Republic of the Philippines, with SEC registration number CS201701307 and with principal office at Sun Life Center, 5th Ave. Cor. Rizal Drive Bonifacio Global City, Taguig City, on oath state:

- 1) That I have caused this SEC Form 17-Q to be prepared on behalf of Sun Life Prosperity Dollar Starter Fund, Inc.;
- 2) That I have read and understood its contents which are true and correct based on my own personal knowledge and/or on authentic records;
- 3) That the company Sun Life Prosperity Dollar Starter Fund, Inc. will comply with the requirements set forth in SEC Notice dated 14 May 2021 to effect a complete and official submission of reports and/or documents through electronic mail;
- 4) That I am fully aware that submitted documents which require pre-evaluation and/or payment of processing fee shall be considered complete and officially received only upon payment of a filing fee; and
- 5) That the e-mail account designated by the company pursuant to SEC Memorandum Circular No. 28, s. 2020 shall be used by the company in its online submissions to CGFD.


IN WITNESS WHEREOF, I have hereunto set my hand this 18th day of May, 2022.


Sherwin S. Sampang
Affiant

SUBSCRIBED AND SWORN to before me this MAY 18 2022 day of MAY, 2022, in MAKATI CITY Philippines. Affiant exhibiting his/her government issued identification card:

Name	Government ID No.	Date of Issue	Place of Issue
Sherwin S. Sampang	Passport ID No. P9427178A	06 Nov 2018	DFA NCR East

Doc. No. 762
Page No. 38
Book No. 30
Series of 2022.


ATTY. GERVACIO B. ORTIZ JR.
Notary Public City of Makati
Until December 31, 2022
IBP No. 05729-Lifetime Member
MCLC Compliance No. VI-024312
Appointment No. M-82-(2021-2022)
PTR No. 8852511 Jan. 3, 2022
Makati City Roll No. 40091
101 Urban Ave. Campos Rueda Bldg.
Brgy. Pio Del Pilar, Makati City

COVER SHEET

C	S	2	0	1	7	0	1	3	0	7
---	---	---	---	---	---	---	---	---	---	---

S.E.C. Registration Number

S	U	N		L	I	F	E		P	R	O	S	P	E	R	I	T	Y		D	O	L	L	A	R			
S	T	A	R	T	E	R		F	U	N	D		I	N	C	.												

5	T	H		F	L	R	.	,		S	U	N	L	I	F	E		C	E	N	T	R	E		5	T	H			
A	V	E		B	O	N	I	F	A	C	I	O		G	L	O	B	A	L		F	O	R	T						
B	O	N	I	F	A	C	I	O		T	A	G	U	I	G		C	I	T	Y										

(Business Address : No. Street City / Town / Province)

Merobhe T. Esmele

Contact Person

555-8888

Company Telephone Number

1	2
---	---

Month

3	1
---	---

Day

Fiscal Year

SEC FORM 17-Q

FORM TYPE

--	--

Month

--	--

Day

Annual Meeting

Mutual Fund Company

Secondary License Type, If Applicable

--	--	--

Dept. Requiring this Doc.

--

Amended Articles Number/Section

--

Total No. of Stockholders

Total Amount of Borrowings	
Domestic	Foreign

To be accomplished by SEC Personnel concerned

--	--	--	--	--	--	--	--	--	--

File Number

LCU

--	--	--	--	--	--	--	--	--	--

Document I.D.

Cashier

[----- STAMPS -----]

Remarks = pls. use black ink for scanning purposes

SEC Number: CS201701307

File Number: _____

SUN LIFE PROSPERITY DOLLAR STARTER FUND, INC.

(Company's Full Name)

**8th Floor Sun Life Centre 5th Avenue cor Rizal Drive Bonifacio Global City, Taguig City,
Philippines**

(Company's Address)

8555-88-88

(Telephone No.)

December 31

(Fiscal Year Ending)
(Month & Day)

SEC FORM 17-Q

Form Type

Amendment Designation (If applicable)

March 31, 2022

Period Ended Date

OPEN-END INVESTMENT COMPANY

Secondary License Type and File Number

SECURITIES AND EXCHANGE COMMISSION

SEC FORM 17-Q

QUARTERLY REPORT PURSUANT TO SECTION 17 OF THE SECURITIES
REGULATION CODE AND SRC RULE 17(2)(b) THEREUNDER

1. For the quarterly period ended: March 31, 2022
2. Commission identification number: CS201701307.
3. BIR Tax Identification No: 009-525-650-000
4. Exact name of issuer as specified in its charter

Sun Life Prosperity Dollar Starter Fund, Inc.

5. Province, country or other jurisdiction of incorporation or organization
6. Industry Classification Code: (SEC Use Only)

Philippines

7. Address of issuer's principal office: PostalCode
8F Sun Life Centre 5th Avenue cor Rizal Drive Bonifacio Global City, Taguig City 1634
8. Issuer's telephone number, including area code (02) - 8555-8888
9. Former name, former address and former fiscal year, if changed since last report N.A.
10. Securities registered pursuant to Sections 8 and 12 of the Code, or Sections 4 and 8 of the RSA

Title of Each Class	Number of Shares of Common Stock Outstanding and Amount of Debt Outstanding
<u>Common Shares (Unclassified)</u>	<u>11,982,660 shares</u> <u>(as of March 31, 2022)</u>

11. Are any or all of the securities listed on a Stock Exchange?

Yes [] No [x]

If yes, state the name of such Stock Exchange and the class/es of securities listed therein:

12. Indicate by check mark whether the registrant:

(a) has filed all reports required to be filed by Section 17 of the Code and SRC Rule 17 thereunder or Sections 11 of the RSA and RSA Rule 11(a)-1 thereunder, and Sections 26 and 141 of the Corporation Code of the Philippines, during the preceding twelve (12) months (or for such shorter period the registrant was required to file such reports)

Yes [x] No []

(b) has been subject to such filing requirements for the past ninety (90) days.

Yes [x] No []

PART A - FINANCIAL INFORMATION

ITEM 1. FINANCIAL STATEMENTS

SUN LIFE PROSPERITY DOLLAR STARTER FUND, INC.

STATEMENT OF FINANCIAL POSITION

AS AT MARCH 31, 2022 AND DECEMBER 31, 2021

In US Dollars

		(Unaudited)	(Audited)
	Notes	2022	2021
ASSETS			
Current Assets			
Cash and cash equivalents	4	\$15,135,958	\$41,447,426
Financial assets at fair value through profit or loss	5	3,538,439	3,539,070
Financial assets at amortized cost - current portion	6	129,906,854	105,773,291
Accrued interest receivable	7	1,494,905	1,053,994
Total Current Assets		150,076,156	151,813,781
Non-current Asset			
Financial assets at amortized cost - non-current portion, net	6	61,199,437	34,143,103
Deferred tax asset	8	46,043	45,164
Total Non-Current Assets		61,245,480	34,188,267
		\$211,321,636	\$186,002,048
LIABILITIES AND EQUITY			
Current Liabilities			
Accrued expenses and other payables	9	\$ 850,082	\$ 140,187
Payable to fund manager	10	72,375	61,430
Income tax payable		198,789	81,328
Total Current Liabilities		1,121,246	282,945
Equity			
Share capital	12	265,279	265,279
Deposit for future stock subscription	12	196,761,249	172,283,949
Additional paid-in capital	13	10,619,515	10,890,092
Retained earnings		2,561,829	2,285,242
		210,207,872	185,724,562
Treasury shares	12	(7,482)	(5,459)
Total Equity		210,200,390	185,719,103
		\$211,321,636	\$186,002,048
Net Asset Value Per Share	14	\$ 1.0622	\$ 1.0608
Total Equity		210,200,390	185,719,103
Capital Stock - Php 1.00 par value			
Authorized - 12,000,000 shares			
Issued and Fully Paid Shares		11,982,660	11,984,169
Deposits for Future Subscriptions-Equity		185,900,894	163,096,073
Total Number of Shares		197,883,554	175,080,242
NET ASSET VALUE PER SHARE		\$ 1.0622	\$ 1.0608

SUN LIFE PROSPERITY DOLLAR STARTER FUND, INC.
STATEMENT OF COMPREHENSIVE INCOME
FOR THE PERIOD ENDED MARCH 31, 2022 AND MARCH 31, 2021

In US Dollars		(Unaudited)	(Unaudited)
	Notes	2022	2021
Investment Income			
Interest income	15	\$661,246	\$362,718
Net realized losses on investments		(5,447)	-
Other income		5	30
		655,804	362,748
Operating Expenses			
Management fees	10	149,803	73,682
Distribution fees	10	68,092	33,492
Provision for expected credit losses	6	3,519	-
Taxes and licenses		28,217	6,941
Custodian fees		9,130	2,012
Directors' fees	10	1,223	1,662
Professional fees		788	792
Printing and supplies		83	71
Fair value loss from financial liability		-	346
Miscellaneous		679	2,244
		261,534	121,242
Profit Before Net Unrealized Gains (Losses)		394,270	241,506
Net Unrealized Gains (Losses) on Investments	5	(631)	12,561
Profit before tax		393,639	254,067
Income Tax Expense (Benefit)		117,052	3,912
Total Comprehensive Net Income for the Period		\$ 276,587	\$ 250,155
Basic Earnings per Share	16	\$ 0.0231	\$ 0.0425

SUN LIFE PROSPERITY DOLLAR STARTER FUND, INC.
STATEMENT OF CHANGES IN EQUITY
FOR THE PERIOD ENDED MARCH 31, 2022 AND MARCH 31, 2021
In US Dollars

	NOTE	Share Capital	Deposits for Future Subscriptions	Additional Paid-in Capital	Retained Earnings	Treasury Shares	Total
Balance, January 1, 2022		\$ 265,279	\$ 172,283,949	\$ 10,890,092	\$ 2,285,242	\$ (5,459)	\$ 185,719,103
Net Income for the period					276,587		276,587
Transactions with owners:	12,13						
Acquisition of Treasury shares during the period		-	-	-	-	(396,293)	(396,293)
Reissuance of Treasury shares during the period		-	-	(4,890)	-	394,270	389,380
Receipt of deposit for future subscriptions		-	139,429,536	-	-	-	139,429,536
Redemptions of Deposits for Future Subscriptions		-	(114,952,236)	(265,687)	-	-	(115,217,923)
Total Transactions with owners		-	24,477,300	(270,577)	-	(2,023)	24,204,700
Balance, March 31, 2022	12,13	\$ 265,279	\$ 196,761,249	\$ 10,619,515	\$ 2,561,829	\$ (7,482)	\$ 210,200,390

	NOTE	Share Capital	Deposits for Future Subscriptions	Additional Paid-in Capital	Retained Earnings	Treasury Shares	Total
Balance, January 1, 2021		\$ 257,620	\$ 79,443,982	\$ 11,423,301	\$ 1,414,134	\$ (827)	\$ 92,538,210
Net Income for the period					276,587		250,155
Transactions with owners:	12,13						
Acquisition of Treasury shares during the period		-	-	-	-	(489,345)	(489,345)
Reissuance of Treasury shares during the period		-	-	(5,687)	-	414,958	409,271
Receipt of deposit for future subscriptions		-	47,171,571	-	-	-	47,171,571
Redemptions of Deposits for Future Subscriptions		-	(28,813,342)	(69,531)	-	-	(28,882,873)
Reclassification of deposit for future stock subscription to liability		-	(9,049,822)	-	-	-	(9,049,822)
Total Transactions with owners		-	9,308,408	(75,218)	-	(74,387)	9,158,803
Balance, March 31, 2021	12,13	\$ 257,620	\$ 88,752,390	\$ 11,348,083	\$ 1,664,289	\$ (75,214)	\$ 101,947,168

SUN LIFE PROSPERITY DOLLAR STARTER FUND, INC.
STATEMENT OF CASH FLOWS
FOR THE PERIOD ENDED MARCH 31, 2022 AND MARCH 31, 2021
In US Dollars

		(Unaudited)	(Unaudited)
	Notes	2022	2021
Cash Flows from Operating Activities			
Profit before tax		\$ 393,639	\$ 254,067
Adjustments for:			
Net unrealized (gains) losses on investments	5	631	(12,561)
Net realized gains on investments		5,447	-
Interest income	15	(661,246)	(362,718)
Provision for expected credit losses	6	3,519	-
Fair value loss on financial liabilities at fair value through profit or loss		-	346
Operating cash flows before working capital changes		(258,010)	(120,866)
Decrease(Increase) in Other current assets		-	(1,876)
Increase in:			
Payable to fund manager		10,945	5,064
Accrued expenses and other payables		709,895	(636,382)
Cash used in operations		462,830	(754,060)
Acquisition of financial assets at fair value through profit or loss	5	-	(1,992,456)
Proceeds from disposal of financial assets at fair value through profit or loss	5	-	3,001,800
Interest received		856,404	191,151
Income taxes paid		(471)	(3,912)
Net cash generated from (used in) operating activities		1,318,763	442,523
Cash Flows from Investing Activities			
Acquisitions of financial assets at amortized cost	6	(79,692,328)	(23,260,233)
Proceeds from maturities/disposal of financial assets at amortized cost	6	27,857,397	6,036,000
Net cash used in investing activities		(51,834,931)	(17,224,233)
Cash Flows from Financing Activities			
Proceeds from reissuance of treasury shares	12,13	389,380	409,271
Payments on acquisition of treasury shares	12	(396,293)	(489,345)
Receipt of deposit for future stock subscriptions	12	139,429,536	47,171,571
Redemption of deposit for future stock subscriptions	12	(115,217,923)	(28,882,873)
Net cash generated from financing activities		24,204,700	18,208,624
Net Increase in Cash and cash equivalents		(26,311,468)	1,426,914
Cash and cash equivalents, Beginning		41,447,426	24,645,731
Cash and cash equivalents, End		\$ 15,135,958	\$ 26,072,645

NOTES TO FINANCIAL STATEMENTS

1. FINANCIAL REPORTING FRAMEWORK AND BASIS OF PREPARATION AND PRESENTATION

Statement of Compliance

These unaudited condensed consolidated interim financial statements of the Company as at and for the three-month period ended March 31, 2022 have been prepared in accordance with PAS 34, Interim Financial Reporting. These unaudited condensed consolidated interim financial statements do not include all the notes normally included in an annual audited financial report. Accordingly, these unaudited condensed consolidated interim financial statements are to be read in conjunction with the annual audited financial statements of the Company for the year ended December 31, 2021, which have been prepared in accordance with the Philippine Financial Reporting Standards (PRFS).

Basis of Preparation and Presentation

The financial statements of the Company have been prepared on the historical cost basis, except for certain financial assets measured at fair value and certain financial instruments carried at amortized cost.

Historical cost is generally based on the fair value of the consideration given in exchange for goods and services.

In preparing the condensed consolidated interim financial statements, the significant accounting estimates and judgments made by the Company in applying the Company's accounting policies and the key sources of estimation uncertainty were the same as those applied to the financial statements as at and for the year ended December 31, 2021.

Functional and Presentation Currency

These financial statements are presented in United States Dollar (USD), the currency of the primary economic environment in which the Company operates. All amounts are recorded to the nearest dollar, except when otherwise indicated.

2. ADOPTION OF NEW AND REVISED ACCOUNTING STANDARDS

Adoption of New and Revised Accounting Standards Effective in 2021

The Company adopted all accounting standards and interpretations effective as at December 31, 2021. The new and revised accounting standards and interpretations that have been published by the International Accounting Standards Board (IASB) and approved by the FRSC in the Philippines, were assessed to be applicable to the Company's financial statements and are as follows:

PIC Q&A No. 2020-07, *PAS 12 – Accounting for the Proposed Changes in Income Tax Rates under the Corporate Recovery and Tax Incentives for Enterprises Act (CREATE) Bill*

The interpretation explained the details of the CREATE bill and its impact on the financial statements once passed.

Interpretation discussed that impact on the financial statements ending December 31, 2020 are as follows:

- Current and deferred taxes will still be measured using the applicable income tax rate as of December 31, 2020;
- If the CREATE bill is enacted before financial statements' issue date, this will be a non-adjusting event but the significant effects of changes in tax rates on current and deferred tax assets and liabilities should be disclosed; and
- If the CREATE bill is enacted after financial statements' issue date but before filing of the income tax return, this is no longer a subsequent event but companies may consider disclosing the general key feature of the bill and the expected impact on the financial statements

For the financial statements ending December 31, 2021, the impact are as follows:

- Standard provides that component of tax expense (income) may include “any adjustments recognized in the period for current tax of prior periods” and “the amount of deferred tax expense (income) relating to changes in tax rates or the imposition of new taxes”;
- An explanation of changes in the applicable income tax rates to the previous accounting period is also required to be disclosed;
- The provision for current income tax for the year 2021 will include the difference between income tax per 2020 financial statements and 2020 income tax return;
- Deferred tax assets and liabilities as of December 31, 2021, will be remeasured using the new tax rates; and
- Any movement in deferred taxes arising from the change in tax rates that will form part of the provision for/benefit from deferred taxes will be included as well in the effective tax rate reconciliation.

The interpretation is effective on or after January 29, 2021.

New Accounting Standards Effective after the Reporting Period Ended December 31, 2021

The Company will adopt the following standards when these become effective:

PFRS 17, Insurance Contracts

PFRS 17 establishes the principles for the recognition, measurement, presentation and disclosure of insurance contracts and supersedes PFRS 4, *Insurance Contracts*.

PFRS 17 outlines a general model, which is modified for insurance contracts with direct participation features, described as the variable fee approach. The general model is simplified if certain criteria are met by measuring the liability for remaining coverage using the premium allocation approach.

The general model uses current assumptions to estimate the amount, timing and uncertainty of future cash flows and it explicitly measures the cost of that uncertainty. It takes into account market interest rates and the impact of policyholders’ options and guarantees.

An amendment issued on June 2020 and adopted by FRSC on August 2020 addresses concerns and implementation challenges that were identified after PFRS 17 was published.

PFRS 17 must be applied retrospectively unless impracticable, in which case the modified retrospective approach or the fair value approach is applied.

For the purpose of the transition requirements, the date of initial application is the start of the annual reporting period in which the entity first applies the Standard, and the transition date is the beginning of the period immediately preceding the date of initial application.

The standard (incorporating the amendments) is effective for periods beginning on or after January 1, 2025. Earlier application is permitted.

The future adoption of the standard will have no effect on the Company’s financial statements as the Company does not issue insurance contracts.

Amendments to PFRS 3, References to the Conceptual Framework

The amendments update PFRS 3 so that it refers to the 2018 Conceptual Framework instead of the 1989 Framework. They also add to PFRS 3 a requirement that, for obligations within the scope of PAS 37, an acquirer applies PAS 37 to determine whether at the acquisition date a present obligation exists as a result of past events. For a levy that would be within the scope of IFRIC 21, *Levies*, the acquirer applies IFRIC 21 to determine whether the obligating event that gives rise to a liability to pay the levy has occurred by the acquisition date.

The amendments also add an explicit statement that an acquirer does not recognize contingent assets acquired in a business combination.

The amendments are effective for business combinations for which the date of acquisition is on or after the beginning of the first annual period beginning on or after January 1, 2022. Early application is permitted if an entity also applies all other updated references (published together with the updated Conceptual Framework) at the same time or earlier.

The future adoption of the amendment will have no effect on the Company's financial statements as the Company is not in the process of and has no plan to enter into business combination.

Amendments to PFRS 10 and PAS 28, Sale or Contribution of Assets between an Investor and Its Associate or Joint Venture

The amendments to PFRS 10 and PAS 28 deal with situations where there is a sale or contribution of assets between an investor and its associate or joint venture. Specifically, the amendments state that gains or losses resulting from the loss of control of a subsidiary that does not contain a business in a transaction with an associate or a joint venture that is accounted for using the equity method, are recognized in the parent's profit or loss only to the extent of the unrelated investors' interests in that associate or joint venture. Similarly, gains and losses resulting from the remeasurement of investments retained in any former subsidiary (that has become an associate or a joint venture that is accounted for using the equity method) to fair value are recognized in the former parent's profit or loss only to the extent of the unrelated investors' interests in the new associate or joint venture.

The effective date of the amendments has yet to be set by the Board; however, earlier application of the amendments is permitted.

The future adoption of the amendment will have no effect on the Company's financial statements as the Company is not in the process and has no plan to acquire such investments.

Amendments to PAS 1, Classification of Liabilities as Current or Non-current

The amendments to PAS 1 affect only the presentation of liabilities as current or non-current in the statement of financial position and not the amount or timing of recognition of any asset, liability, income or expenses, or the information disclosed about those items.

The amendments clarify that the classification of liabilities as current or non-current is based on rights that are in existence at the end of the reporting period, specify that classification is unaffected by expectations about whether an entity will exercise its right to defer settlement of a liability, explain that rights are in existence if covenants are complied with at the end of the reporting period, and introduce a definition of 'settlement' to make clear that settlement refers to the transfer to the counterparty of cash, equity instruments, other assets or services.

The amendments are applied retrospectively for annual periods beginning on or after January 1, 2023, with early application permitted.

The Company will continue its assessment and will finalize the same upon the effectivity of this amendment.

Amendments to PAS 16, Property, Plant and Equipment – Proceeds before Intended Use

The amendments prohibit deducting from the cost of an item of property, plant and equipment any proceeds from selling items produced before that asset is available for use, i.e. proceeds while bringing the asset to the location and condition necessary for it to be capable of operating in the manner intended by management. Consequently, an entity recognizes such sales proceeds and related costs in profit or loss. The entity measures the cost of those items in accordance with PAS 2, *Inventories*.

The amendments also clarify the meaning of 'testing whether an asset is functioning properly'. PAS 16 now specifies this as assessing whether the technical and physical performance of the asset is such that it is capable of being used in the production or supply of goods or services, for rental to others, or for administrative purposes.

If not presented separately in the statement of comprehensive income, the financial statements shall disclose the amounts of proceeds and cost included in profit or loss that relate to items produced that are

not an output of the entity's ordinary activities, and which line item(s) in the statement of comprehensive income include(s) such proceeds and cost.

The amendments are applied retrospectively, but only to items of property, plant and equipment that are brought to the location and condition necessary for them to be capable of operating in the manner intended by management on or after the beginning of the earliest period presented in the financial statements in which the entity first applies the amendments.

The entity shall recognize the cumulative effect of initially applying the amendments as an adjustment to the opening balance of retained earnings (or other component of equity, as appropriate) at the beginning of that earliest period presented.

The amendments are effective for annual periods beginning on or after January 1, 2022, with early application permitted.

The future adoption of the amendment will have no effect on the Company's financial statements as the Company does not have property, plant and equipment recorded in its financial statements.

Amendments to PAS 37, Onerous Contracts – Cost of Fulfilling a Contract

The amendments specify that the 'cost of fulfilling' a contract comprises the 'costs that relate directly to the contract'. Costs that relate directly to a contract consist of both the incremental costs of fulfilling that contract (examples would be direct labor or materials) and an allocation of other costs that relate directly to fulfilling contracts (an example would be the allocation of the depreciation charge for an item of property, plant and equipment used in fulfilling the contract).

The amendments apply to contracts for which the entity has not yet fulfilled all its obligations at the beginning of the annual reporting period in which the entity first applies the amendments. Comparatives are not restated. Instead, the entity shall recognize the cumulative effect of initially applying the amendments as an adjustment to the opening balance of retained earnings or other component of equity, as appropriate, at the date of initial application.

The amendments are effective for annual periods beginning on or after January 1, 2022, with early application permitted.

The future adoption of the amendment will have no effect on the Company's financial statements as the Company does not issue and enter into onerous contracts.

Annual Improvements to PFRS Standards 2018-2020 Cycle

Amendments to PFRS 1, Subsidiary as a first-time adopter

The amendment provides additional relief to a subsidiary which becomes a first-time adopter later than its parent in respect of accounting for cumulative translation differences. As a result of the amendment, a subsidiary that uses the exemption in PFRS 1:D16 (a) can now also elect to measure cumulative translation differences for all foreign operations at the carrying amount that would be included in the parent's consolidated financial statements, based on the parent's date of transition to PFRS Standards, if no adjustments were made for consolidation procedures and for the effects of the business combination in which the parent acquired the subsidiary. A similar election is available to an associate or joint venture that uses the exemption in PFRS 1:D16 (a).

The amendment is effective for annual periods beginning on or after January 1, 2022, with early application permitted.

Amendments to PFRS 9, Fees in the '10 per cent' test for derecognition of financial liabilities

The amendment clarifies that in applying the '10 per cent' test to assess whether to derecognize a financial liability, an entity includes only fees paid or received between the entity (the borrower) and the lender, including fees paid or received by either the entity or the lender on the other's behalf.

The amendment is applied prospectively to modifications and exchanges that occur on or after the date the entity first applies the amendment.

The amendment is effective for annual periods beginning on or after January 1, 2022, with early application permitted.

Amendments to PFRS 16, *Lease incentives*

The amendment removes the illustration of the reimbursement of leasehold improvements. As the amendment to PFRS 16 only regards an illustrative example, no effective date is stated.

Amendments to PAS 41, *Taxation in fair value measurements*

The amendment removes the requirement in PAS 41 for entities to exclude cash flows for taxation when measuring fair value. This aligns the fair value measurement in PAS 41 with the requirements of PFRS 13, *Fair Value Measurement* to use internally consistent cash flows and discount rates and enables preparers to determine whether to use pretax or post-tax cash flows and discount rates for the most appropriate fair value measurement.

The amendment is applied prospectively, i.e. for fair value measurements on or after the date an entity initially applies the amendment.

The amendment is effective for annual periods beginning on or after January 1, 2022, with early application permitted.

The future adoption of the amendments will have no effect on the Company's financial statements as the Company does not subsidiary as first-time adopter; does not derecognize any liabilities, does not have lease contracts and leasehold improvements and does not have biological assets covered by PAS 41 that need to exclude its cash flows for taxation on its financial statements.

Amendments to PAS 1 and PFRS Practice Statement 2, *Disclosure Initiative – Accounting Policies*

The amendments are as follows:

- An entity is now required to disclose its material accounting policy information instead of its significant accounting policies
- several paragraphs are added to explain how an entity can identify material accounting policy information and to give examples of when accounting policy information is likely to be material;
- the amendments clarify that accounting policy information may be material because of its nature, even if the related amounts are immaterial;
- the amendments clarify that accounting policy information is material if users of an entity's financial statements would need it to understand other material information in the financial statements; and
- the amendments clarify that if an entity discloses immaterial accounting policy information, such information shall not obscure material accounting policy information.

The amendments are applied prospectively. The amendments to PAS 1 are effective for annual periods beginning on or after January 1, 2023. Earlier application is permitted.

The Company will continue its assessment and will finalize the same upon the effectivity of these amendments.

Amendments to PAS 8, *Definition of Accounting Estimates*

With the amendment, accounting estimates are now defined as "monetary amounts in financial statements that are subject to measurement uncertainty."

The amendment clarified that a change in accounting estimate that results from new information or new developments is not the correction of an error. In addition, the effects of a change in an input or a measurement technique used to develop an accounting estimate are changes in accounting estimates if they do not result from the correction of prior period errors.

A change in an accounting estimate may affect only the current period's profit or loss, or the profit or loss of both the current period and future periods. The effect of the change relating to the current period is recognized as income or expense in the current period. The effect, if any, on future periods is recognized as income or expense in those future periods.

The amendments are effective for annual periods beginning on or after January 1, 2023 and changes in accounting policies and changes in accounting estimates that occur on or after the start of that period. Earlier application is permitted.

The future adoption of the amendments will have no effect on the Company's financial statements as the Company does not have changes in the inputs or measurement techniques used to develop its accounting estimates.

Amendments to PAS 12, Income Taxes—Deferred Tax related to Assets and Liabilities arising from a Single Transaction

The amendments introduce a further exception from the initial recognition exemption. Under the amendments, an entity does not apply the initial recognition exemption for transactions that give rise to equal taxable and deductible temporary differences.

Depending on the applicable tax law, equal taxable and deductible temporary differences may arise on initial recognition of an asset and liability in a transaction that is not a business combination and affects neither accounting nor taxable profit. For example, this may arise upon recognition of a lease liability and the corresponding right-of-use asset applying IFRS 16 at the commencement date of a lease.

Following the amendments to PAS 12, an entity is required to recognize the related deferred tax asset and liability, with the recognition of any deferred tax asset being subject to the recoverability criteria in PAS 12.

The Board also adds an illustrative example to PAS 12 that explains how the amendments are applied.

The amendments apply to transactions that occur on or after the beginning of the earliest comparative period presented. In addition, at the beginning of the earliest comparative period an entity recognizes:

- A deferred tax asset (to the extent that it is probable that taxable profit will be available against which the deductible temporary difference can be utilized) and a deferred tax liability for all deductible and taxable temporary differences associated with:
 - Right-of-use assets and lease liabilities;
 - Decommissioning, restoration and similar liabilities and the corresponding amounts recognized as part of the cost of the related asset
- The cumulative effect of initially applying the amendments as an adjustment to the opening balance of retained earnings (or other component of equity, as appropriate) at that date

The amendments are effective for annual reporting periods beginning on or after January 1, 2023, with earlier application permitted.

The future adoption of the amendments will have no effect on the Company's financial statements as the Company does not have lease contracts and leasehold improvements and does not recognize deferred assets and liabilities.

Amendment to PFRS 17, Initial Application of PFRS 17 and PFRS 9 – Comparative Information

The amendment is a transition option relating to comparative information about financial assets presented on initial application of IFRS 17.

The main amendment in Initial Application of PFRS 17 and PFRS 9, *Comparative Information (Amendment to PFRS 17)* is a narrow-scope amendment to the transition requirements of PFRS 17 for entities that first apply PFRS 17 and PFRS 9 at the same time. The amendment regards financial assets for which comparative information is presented on initial application of PFRS 17 and PFRS 9, but where this information has not been restated for PFRS 9.

Under the amendment, an entity is permitted to present comparative information about a financial asset as if the classification and measurement requirements of PFRS 9 had been applied to that financial asset before. The option is available on an instrument-by-instrument basis. In applying the classification overlay to a financial asset, an entity is not required to apply the impairment requirements of PFRS 9.

There are no changes to the transition requirements in PFRS 9.

The amendment is effective for annual periods beginning on or after January 1, 2025, as amended by the FRSC from January 1, 2023. This is consistent with Circular Letter No. 2020-62 issued by the Insurance

Commission which deferred the implementation of PFRS 17 by two (2) years after its effective date as decided by the IASB. Still subject to approval of the Board of Accountancy.

The future adoption of the amendment will have no effect on the Company's financial statements as the Company does not issue insurance contracts

3. SIGNIFICANT ACCOUNTING POLICIES

Financial Assets

Initial recognition and measurement

Financial assets and financial liabilities are recognized when the entity becomes a party to the contractual provisions of the instrument. Regular way purchases and sales of financial assets are recognized on trade-date, the date on which the Company commits to purchase or sell the asset.

At initial recognition, the Company measures a financial asset or financial liability at its fair value plus or minus, in the case of a financial asset or financial liability not at FVTPL, transaction costs that are incremental and directly attributable to the acquisition or issue of the financial asset or financial liability. Transaction costs of financial assets and financial liabilities carried at FVTPL are expensed in profit or loss.

Classification and subsequent measurement

The Company classifies its financial assets in the following measurement categories:

- FVTPL;
- Fair value through other comprehensive income (FVTOCI); and
- Amortized cost.

As at March 31, 2022 and December 31, 2021, the Company does not have financial assets classified as FVTOCI.

Classification of financial assets will be driven by the entity's business model for managing the financial assets and the contractual cash flows of the financial assets.

A financial asset is to be measured at amortized cost if: a) the objective of the business model is to hold the financial asset for the collection of the contractual cash flows; and b) the contractual cash flows under the instrument represent SPPI.

All other debt and equity instruments must be recognized at fair value.

All fair value movements on financial assets are taken through the statement of comprehensive income, except for equity investments that are not held for trading, which may be recorded in the statement of comprehensive income or in reserves (without subsequent recycling to profit or loss).

Debt instruments

Subsequent measurement of debt instruments depends on the Company's business model for managing the asset and the cash flow characteristics of the asset. There are two measurement categories into which the Company classifies its debt instruments:

- Amortized cost. Assets that are held for collection of contractual cash flows where those cash flows represent SPPI are measured at amortized cost. A gain or loss on a debt investment that is subsequently measured at amortized cost and is not part of a hedging relationship is recognized in profit or loss when the asset is derecognized or impaired. Interest income from these financial assets is included in finance income using the effective interest rate method.
- FVTPL. Assets that do not meet the criteria for amortized cost are measured at FVTPL. A gain or loss on a debt investment that is subsequently measured at FVTPL and is not part of a hedging relationship is recognized in profit or loss and presented net in the statement of comprehensive income within other gains/(losses) in the period in which it arises. Interest income from these financial assets is included in finance income.

The business model reflects how the Company manages the assets in order to generate cash flows. That is, whether the Company's objective is solely to collect the contractual cash flows from the assets or to collect both the contractual cash flows and cash flows arising from the sale of assets. If neither of these is applicable, then the financial assets are classified as part of 'other' business model and measured at FVTPL. Factors considered by the Company in determining the business model for a group of assets include past experience on how the cash flows for these assets were collected, how the asset's performance is evaluated and reported to key management personnel, how risks are assessed and managed and how managers are compensated.

Where the business model is to hold assets to collect contractual cash flows or to collect contractual cash flows and sell, the Company assesses whether the financial instruments' cash flows represent SPPI. In making this assessment, the Company considers whether the contractual cash flows are consistent with a basic lending arrangement i.e. interest includes only consideration for the time value of money, credit risk, other basic lending risks and a profit margin that is consistent with a basic lending arrangement. Where the contractual terms introduce exposure to risk or volatility that are inconsistent with a basic lending arrangement, the related financial asset is classified and measured at FVTPL.

Amortized cost and effective interest method

The effective interest method is a method of calculating the amortized cost of a financial asset and of allocating interest income over the relevant period.

For financial instruments other than POCI financial assets, the effective interest rate is the rate that exactly discounts estimated future cash receipts (including all fees and points paid or received that form an integral part of the effective interest rate, transaction costs and other premiums or discounts) excluding expected credit losses, through the expected life of the debt instrument, or, where appropriate, a shorter period, to the gross carrying amount of the debt instrument on initial recognition.

The amortized cost of a financial asset is the amount at which the financial asset is measured at initial recognition minus the principal repayments, plus the cumulative amortization using the effective interest method of any difference between that initial amount and the maturity amount, adjusted for any loss allowance. On the other hand, the gross carrying amount of a financial asset is the amortized cost of a financial asset before adjusting for any loss allowance.

Interest income is recognized using the effective interest method for debt instruments measured subsequently at amortized cost. For financial instruments other than POCI financial assets, interest income is calculated by applying the effective interest rate to the gross carrying amount of a financial asset, except for financial assets that have subsequently become credit-impaired. For financial assets that have subsequently become credit-impaired, interest income is recognized by applying the effective interest rate to the amortized cost of the financial asset. If, in subsequent reporting periods, the credit risk on the credit-impaired financial instrument improves so that the financial asset is no longer credit-impaired, interest income is recognized by applying the effective interest rate to the gross carrying amount of the financial asset.

Equity instruments

Equity instruments are instruments that meet the definition of equity from the issuer's perspective, that is, instruments that do not contain a contractual obligation to pay and that evidence a residual interest in the issuer's net assets.

The Company subsequently measures all equity investments at FVTPL, except where the Company's management has elected, at initial recognition, to irrevocably designate an equity instrument at FVTOCI. The Company's policy is to designate equity investments as FVTOCI when those investments are held for the purposes other than to generate investment returns. When the election is used, fair value gains and losses are recognized in OCI and are not subsequently reclassified to profit or loss, including disposal. Impairment losses (and reversal of impairment losses) are not reported separately from other changes in fair value. Dividends, when representing a return on such investments, continue to be recognized in profit or loss as other income when the Company's right to receive payment is established.

Changes in the fair value of financial assets at FVTPL are recognized in net realized gains (losses) on investments in the statement of comprehensive income as applicable. Impairment losses (and reversal of impairment losses) on equity investments measured at FVTOCI are not reported separately from other changes in fair value.

Impairment of financial assets

The Company recognizes a loss allowance for ECL on investments in debt instruments that are measured at amortized cost. The amount of ECL is updated at each reporting date to reflect changes in credit risk since initial recognition of the respective financial instrument.

ECLs are a probability-weighted estimate of the present value of credit losses. These are measured as the present value of the difference between the cash flows due to the Company under the contract and the cash flows that the Company expects to receive arising from the weighting of multiple future economic scenarios, discounted at the asset's effective interest rate.

The Company measures ECL on an individual basis, or on a collective basis for portfolios of loans that share similar economic risk characteristics. The measurement of the loss allowance is based on the present value of the asset's expected cash flows using the asset's original effective interest rate, regardless of whether it is measured on an individual basis or a collective basis.

With the exception of POCI financial assets, ECLs are required to be measured through a loss allowance at an amount equal to:

- 12-month ECL, i.e. lifetime ECL that result from those default events on the financial instrument that are possible within 12 months after the reporting date, (referred to as Stage 1); or
- full lifetime ECL, i.e. lifetime ECL that result from all possible default events over the life of the financial instrument, (referred to as Stage 2 and Stage 3).

A loss allowance for full lifetime ECL is required for a financial instrument if the credit risk on that financial instrument has increased significantly since initial recognition. For all other financial instruments, ECLs are measured at an amount equal to the 12-month ECL.

The Company recognizes lifetime ECL when there has been a significant increase in credit risk since initial recognition. If, on the other hand, the credit risk on the financial instrument has not increased significantly since initial recognition, the Company measures the loss allowance for that financial instrument at an amount equal to 12 month ECL. The assessment of whether lifetime ECL should be recognized is based on significant increases in the likelihood or risk of a default occurring since initial recognition instead of on evidence of a financial asset being credit-impaired at the reporting date or an actual default occurring.

Lifetime ECL represents the ECL that will result from all possible default events over the expected life of a financial instrument. In contrast, 12 month ECL represents the portion of lifetime ECL that is expected to result from default events on a financial instrument that are possible within 12 months after the reporting date.

Significant increase in credit risk

The Company monitors all financial assets that are subject to the impairment requirements to assess whether there has been a significant increase in credit risk since initial recognition. If there has been a significant increase in credit risk the Company will measure the loss allowance based on lifetime rather than 12-month ECL.

In assessing whether the credit risk on a financial instrument has increased significantly since initial recognition, the Company compares the risk of a default occurring on the financial instrument at the reporting date based on the remaining maturity of the instrument with the risk of a default occurring that was anticipated for the remaining maturity at the current reporting date when the financial instrument was first recognized. In making this assessment, the Company considers both quantitative and qualitative information that is reasonable and supportable, including historical experience and forward-looking information that is available without undue cost or effort.

Forward-looking information considered includes the future prospects of the industries in which the Company's debtors operate, obtained from economic expert reports, financial analysts, governmental bodies, relevant think-tanks and other similar organizations, as well as consideration of various external sources of actual and forecast economic information that relate to the Company's core operations.

In particular, the following information is taken into account when assessing whether credit risk has increased significantly since initial recognition:

- an actual or expected significant deterioration in the financial instrument's external (if available) or internal credit rating;
- significant deterioration in external market indicators of credit risk for a particular financial instrument (e.g., a significant increase in the credit spread, the credit default swap prices for the debtor, or the length of time or the extent to which the fair value of a financial asset has been less than its amortized cost);
- existing or forecast adverse changes in business, financial or economic conditions that are expected to cause a significant decrease in the debtor's ability to meet its debt obligations;
- an actual or expected significant deterioration in the operating results of the debtor;
- significant increases in credit risk on other financial instruments of the same debtor;
- an actual or expected significant adverse change in the regulatory, economic, or technological environment of the debtor that results in a significant decrease in the debtor's ability to meet its debt obligations.

Irrespective of the outcome of the above assessment, the Company presumes that the credit risk on a financial asset has increased significantly since initial recognition when contractual payments are more than 30 days past due, unless the Company has reasonable and supportable information that demonstrates otherwise.

Despite the foregoing, the Company assumes that the credit risk on a financial instrument has not increased significantly since initial recognition if the financial instrument is determined to have low credit risk at the reporting date.

A financial instrument is determined to have low credit risk if:

- it has a low risk of default;
- the borrower is considered, in the short term, to have a strong capacity to meet its obligations; and
- the Company expects, in the longer term, that adverse changes in economic and business conditions might, but will not necessarily, reduce the ability of the borrower to fulfill its obligations.

The Company considers a financial asset to have low credit risk when the asset has external credit rating of 'investment grade' in accordance with the globally understood definition or if an external rating is not available, the asset has an internal rating of 'performing'. Performing means that the counterparty has a strong financial position and there is no past due amounts.

The Company regularly monitors the effectiveness of the criteria used to identify whether there has been a significant increase in credit risk and revises them as appropriate to ensure that the criteria are capable of identifying significant increase in credit risk before the amount becomes past due.

Default

The Company considers the following as constituting an event of default for internal credit risk management purposes as historical experience indicates that financial assets that meet either of the following criteria are generally not recoverable:

- when there is a breach of financial covenants by the debtor; or
- information developed internally or obtained from external sources indicates that the debtor is unlikely to pay its creditors, including the Company, in full (without taking into account any collateral held by the Company).

Irrespective of the above analysis, the Company considers that default has occurred when a financial asset is more than 90 days past due unless the Company has reasonable and supportable information to demonstrate that a more lagging default criterion is more appropriate.

Critical to the determination of ECL is the definition of default. The definition of default is used in measuring the amount of ECL and in the determination of whether the loss allowance is based on 12-month or lifetime ECL, as default is a component of the probability of default (PD) which affects both the measurement of ECLs and the identification of a significant increase in credit risk.

Credit-impaired financial assets

A financial asset is credit-impaired when one or more events that have a detrimental impact on the estimated future cash flows of the financial asset have occurred. Evidence of credit-impairment includes observable data about the following events:

- significant financial difficulty of the borrower or issuer;
- a breach of contract such as a default or past due event;
- the lender of the borrower, for economic or contractual reasons relating to the borrower's financial difficulty, having granted to the borrower a concession that the lender would not otherwise consider;
- it is becoming probable that the borrower will enter bankruptcy or other financial reorganization;
- the disappearance of an active market for a security because of financial difficulties; or
- the purchase of a financial asset at a deep discount that reflects the incurred credit losses.

It may not be possible to identify a single discrete event—instead, the combined effect of several events may have caused financial assets to become credit-impaired. The Company assesses whether debt instruments that are financial assets measured at amortized cost or FVTOCI are credit-impaired at each reporting date. To assess if debt instruments are credit impaired, the Company considers factors such as bond yields, credit ratings and the ability of the borrower to raise funding.

Write-off

The Company writes off a financial asset when there is information indicating that the debtor is in severe financial difficulty and there is no realistic prospect of recovery, such as when the debtor has been placed under liquidation or has entered into bankruptcy proceedings, or in the case of trade receivables, when the amounts are over two years past due, whichever occurs sooner.

Financial assets written off may still be subject to enforcement activities under the Company's recovery procedures, taking into account legal advice where appropriate. Any recoveries made are recognized in profit or loss.

Measurement and recognition of expected credit losses

The measurement of ECL is a function of the probability of default, loss given default (i.e. the magnitude of the loss if there is a default) and the exposure at default. The assessment of the probability of default and loss given default is based on historical data adjusted by forward-looking information.

As for the exposure at default, for financial assets, this is represented by the assets' gross carrying amount at the reporting date, the Company's understanding of the specific future financing needs of the debtors, and other relevant forward-looking information.

For financial assets, the ECL is estimated as the difference between all contractual cash flows that are due to the Company in accordance with the contract and all the cash flows that the Company expects to receive, discounted at the original effective interest rate.

If the Company has measured the loss allowance for a financial instrument at an amount equal to lifetime ECL in the previous reporting period, but determines at the current reporting date that the conditions for lifetime ECL are no longer met, the Company measures the loss allowance at an amount equal to 12-month ECL at the current reporting date, except for assets for which simplified approach was used.

The Company recognizes an impairment gain or loss in profit or loss for all financial instruments with a corresponding adjustment to their carrying amount through a loss allowance account, except for investments in debt instruments that are measured at FVTOCI, for which the loss allowance is recognized in other comprehensive income and accumulated in the investment revaluation reserve, and does not reduce the carrying amount of the financial asset in the statement of financial position.

Presentation of allowance for ECL in the statement of financial position

Loss allowances for ECL are presented in the statement of financial position as a deduction from the gross carrying amount of the assets.

Derecognition

The Company derecognizes a financial asset only when the contractual rights to the asset's cash flows expire or when the financial asset and substantially all the risks and rewards of ownership of the asset are transferred to another entity. If the Company neither transfers nor retains substantially all the risks and rewards of ownership and continues to control the transferred asset, the Company recognizes its retained interest in the asset and an associated liability for amounts it may have to pay. If the Company retains substantially all the risks and rewards of ownership of a transferred financial asset, the Company continues to recognize the financial asset and also recognizes a collateralized borrowing for the proceeds received.

On derecognition of a financial asset in its entirety, the difference between the asset's carrying amount and the sum of the consideration received and receivable and the cumulative gain/loss that had been recognized in OCI and accumulated in equity is recognized in profit or loss, with the exception of equity investment designated as measured at FVTOCI, where the cumulative gain/loss previously recognized in OCI is not subsequently reclassified to profit or loss.

Financial liabilities and Equity Instruments

Classification as debt or equity

Debt and equity instruments are classified as either financial liabilities or as equity in accordance with the substance of the contractual arrangements and the definitions of a financial liability and an equity instrument.

Financial Liabilities

All financial liabilities are measured subsequently at amortized cost using the effective interest method or at FVTPL. Financial liabilities are classified as either financial liabilities 'at FVTPL' or 'other financial liabilities'.

Financial liabilities at FVTPL

Financial liabilities are classified as at FVTPL when the financial liability is (i) held for trading, or (ii) it is designated as at FVTPL.

A financial liability is classified as held for trading if:

- it has been incurred principally for the purpose of repurchasing it in the near term; or
- on initial recognition it is part of a portfolio of identified financial instruments that the Company manages together and has a recent actual pattern of short-term profit taking; or
- it is a derivative that is not designated and effective as a hedging instrument.

Financial liabilities at FVTPL are measured at fair value, with any gains/losses arising on remeasurement recognized in profit or loss to the extent that they are not part of a designated hedging relationship. The net gain/loss recognized in profit or loss incorporates any interest paid on the financial liability and is included in profit or loss.

However, for financial liabilities that are designated as at FVTPL, the amount of change in the fair value of the financial liability that is attributable to changes in the credit risk of that liability is recognized in OCI, unless the recognition of the effects of changes in the liability's credit risk in OCI would create or enlarge an accounting mismatch in profit or loss. The remaining amount of change in the fair value of liability is recognized in profit or loss. Changes in fair value attributable to a financial liability's credit risk that are recognized in OCI are not subsequently reclassified to profit or loss; instead, they are transferred to retained earnings upon derecognition of the financial liability.

In making the determination of whether recognizing changes in the liability's credit risk in OCI will create or enlarge an accounting mismatch in profit or loss, the Company assesses whether it expects that the effects of changes in the liability's credit risk will be offset in profit or loss by a change in the fair value of another financial instrument measured at FVTPL. This determination is made at initial recognition.

Since the company does not have financial liabilities classified at FVTPL, all financial liabilities are subsequently measured at amortized cost.

Financial liabilities measured subsequently at amortized cost

Financial liabilities that are not (i) contingent consideration of an acquirer in a business combination, (ii) held-for-trading, or (iii) designated as at FVTPL, are measured subsequently at amortized cost using the effective interest method.

The effective interest method is a method of calculating the amortized cost of a financial liability and of allocating interest expense over the relevant period. The effective interest rate is the rate that exactly discounts estimated future cash payments (including all fees and points paid or received that form an integral part of the effective interest rate, transaction costs and other premiums or discounts) through the expected life of the financial liability, or (where appropriate) a shorter period, to the amortized cost of a financial liability.

The Company's financial liabilities classified under this category include accrued expenses and other payables, due to brokers and payable to fund manager.

Offsetting financial instruments

Financial assets and liabilities are offset and the net amount reported in the statements of financial position when there is a legally enforceable right to offset the recognized amounts and there is an intention to settle on a net basis or realize the asset and settle the liability simultaneously.

A right to offset must be available today rather than being contingent on a future event and must be exercisable by any of the counterparties, both in the normal course of business and in the event of default, insolvency or bankruptcy.

Derecognition of financial liabilities

The Company derecognizes financial liabilities when, and only when, the Company's obligations are discharged, cancelled or have expired. The difference between the carrying amount of the financial liability derecognized and the consideration paid and payable is recognized in profit or loss.

Equity instruments

An equity instrument is any contract that evidences a residual interest in the assets of the Company after deducting all of its liabilities. Equity instruments issued by the Company are recognized at the proceeds received, net of direct issue costs.

Share capital

Share capital consisting of ordinary shares is classified as equity. Incremental costs directly attributable to the issue of new shares or options are shown in equity as a deduction from the proceeds, net of tax. Any excess of proceeds from issuance of shares over its par value is recognized as additional paid-in capital.

Retained earnings

Retained earnings represent accumulated profit attributable to equity holders of the Company after deducting dividends declared. Retained earnings may also include effect of changes in accounting policy as may be required by the standard's transitional provisions.

Repurchase, disposal and reissuance of share capital (treasury shares)

When share capital recognized as equity is repurchased, the amount of the consideration paid, which includes directly attributable cost, net of any tax effects, is recognized as a reduction from equity. Repurchased shares are classified as treasury shares and are presented in the reserve for own share account. When treasury shares are sold or reissued subsequently, the amount received is recognized as increase in equity, and the resulting surplus or deficit on the transaction is presented as additional paid-in capital.

Deposits for future stock subscriptions

Deposits for future stock subscriptions are recorded at historical cost. According to Financial Reporting Bulletin (FRB) No. 6 as issued by SEC, these are classified as equity when all of the following criteria are met:

- the unissued authorized capital stock of the entity is insufficient to cover the amount of shares indicated in the contract;
- there is Board of Directors' approval on the proposed increase in authorized capital stock (for which a deposit was received by the Company);
- there is stockholders' approval of said proposed increase; and
- the application for the approval of the proposed increase has been presented for filing of has been filed with the SEC.

Deposits for future stock subscriptions are classified as liability, when the above criteria are not met.

Prepayments

Prepayments represent expenses not yet incurred but already paid in cash. Prepayments are initially recorded as assets and measured at the amount of cash paid. Subsequently, these are charged to profit or loss as these are consumed in operations or expire with the passage of time.

Prepayments are classified in the statements of financial position as current asset when the cost of services related to the prepayments are expected to be incurred within one (1) year or the Company's normal operating cycle, whichever is longer. Otherwise, prepayments are classified as non-current assets.

Provisions, Contingent Liabilities and Assets

Provisions

Provisions are recognized when the Company has a present obligation, either legal or constructive, as a result of a past event, it is probable that the Company will be required to settle the obligation, and a reliable estimate can be made of the amount of the obligation.

The amount recognized is the best estimate of the consideration required to settle the present obligation at the end of each reporting period, taking into account the risks and uncertainties surrounding the obligation. When a provision is measured using the cash flows estimated to settle the present obligation; its carrying amount is the present value of those cash flows.

When some or all of the economic benefits required to settle a provision are expected to be recovered from a third party, the receivable is recognized as an asset if it is virtually certain that reimbursement will be received and the amount of the receivable can be measured reliably.

Provisions are reviewed at the end of each reporting period and adjusted to reflect the current best estimate.

If it is no longer probable that a transfer of economic benefits will be required to settle the obligation, the provision should be reversed.

Contingent Liabilities and Assets

Contingent liabilities and assets are not recognized because their existence will be confirmed only by the occurrence or non-occurrence of one or more uncertain future events not wholly within the control of the entity.

Contingent liabilities are disclosed, unless the possibility of an outflow of resources embodying economic benefits is remote.

Contingent assets are not recognized, but are disclosed only when an inflow of economic benefits is probable. When the realization of income is virtually certain, asset should be recognized.

Revenue Recognition

Income is recognized to the extent that it is probable that the economic benefits will flow to the Company and the revenue can be measured reliably. Income is measured at the fair value of the consideration received or receivable and represents amounts receivable for services provided in the normal course of business.

Interest income

Interest income from a financial asset is recognized when it is probable that the economic benefits will flow to the Company and the amount of income can be measured reliably. Interest income is accrued on a time proportion basis, by reference to the principal outstanding and at the effective interest rate applicable, which is the rate that exactly discounts estimated future cash receipts through the expected life of the financial asset to that asset's net carrying amount.

Realized gains or losses

Gains or losses arising on the disposal of investments are determined as the difference between the sales proceeds and the carrying amount of the investments and is recognized in profit or loss.

Fair value gains or losses

Gains or losses arising from changes in fair values of investments are disclosed under the policy on financial assets.

Other income

Other income is income generated outside the normal course of business and is recognized when it is probable that the economic benefits will flow to the Company and it can be measured reliably.

Expense Recognition

Expenses are recognized in profit or loss when a decrease in future economic benefit related to a decrease in an asset or an increase in a liability has arisen that can be measured reliably. Expenses are recognized in profit or loss on the basis of: (i) a direct association between the costs incurred and the earning of specific items of income; (ii) systematic and rational allocation procedures when economic benefits are expected to arise over several accounting periods and the association with income can only be broadly or indirectly determined; or, (iii) immediately when an expenditure produces no future economic benefits or when, and to the extent that, future economic benefits do not qualify, or cease to qualify, for recognition in the statements of financial position as an asset.

Expenses in the statements of comprehensive income are presented using the function of expense method. Investment expenses are transaction costs incurred in the purchase and sale of investments. Operating expenses are costs attributable to administrative and other business expenses of the Company including management fees and custodianship fees.

Fair Value

Fair value is the price that would be received to sell an asset or paid to transfer a liability in an orderly transaction between market participants at the measurement date, regardless of whether that price is directly observable or estimated using another valuation technique. In estimating the fair value of an asset or a liability, the Company takes into account the characteristics of the asset or liability if market participants would take those characteristics into account when pricing the asset or liability at the measurement date. Fair value for measurement and/or disclosure purposes in these financial statements is determined on such basis.

In addition, for financial reporting purposes, fair value measurements are categorized into Levels 1, 2 or 3 based on the degree to which the inputs to the fair value measurements are observable and the significance of the inputs to the fair value measurement in its entirety, which are described as follows:

- Level 1 inputs are quoted prices (unadjusted) in active markets for identical assets or liabilities that the entity can access at the measurement date;
- Level 2 inputs are inputs, other than quoted prices included within Level 1, that are observable for the asset or liability, either directly or indirectly; and
- Level 3 inputs are unobservable inputs for the asset or liability.

Related Party Transactions

A related party transaction is a transfer of resources, services or obligations between the Company and a related party, regardless of whether a price is charged.

Parties are considered related if one party has control, joint control, or significant influence over the other party in making financial and operating decisions. An entity that is a post-employment benefit plan for the employees of the Company and the key management personnel of the Company are also considered to be related parties.

Taxation

Income tax expense represents the sum of the current tax, final tax and deferred tax expense.

Current tax

The current tax expense is based on taxable profit for the year. Taxable profit differs from net profit as reported in the statements of comprehensive income because it excludes items of income or expense that are taxable or deductible in other years and it further excludes items that are never taxable or deductible. The Company's current tax expense is calculated using 25% regular corporate income tax (RCIT) rate or 1% minimum corporate income tax (MCIT) rate, whichever is higher.

Final tax

Final tax expense represents final taxes withheld on interest income from cash in banks, special savings deposits and fixed-income securities and final taxes withheld on proceeds from sale of listed equity securities.

Deferred tax

Deferred tax is recognized on temporary differences between the carrying amounts of assets and liabilities in the financial statements and the corresponding tax bases used in the computation of taxable profit. Deferred tax liabilities are generally recognized for all taxable temporary differences. Deferred tax assets are generally recognized for all deductible temporary differences to the extent that it is probable that taxable profits will be available against which those deductible temporary differences can be utilized. Such deferred tax assets and liabilities are not recognized if the temporary difference arises from the initial recognition (other than in a business combination) of assets and liabilities in a transaction that affects neither the taxable profit nor the accounting profit.

The carrying amount of deferred tax assets is reviewed at the end of each reporting period and reduced to the extent that it is no longer probable that sufficient taxable profits will be available to allow all or part of the asset to be recovered.

Deferred tax assets and liabilities are measured at the tax rates that are expected to apply in the period in which the liability is settled or the asset realized, based on tax rates (and tax laws) that have been enacted or substantively enacted by the end of the reporting period.

Deferred tax assets and liabilities are offset when there is a legally enforceable right to offset current tax assets against current tax liabilities and these relate to income taxes levied by the same taxation authority and the Company intends to settle its current tax assets and liabilities on a net basis.

Current and deferred taxes for the year

Current and deferred taxes are recognized in profit or loss, except when they relate to items that are recognized in OCI or directly in equity, in which case, the current and deferred taxes are also recognized in OCI or directly in equity, respectively.

Earnings per Share

The Company computes its basic earnings per share by dividing profit or loss for the year attributable to ordinary equity holders of the Company by the weighted average number of ordinary shares outstanding during the period.

For the purpose of calculating diluted earnings per share, profit or loss for the year attributable to ordinary equity holders of the Company and the weighted average number of shares outstanding are adjusted for the effects of deposits for future stock subscriptions which are dilutive potential ordinary shares.

Net Asset Value per Share (NAVPS)

The Company computes its NAVPS by dividing the total net asset value as at the end of the reporting period by the number of issued and outstanding shares and shares to be issued on deposits for future stock subscriptions.

Events After the Reporting Period

The Company identifies events after the end of the reporting period as those events, both favorable and unfavorable, that occur between the end of the reporting period and the date when the financial statements are authorized for issue. The financial statements of the Company are adjusted to reflect those events that provide evidence of conditions that existed at the end of the reporting period. Non-adjusting events after the end of the reporting period are disclosed in the notes to the financial statements when material.

4. CASH AND CASH EQUIVALENTS

	March 2022	December 2021
Cash in banks	\$ 15,135,958	\$ 31,449,447
Cash equivalents	-	9,997,979
	\$ 15,135,958	\$41,447,426

Cash equivalents are short-term, highly liquid investments that are readily convertible to known amounts of cash and which are subject to an insignificant risk of changes in value. The Company classifies an investment as cash equivalent if that investment has a maturity of three months or less from the date of acquisition.

5. FINANCIAL ASSETS AT FAIR VALUE THROUGH PROFIT OR LOSS

	March 2022	December 2021
Investments in unit investment trust funds (UITF)	\$ 200,639	\$ 201,270
Special savings deposits	3,337,800	3,337,800
	\$ 3,538,439	\$ 3,539,070

Financial assets at FVTPL are composed of investments in UITF and dollar-denominated special savings deposits.

Investments in UITF are placed in universal bank and are redeemable anytime. Special savings deposits have contractual maturities of more than three months.

Net gains and losses on investments recognized in profit or loss arising from financial assets at FVTPL are as follows:

	March 2022	December 2021
Net realized gains (losses) on investments	\$ -	\$ 33,846
Net unrealized gain (losses) on investments	631	(13,408)
	\$ 631	\$ 20,438

The movements in the financial assets at FVTPL are summarized as follows:

	March 2022	December 2021
Balance, January 1	\$3,539,070	\$ 21,467,178
Additions	-	940,030,669
Disposal	-	(957,945,369)
Unrealized gains (losses)	(631)	(13,408)
Balance, December 31	\$3,538,439	\$ 3,539,070

6. FINANCIAL ASSETS AT AMORTIZED COST

	March 2022	December 2021
Current		
Corporate bonds	\$ 100,946,665	\$65,803,468
Commercial papers	28,960,189	39,969,823
	\$ 129,906,854	105,773,291
Non - current		
Corporate bonds	61,285,549	34,225,696
Allowance for impairment	(86,112)	(82,593)
	61,199,437	34,143,103
	\$ 191,106,291	\$139,916,394

The movements in the financial assets at amortized cost investments are summarized as follows:

	March 2022	December 2021
Balance, January 1	\$139,916,394	\$ 46,718,149
Additions	79,692,328	205,248,856
Maturities	-	(43,182,930)
Disposal	(27,862,844)	(67,890,638)
Amortization of premium	(636,068)	(894,450)
Allowance for Impairment	(3,519)	(82,593)
	\$191,106,291	\$139,916,394

The disposal of financial assets of the Company is attributable to an isolated event that is beyond the Company's control, is non-recurring and could not have been reasonably anticipated by the Company. The main reason for the disposal is to raise cash for anticipated redemptions or to shift to higher-rated securities to improve asset quality of the Company.

7. ACCRUED INTEREST RECEIVABLE

	March 2022	December 2021
Corporate bonds	\$ 1,485,071	\$1,046,820
Special savings deposit	9,834	7,174
	\$1,494,905	\$1,053,994

Collection of interest depends on the scheduled interest payments of each asset held.

8. DEFERRED TAX ASSETS

The following is the composition of deferred tax assets recognized by the Company:

	Taxes and Licenses	Expected Credit Losses	Total
December 31, 2021	\$24,516	\$20,648	\$45,164
Charged to profit or loss	-	879	879
March 31, 2022	\$24,516	\$20,527	\$46,043

9. ACCRUED EXPENSES AND OTHER PAYABLES

	March 2022	December 2021
Filing and registration fees payable	\$ 125,118	\$102,618
Due to Investors	713,941	25,535
Withholding taxes and documentary stamp taxes	8,037	6,843
Custodian fees	2,193	3,675
Professional fees	793	1,516
	\$ 850,082	\$ 140,187

Filing and registration fees payable pertains to the amount payable to Securities and Exchange Commission (SEC) in relation with the Company's authorized capital stock increase application to be settled once the Company received the billing assessment from SEC.

Due to investors account pertains to amounts payable to investors for the redemption of their investments processed on or before the reporting period, which are usually paid one day after the transaction date.

Other accrued expenses refers to accrual of taxes and licenses and printing and supplies for the period. These payables are non-interest bearing and are normally settled within the year.

10. RELATED PARTY TRANSACTIONS

In the normal course of business, the Company transacts with entities which are considered related parties under PAS 24, *Related Party Disclosures*.

The details of transaction with related parties and the amounts paid or payable are set out below:

Nature of Transaction	Transactions as of end of the Quarter		Outstanding Balances		Terms	Condition
	Q1 2022	Q1 2022	December 2021			
SLAMCI – Fund Manager Management Distribution and Transfer fees	\$ 217,895	\$ 72,375	\$ 61,430		Non-interest bearing; Annual rate of 0.40% of average daily net assets; settled in cash on or before the 15th day of the following month Unsecured; non-interest bearing	Unsecured; Unguaranteed
Key Management Personnel Directors' Fees	\$ 1,223	\$ -	\$ -		Payable on demand; Settled in cash	Unsecured; Unguaranteed

11. FINANCIAL LIABILITY AT FAIR VALUE THROUGH PROFIT OR LOSS

The Company received deposit for future stock subscriptions (DFFS) amounting to \$9,049,475 equivalent to 8,576,404 shares as at March 31, 2021, which were classified as liability since the Company does not have sufficient authorized capital stock (ACS) to accommodate the subscriptions in accordance to Financial Reporting Bulletin (FRB) No. 6 as amended on May 11, 2017.

Accordingly, the Company designated the DFFS as financial liability measured at FVTPL amounting to \$9,049,822 as at March 31, 2021. The DFFS was valued based on the March 31, 2021 net asset value per share (NAVPS) of \$1.0552 and the Company recognized a fair value loss on financial liability designated as FVTPL amounting to \$346 as at March 31, 2021 as shown in the statements of comprehensive income.

In 2021, the Company reclassified to equity the deposit for future stock subscriptions recorded under this account since the Company has met all of the conditions required for such to be recognized as equity.

As at March 31, 2022 and December 31, 2021, the Company has nil financial liabilities measured at FVTPL.

12. EQUITY

	2022	
	Shares	Amount
Authorized:		
At P1.00 par value	6,000,000	P 6,000,000
Increase in authorized shares	6,000,000	6,000,000
	12,000,000	P 12,000,000
Issued and fully paid:		
At March 31	11,989,705	\$ 265,279
Treasury shares:		
At January 1	5,536	\$ 5,459
Acquisitions	373,374	396,293
Reissuance	(371,865)	(394,270)
At March 31	7,045	\$ 7,482
Deposits for future subscriptions:		
At January 1	163,096,073	\$ 172,283,949
Receipts	131,352,789	139,429,536
Redemptions	(108,547,968)	(114,952,236)
At March 31	185,900,894	\$ 196,761,249

Incorporation

The Company was incorporated on January 16, 2017 with 6,000,000 authorized shares at par value of P1.00 per share.

Approved changes

On February 23, 2017, the shareholders and Board of Directors approved the blanket increase of the Company's authorized share capital up to 100,000,000,000 shares with a par value of P1.00 per share.

The increase will be implemented by the Chairman of the Board of Directors and President of SLAMCI acting jointly in tranches.

Pending Application for 6,000,000 additional shares

On July 24, 2018, the Chairman of the Board of Directors of the Company and the President of SLAMCI jointly approved the first tranche of increase in authorized share capital by P6,000,000 divided into 6,000,000 shares at a par value of P1.00 per share.

On September 14, 2018, the Company's application for increase in ACS for 6,000,000 shares was filed/presented with the SEC.

On October 24, 2018, the Company received SEC evaluator's comments and additional requirements on the 6,000,000 ACS increase application.

On July 29, 2019, the Company's application for 6,000,000 increase in ACS was approved by the SEC.

As at July 29, 2019, the Company reclassified the 6,000,000 DFFS to subscribed capital stock.

On August 27, 2020, the Company paid P309,938 to SEC for the registration statement (RS) fee of 6,000,000 shares.

On January 22, 2021, the Company received comments from the SEC-CGFD on the Company's Q3 2020 UIFS and 2019 AFS in relation to the 6,000,000 shares increase.

On February 18, 2021, the Company submitted its response letter via email to SEC-CGFD.

On March 17, 2021, the Company filed its amended registration statement for the registration of the approved 6,000,000 shares increase.

Currently, the Company is waiting for feedback from SEC-CGFD on the documents provided.

Pending Application for 25,000,000 additional shares

On August 19, 2019, the Chairman of the Board of Directors of the Company and the President of SLAMCI, jointly approved the second tranche of increase in authorized capital stock by P25,000,000 divided into 25,000,000 shares at the par value of P1.00 per share.

On September 30, 2019, the Company's application for increase in ACS for 25,000,000 shares was filed/presented with the SEC.

In 2020, the Company engaged Reyes Tacandong & Co (RTC) to render its professional services in providing assistance to the Company in submission of documents as required by the SEC for the approval of 25,000,000 additional shares.

On October 28, 2020, the Company received comments from SEC for the Company's application for increase in ACS of 25,000,000 shares.

On June 29, 2021, the Company submitted to SEC-CRMD the documentary requirements in the list received by the Company on October 28, 2020.

On October 11, 2021, the Company received CGFD's monitoring findings and comment list on the AOI and By Laws dated October 8, 2021.

On January 3, 2022, the Company filed with SEC-CGFD the Deed of Undertaking and Secretary's Certificate in relation to the SEC comments on AOI and By Laws.

On January 14, 2022, the Company was advised by RTC that SEC-CGFD is amenable to the submission and terms of the Company's Deed of Undertaking in lieu of immediate compliance with comments but shall be subject to acceptance by CRMD if the same would satisfy its application requirements.

On January 31, 2022, RTC provided to SEC-FAAD the email response of SEC-CGFD.

On February 18, 2022, RTC submitted the hard copy of the documentary requirements to the SEC.

On March 17, 2022, the Company was advised by RTC that they received an email from SEC stating that the undertaking is okay since the CGFD allowed it.

Currently, the Company and RTC is consistently monitoring and following-up the status of the application to the SEC.

Pending Application for 60,000,000 additional shares

On August 12, 2020, the Chairman of the Board of Directors of the Company and the President of SLAMCI, jointly approved the third tranche of increase in authorized capital stock by P60,000,000.00 divided into 60,000,000 shares at the par value of P1.00 per share.

On September 30, 2020, the Company's application for increase in ACS for 60,000,000 shares was filed/presented with the SEC.

On October 14, 2020, the Company received the monitoring clearance from SEC-CGFD dated October 5, 2020.

On May 10, 2021, SEC required the submission of the Company's 2020 audited financial statements (AFS).

On June 22, 2021, the Company provided to SEC the scanned copy of the Company's 2020 AFS.

On January 3, 2022, the Company filed with SEC-CGFD the Deed of Undertaking and Secretary's Certificate in relation to the SEC comments on AOI and By Laws.

On January 14, 2022, the Company was advised by RTC that SEC is amenable to the submission and terms of the Company's Deed of Undertaking in lieu of immediate compliance with comments but shall be subject to acceptance by CRMD if the same would satisfy its application requirements.

Currently, the Company and RTC is consistently monitoring and following-up the status of the application to the SEC.

Pending Application for 100,000,000 additional shares

On October 20, 2021, the President of the Company and SLAMCI, jointly approved the fourth tranche of increase in authorized capital stock by Php100,000,000.00 divided into 100,000,000 shares at the par value of Php 1.00 per share.

On December 27, 2021, the Company's application for increase in ACS for 100,000,000 shares was filed/presented with the SEC.

Currently, the Company and RTC is consistently monitoring and following-up the status of the application to the SEC.

Current state

DFFS received in cash amounting to \$ 196,761,249 and 172,283,949 as at March 31, 2022 and December 31, 2021 respectively, were classified as equity since the Company has met all of the conditions required for such recognition.

As at March 31, 2022, the Company has 11,982,660 issued and outstanding shares out of the 12,000,000 ACS with a par value of P1.00 per share.

On January 6, 2022, the SEC's Commission en Banc, issued Financial Reporting Bulletin (FRB) No. 6 - Deposit For Future Stock Subscription (DFFS) which imposed the prohibition on Investment Companies to accept DFFS.

On March 14, 2022, Management filed a Request for Exemptive Relief from the amended FRB No. 6 with the SEC. Consequently, the Commission en Banc in its meeting held on 28 April 2022 approved said request to temporarily allow the acceptance of DFFS during the pendency of the applications for increase of authorized capital stock of the Company, subject to compliance with the following conditions:

- a) That the Company will only temporarily accept DFFS up to the maximum number of shares covered by the respective pending applications for increase of authorized capital stock:

Name of Fund	Period	Total ACS Increase
Dollar Starter	As of March 31, 2022	491 Million

- b) To expedite the subsequent securities registration process, the Company shall likewise be required to submit, within thirty (30) days from receipt of the letter granting its herein request, the corresponding SEC Form 12-1-ICA for the registration of additional registration of shares covered by the abovementioned ACS applications pursuant to ICA and SRC for concurrent processing, approval of which shall be made subject to the approval of the increase; and

- c) That no DFFS shall be accepted beyond the number of shares mentioned in item (a).

The following table shows the number of institutional and retail investors and the percentage of their investments, and the geographic concentration of investments as of March 31, 2022.

% Ownership of Institutional Investors	% Ownership of Retail Investors
88.24%	11.76%

Area	Percentage of Investments
LUZON	93%
VISAYAS	5%
MINDANAO	2%
TOTAL	100%

13. ADDITIONAL PAID-IN CAPITAL

Additional paid-in capital pertains to excess payments over par value from investors and from reissuance of treasury shares.

	March 2022	December 2021
APIC	\$ 10,619,515	\$ 10,890,092

14. NET ASSET VALUE PER SHARE

	March 2022	December 2021
Total equity	\$ 210,200,390	\$185,719,103
Outstanding shares	197,883,554	175,080,242
NAVPS	\$ 1.0622	\$ 1.0608

Net Asset Value Calculation

The net asset value shall be calculated by adding:

- The aggregate market value of the portfolio securities and other assets;
- The cash on hand;
- Any dividends on stock trading ex-dividend; and
- Any accrued interest on portfolio securities,

And subtracting:

- Taxes and other charges against the fund not previously deducted;
- Liabilities
- Accrued expenses and fees; and
- Cash held for distribution to investors of the fund on a prior date.

Price Determination Of The Assets Of The Investment Company

The value of the assets of the Investment Company shall be determined based on the following:

- a. If quoted in an organized market, based on official closing price or last known transacted price;
- b. If unquoted or quoted investments where the transacted prices are not represented or not available to the market, based on fair value; Provided further that in determining the fair value of investments, the Fund Manager shall, with due care and good faith:
 - Have reference to the price that the Investment Company would reasonably expect to receive upon the sale of the investment at the time the fair value is determined;
 - Document the basis and approach for determining the fair value.

Below table shows the investment company return information of the Fund in the last five (5) recently completed fiscal years.

	Yields	NAVPS	NAVPS date
Year on year yield (1-year)	0.6539%	\$ 1.0552	March 31, 2021
3 Year - Simple	0.0000%	\$ 1.0221	March 29, 2019
5Year - Simple	0.0000%	-	March 31, 2017

The Company was incorporated on January 16, 2017 and has started its commercial operations on November 6, 2017.

15. INTEREST INCOME

This account consists of interest income on the following:

	March 2022	March 2021
Corporate bonds	\$ 658,078	\$ 336,822
Cash equivalents	-	9,165
Special savings deposits	3,130	16,682
Cash in banks	38	49
	\$ 661,246	\$ 362,718

16. EARNINGS (LOSS) PER SHARE

The calculation of the earnings per share for the quarter is based on the following data:

	March 2022	March 2021
Net Profit (Loss) for the period	\$ 276,587	\$ 250,155
Weighted average number of shares:		
Issued and outstanding	11,985,536	5,883,023
Potential dilutive shares	180,196,406	46,654,400
Weighted average number of outstanding shares	192,181,942	52,537,423
Basic earnings per share	\$0.0231	\$ 0.0425
Diluted earnings per share	\$0.0015	\$ 0.0425

17. FAIR VALUE OF FINANCIAL INSTRUMENTS

Assets and liabilities measured at fair value on a recurring basis

The following table provides an analysis of financial instruments that are measured subsequent to initial recognition at fair value, grouped into levels 1 to 3 based on the degree to which the inputs to fair value are observable.

	Level 1	Level 2	Total
March 31, 2022			
Financial Assets			
Investment in UITF	\$ 200,639	\$ -	\$ 200,639
Special savings deposits	-	3,337,800	3,337,800
	\$ 200,639	\$ 3,337,800	\$ 3,538,439
December 31, 2021			
Financial Assets			
Special savings deposits	\$ -	\$3,337,800	\$3,337,800
Investments in UITF	201,270	-	201,270
	\$ 201,270	\$3,337,800	\$3,539,070

Investments in UITFs are valued at their published Net Asset Values per Unit (NAVPU) and NAVPS, respectively, as at reporting date.

The fair value of the special savings deposits is based on discounted cash flow analysis using prevailing market interest rates. However, due to their short term maturity, their carrying amounts approximate their fair values.

Financial assets and liabilities not measured at fair value

The following financial assets and financial liabilities are not measured at fair values on recurring basis but the fair value disclosure is required:

	Carrying Amounts	Fair Values			Total
		Level 1	Level 2	Level 3	
March 31, 2022					
Financial Assets					
Cash in banks	\$ 15,135,958	\$ 15,135,958	\$ -	\$ -	\$ 15,135,958
Financial assets at amortized cost	191,106,291	-	-	185,540,012	185,540,012
Accrued interest receivable	1,494,905	-	1,494,905	-	1,494,905
	\$207,736,681	\$ 15,135,958	\$1,494,905	\$185,540,012	\$202,170,875
Financial Liabilities					
Accrued expenses and other payables	\$ 716,928	\$ -	\$ 716,928	\$ -	\$ 716,928
Payable to fund manager	72,375	-	72,375	-	72,375
	\$ 780,303	\$ -	\$ 780,303	\$ -	\$ 780,303
December 31, 2021					
Financial Assets					
Cash in banks	\$ 31,449,447	\$31,449,447	\$ -	\$ -	\$ 31,449,447
Cash equivalents	9,997,979	-	9,997,979	-	9,997,979
Financial assets at amortized cost	139,916,394	-	-	135,841,103	135,841,103
Accrued interest receivable	1,053,994	-	1,053,994	-	1,053,994
	\$182,417,814	\$31,449,447	\$11,051,973	\$135,841,103	\$178,342,523
Financial Liabilities					
Accrued expenses and other payables	\$30,726	\$ -	\$30,726	\$ -	\$30,726
Payable to fund manager	61,430	-	61,430	-	61,430
	\$92,156	\$ -	\$92,156	\$ -	\$92,156

The difference between the carrying amount of accrued expenses and other payables disclosed in the statements of financial position and the amount disclosed in this note pertains to withholding and documentary stamp taxes and filing and registration fees payable that are not considered financial liabilities.

Cash in banks, cash equivalents, accrued interest receivable, accrued expenses and other payables, and payable to fund manager have short-term maturities, hence, their carrying amounts are considered their fair values.

There were no transfers between Levels 1, 2 and 3 in 2022 and 2021.

Item 2. Management's Discussion and Analysis of Financial Condition and Results of Operations

The Performance of the Company could be measured by the following indicators:

1. **Increase/Decrease in Net Assets Value Per Share (NAVPS).** NAVPS is computed by dividing net assets (total assets less total liabilities) by the total number of shares issued and outstanding plus the total number of shares outstanding due to deposit for future subscriptions (DFFS) and for conversion to shares, if any, as of the end of the reporting day. Any increase or decrease in NAVPS translates to a prospective capital gain or capital loss, respectively, for the Fund's shareholders.
2. **Net Investment Income.** Represents the total earnings of the Fund from its investment securities, less operating expenses and income tax. This gauges how efficiently the Fund has utilized its resources in a given time period.
3. **Assets Under Management (AUM).** These are the assets under the Fund's disposal. This measures investor confidence (increase/decrease brought about by investor subscriptions/redemptions) as well as the growth of the Fund (increase/decrease brought about by its operational income and market valuation of its assets and liabilities).
4. **Cash Flow.** Determines whether the Fund was able to achieve the optimal level of liquidity by being able to meet all its scheduled payments, while maintaining at the same time the maximum investments level and minimum cash level.

Management's Discussion and Analysis of Financial Condition and Results of Operations Material

Material Changes in the 1st Quarter Financial Statements

Statement of Financial Position and Statements of Changes in Equity – 31 March 2022 vs. 31 December 2021

For the Period Ended	31-Mar-22	31-Dec-21	Movement	Percentage (%)	MDAS
	Audited	Audited			
Cash and cash equivalents	\$ 15,135,958	\$ 41,447,426	\$ (26,311,468)	-63.48%	Liquidity requirements were met.
Financial assets at fair value through profit or loss	3,538,439	3,539,070	(631)	-0.02%	The decrease represents the net unrealized losses incurred for the period.
Financial assets at amortized cost	191,106,291	139,916,394	51,189,897	36.59%	The increase was brought by the acquisition of investment in fixed income securities which was partly offset with the disposals and recognition of allowance for impairment.
Accrued interest receivable	1,494,905	1,053,994	440,911	41.83%	Collection of interest depends on the scheduled interest payments of each asset. Higher accrued interest receivable as of year-end is also aligned with the movement of investments in fixed income securities.
Deferred tax asset	46,043	45,164	880	1.95%	The increase pertains to the additional DTA effect from ECL provision.
Total Assets	211,321,636	186,002,048	25,319,589	13.61%	
Accrued expenses and other payables	850,082	140,187	709,895	506.39%	The increase was directed by the higher amount of payable to investors for redemption of their investments processed on or before end of the reporting period. These are usually paid one day after the transaction date.
Payable to fund manager	72,375	61,430	10,945	17.82%	The increase in fees payable to fund manager was brought by the higher AUM as of the period.
Income tax payable	198,789	81,328	117,461	144.43%	The increase pertains to income tax for the 1st quarter of 2022
Total Liabilities	1,121,246	282,945	838,300	296.28%	
Share capital	265,279	265,279	0	0.00%	
Deposit for future stock subscription	196,761,249	172,283,949	24,477,300	14.21%	DFFS received recorded in this account since the Company met all the requirements to be classified as equity.
Additional paid-in capital	10,619,514	10,890,092	(270,578)	-2.48%	
Retained earnings	2,561,830	2,285,242	276,588	12.10%	The movement represents the net income earned during the year.
Treasury shares	(7,482)	(5,459)	(2,023)	37.07%	The increase depicts the net acquisition of treasury shares during the period.
Net Assets	\$ 210,200,390	\$ 185,719,103	\$ 24,481,286	13.18%	Increase pertains to DFFS subscriptions and net income earned offset with net acquisition of treasury shares for the year.
Net Assets Value per Share	\$ 1.0622	\$ 1.0608	\$ 0.0015	0.14%	

There were no known trends, demands, commitments, events or uncertainties that will result in or that are reasonably likely to result in increasing or decreasing the Fund's liquidity in any material way.

There was no contingent liability reflected in the accompanying interim unaudited financial statements.

The Fund does not anticipate having any cash flow or liquidity problems as it complies with the liquidity requirements per ICA-IRR 6.10. The Fund was able to meet all its monetary obligations to its shareholders (for redemption) and creditors for the period covered. It does not foresee any event that could trigger a direct or contingent financial obligation that is material to its operations.

There were no material off-balance sheet transactions, arrangements, obligations (including contingent obligations), and other relationships of the Fund with unconsolidated entities/other persons created during the reporting period. Likewise, there are no material commitments for capital expenditures, known trends, events, or uncertainties that have had or that are reasonably expected to have a material impact on net income/revenue from the continuing operations of the Fund.

There are no other significant events and transactions from the last annual reporting period that is required for disclosure this quarter.

Statement of Comprehensive Income for the Three months ended – 30 March 2022 vs. 31 March 2021

	31-Mar-22	31-Mar-21	Movement	Percentage (%)	MDAS
	Audited	Audited			
Investment Income	\$ 655,804	\$ 362,748	\$ 293,056	80.79%	The increase was driven by the higher interest income and realized gains earned from the sale of securities. These are in line with the upward movement of investments as of the period.
Operating Expenses	261,534	121,242	140,292	115.71%	Higher management fees have resulted from the increase in average AUM coupled with higher taxes and licenses and custodianship fees.
Net Unrealized Gains (Losses) on Investments	(631)	12,561	(13,192)	-105.02%	Unrealized losses incurred represent the impact of unfavorable market condition during the period.
Provision for Income Tax	117,052	3,912	113,140	2892.11%	The income tax expense was mainly driven by the higher interest income earned for the period subject to RCIT.
Net Investment Income (Loss)	\$ 276,587	\$ 250,155	\$ 26,432	10.57%	

Average daily net asset value from January to March 2022 and January to March 2021 is \$195,961,962 and \$97,034,919, respectively.

The Fund has no unusual nature of transactions or events that affect assets, liabilities, equity, net income or cash flows.

There were no commitments, guarantees and contingent liabilities that arise in the normal course of operations of the Fund which are not reflected in the accompanying interim unaudited financial statements.

The management of the Fund is of the opinion that there were no income or losses from these items that will have any material effect on its interim unaudited financial statements.

There were no known material events subsequent to the end of the quarterly reporting period that have not been reflected in the Fund's interim unaudited financial statements as at the period ended March 31, 2022. There were no significant elements of income or loss that did not arise from the Fund's continuing operations.

There were no changes in estimates of amount reported in the current financial year or changes in estimates of amounts reported in prior financial years.

PART II – RISK MANAGEMENT

Item 1. Financial Risk Exposures of the Company

1. Financial Risk Management Objectives and Policies

The Company's activities expose it to a variety of financial risks: interest rate risk, credit risk, and liquidity risk. The Fund Manager exerts best efforts to anticipate events that would negatively affect the value of the Company's assets and takes appropriate actions to counter these risks. However, there is no guarantee that the strategies will work as intended. The policies for managing specific risks are summarized below:

1.1 Market Risk: Market risk is a risk of possible decline in the value of the Fund due to fluctuations in prices of the fund's assets. Since the fund may in both equity and fixed income securities, it is subject to two types of market risks: (1) Interest Rate Risk applicable to fixed income securities of the Fund; and (2) Equity Price Risk applicable to the equity investments of the Fund.

1.2 Interest Rate Risk: Interest Rate Risk is a type of Market Risk which is applicable to the Fund's investments in bonds, if any. This refers to the increase/decrease of a bond price due to movement in market factors such as changes in interest rates. A change in interest rates is the period when interest rates rise or fall thus causing the decline or increase in the market price of the bonds held by the Fund, if any. This risk is minimized by closely monitoring the direction of interest rates and aligning it with the appropriate strategy of the Fund.

- 1.3 Credit Risk:** Investments in bonds carry the risk that the issuer of the bonds might default on its interest and principal payments. In the event of default, the Fund's value will be adversely affected and may result in a write-off of the concerned asset held by the Fund. To mitigate the risk, each Issuer/Borrower/Counterparty passes through a stringent credit process to determine whether its credit quality complies with the prescribed standards of the Fund. Further, the credit quality of the Issuer/Borrower/Counterparty is reviewed periodically to ensure that excellent credit standing is maintained. Moreover, a 10% exposure limit to a single entity is likewise observed.
- 1.4 Liquidity Risk:** The Fund is usually able to service redemptions of investors within seven (7) banking days after receipt of the notice of redemption by paying out redemptions from available cash or near cash assets in its portfolio. However, when redemptions exceed the Funds available cash or near cash assets in its portfolio, the Fund will have to sell its other security holdings; and during periods of extreme market volatility, the Fund may not be able to find a buyer for such assets. Consequently, the Fund may not be able to generate sufficient cash from its sale of assets to meet the redemptions within the normal seven (7) banking day period. To mitigate this, the Fund maintains adequate highly liquid assets in the form of cash, cash equivalents and near cash assets in its portfolio. As the Fund's portfolio is composed of liquid assets, liquidity risk is deemed low.
- 1.5 Regulatory Risk:** The Fund's investments and operations are subject to various regulations affecting among others, accounting of assets and taxation. These regulations occasionally change, and may result in lower returns or even losses borne by the investors. For example, a higher tax imposed on the sale or purchase of underlying assets of the Fund may result in lower net asset value of the Fund. To mitigate this risk, SLAMCI adopts global best practices. Further, it maintains regular communications with the relevant government agencies to keep itself abreast of the issues giving them concern, and to have the opportunity to help them set standards for good governance. SLAMCI also takes an active participation in the Philippine Investment Funds Association, Inc. ("PIFA"), an association of mutual fund companies in the Philippines.
- 1.6 Non-guarantee:** Unlike deposits made with banks, an investment in the Fund is neither insured nor guaranteed by the Philippine Deposit Insurance Corporation ("PDIC"). Hence, investors carry the risk of losing the value of their investment, without any guaranty in the form of insurance. Moreover, as with any investment, it is important to note that past performance of the Fund does not guarantee its future success.
- 1.7 Dilution Risk:** Being an open-end mutual fund, various investors may effectively subscribe to any amount of shares of the Fund. As such, investors face the risk of their investments being diluted as more investors subscribe to shares of the Fund. The influence that the investors can exert over the control and management of the Fund decreases proportionately.
- 1.8 Large Transaction Risk:** If an investor in a Fund makes a large transaction, the Fund's cash flow may be affected. For example, if an investor redeems a large number of shares of a Fund, that Fund may be forced to sell securities at unfavorable prices to pay for the proceeds of redemption. This unexpected sale may have a negative impact on the net asset value of the Fund.
- 1.9 Fund Manager Risk:** The performance of the Fund is also dependent on the Fund Manager's skills. Hence, the Fund may underperform in the market and/or in comparison with similar funds due to investment decisions made by the Fund Manager, and may also fail to meet the Fund's investment objectives. The Board of Directors of the Issuer, however, shall ensure that all investment policies and restrictions enumerated in this Prospectus are strictly followed.

1.10 Operational Risk: This is the risk of loss resulting from inadequate or failed internal processes, controls, people and systems. Categories of operational risks may fall under: sales and distribution, human resources, information technology, processes and people, accounting and finance, model risk, legal and regulatory and third party relationships. The Fund ensures that the internal controls and practices are consistent with enterprise wide policies supporting the management of operational risks. The Fund has established business specific guidelines. Comprehensive investment program, including appropriate level of self-insurance, is maintained to provide protection against potential losses.

2. Capital Risk Management

The Company manages its capital to ensure that the Company will be able to continue as a going concern while maximizing the return to stakeholders through the optimization of the mix of high-quality debt from domestic issuers.

The Company is guided by its Investment Policies and Legal Limitations. All the proceeds from the sale of shares, including the original subscription payments at the time of incorporation constituting the paid-in capital, is held by the pertinent custodian banks.

The Company manages Capital and NAVPS, to ensure that the Company's net asset value remains competitive and appealing to prospective investors.

The Company is also governed by the following fundamental investment policies:

- It does not issue senior securities.
- It does not intend to incur any debt or borrowing. In the event that borrowing is necessary, it can do so only if, at the time of its incurrence or immediately thereafter, there is asset coverage of at least 300% for all its borrowings.
- It does not participate in any underwriting or selling group in connection with the public distribution of securities, except for its own share capital.
- It generally maintains a diversified portfolio. Industry concentrations may vary at any time depending on the investment manager's view on the prospects.
- It does not invest directly in real estate properties and developments.
- It does not purchase or sell commodity futures contracts.
- The proportion of the Fund's assets that shall be invested in each type of security shall be determined from time to time, as warranted by economic and investment conditions.
- Subscribers are required to settle their subscriptions in full upon submission of their application for subscriptions.
- The Fund may use various techniques to hedge investment risks.
- It does not change its investment objectives without the prior approval of a majority of its shareholders.

The Investment Policies refer to the following:

- Investment Objective - to generate income in Philippine Pesos consistent with prudent management of the Fund's assets.
- Benchmark - 30-day special savings deposits.
- Asset Allocation Range - the Company allocates its funds available for investments among cash and other deposit substitutes and fixed-income securities based on certain proportion as approved by Management.

Other matters covered in the investment policy include the fees due to be paid to the Fund Manager with management and distribution fees each set at an annual rate of 0.25% of the net assets attributable to shareholders on each valuation day.

In compliance to SEC Memorandum Circular No. 21, Series of 2019 signed on September 24, 2019 in relation to independent Net Asset Value (NAV) calculation, SLAMCI (Fund Manager) engaged Citibank, N.A. Philippines to service its fund accounting functions including calculation of its NAV every dealing day. In December 2020, SLAMCI implemented the outsourced fund accounting to all Sun Life Prosperity Funds.

As of March 31, 2022 and December 31, 2021, the Company is consistently in compliance with the minimum paid-in capital requirement of the SEC of P 50,000,000.

3. The amount and description of the company's investment in foreign securities:

The Company does not have any investment in foreign securities. The Fund may invest in domestic or foreign securities, denominated in any currency, but shall not bear any foreign exchange risk

4. The significant judgments made in classifying a particular financial instrument in the fair value hierarchy.

CRITICAL ACCOUNTING JUDGMENTS AND KEY SOURCES OF ESTIMATION UNCERTAINTY

In the application of the Company's accounting policies, Management is required to make judgments, estimates and assumptions about the carrying amounts of assets and liabilities that are not readily apparent from other sources. The estimates and associated assumptions are based on the historical experience and other factors that are considered to be relevant. Actual results may differ from these estimates.

The estimates and underlying assumptions are reviewed on an ongoing basis. Revisions to accounting estimates are recognized in the period in which the estimate is revised if the revision affects only that period or in the period of the revision and future periods if the revision affects both current and future periods.

Critical Judgments in Applying Accounting Policies

The following are the critical judgments, apart from those involving estimates, that Management has made in the process of applying the Company's accounting policies and that have the most significant effect on the amounts recognized in the financial statements.

Business model assessment

Classification and measurement of financial assets depends on the results of the SPPI and the business model test. The Company determines the business model at a level that reflects how groups of financial assets are managed together to achieve a particular business objective. This assessment includes judgment reflecting all relevant evidence including how the performance of the assets is evaluated and their performance measured, the risks that affect the performance of the assets and how these are managed and how the managers of the assets are compensated. The Company monitors financial assets measured at amortized cost that are derecognized prior to their maturity to understand the reason for their disposal and whether the reasons are consistent with the objective of the business for which the asset was held. Monitoring is part of the Company's continuous assessment of whether the business model for which the remaining financial assets are held continues to be appropriate and if it is not appropriate whether there has been a change in business model and so a prospective change to the classification of those assets.

The Company measures its financial assets at amortized cost if the financial asset qualifies for both SPPI and business model test. The Company's business model is to hold the asset and to collect its cash flows which are SPPI. All other financial assets that do not meet the SPPI and business model test are measured at FVTPL.

Significant increase of credit risk

ECL is measured as an allowance equal to 12-month ECL for stage 1 assets, or lifetime ECL assets for stage 2 or stage 3 assets. An asset moves to stage 2 when its credit risk has increased significantly since initial recognition. PFRS 9 does not define what constitutes a significant increase in credit risk. In assessing whether the credit risk of an asset has significantly increased the Company takes into account qualitative and quantitative reasonable and supportable forward looking information.

The Company considers a financial instrument to have experienced a significant increase in credit risk when one or more of the qualitative and quantitative criteria have been met.

Models and assumptions used

The Company uses various models and assumptions in measuring the fair value of financial assets as well as in estimating ECL. Judgment is applied in identifying the most appropriate model for each type of asset, as well as for determining the assumptions used in these models, including assumptions that relate to key drivers of credit risk.

Functional currency

Based on the economic substance of the underlying circumstances relevant to the Company, the functional currency of the Company has been determined to be the USD. The USD is the currency of the primary economic environment in which the Company operates. It is the currency being used to report the Company's results of operations.

Puttable shares designated as equity instruments

The Company's share capital met the specified criteria to be presented as equity. The Company designated its redeemable share capital as equity instruments since the Company's share capital met the criteria specified in PAS 32, Financial Instruments: Presentation, to be presented as equity.

A puttable financial instrument includes a contractual obligation for the issuer to repurchase or redeem that instrument for cash or another financial asset on exercise of the put. As an exception to the definition of a financial liability, an instrument that includes such an obligation is classified as an equity instrument if it has met all the following features:

- a. it entitles the holder to a pro rata share of the entity's net assets in the event of the entity's liquidation. The entity's net assets are those assets that remain after deducting all other claims on its assets;
- b. it is in the class of instruments that is subordinate to all other classes of instruments;
- c. all financial instruments in the class of instruments that is subordinate to all other classes of instruments have identical features;
- d. apart from the contractual obligation for the issuer to repurchase or redeem the instrument for cash or another financial asset, the instrument does not include any contractual obligation to deliver cash or another financial asset to another entity, or to exchange financial assets or financial liabilities with another entity under conditions that are potentially unfavorable to the entity, and it is not a contract that will or may be settled in the entity's own equity instruments; and
- e. the total expected cash flows attributable to the instrument over the life of the instrument are based substantially on the profit or loss, the change in the recognized net assets or the change in the fair value of the recognized and unrecognized net assets of the entity over the life of the instrument (excluding any effects of the instrument).

As at March 31, 2022 and December 31, 2021, the recognized amount of share capital representing puttable shares in the statements of financial position amounted to \$275,063 and \$265,279, respectively.

Key Sources of Estimation Uncertainty

The following are the Company's key assumptions concerning the future and other key sources of estimation uncertainty at the end of each reporting period that have a significant risk of causing a material adjustment to the carrying amounts of assets and liabilities within the next financial year.

Probability of default (PD)

PD constitutes a key input in measuring ECL. PD is an estimate of the likelihood of default over a given time horizon, the calculation of which includes historical data, assumptions and expectations of future conditions.

As at March 31, 2022 and December 31, 2021, the Company assessed a probability of default of 0.09% and 0.10%, respectively, for all of its financial assets measured at amortized cost.

Loss Given Default (LGD)

LGD is an estimate of the loss arising on default. It is based on the difference between the contractual cash flows due and those that the lender would expect to receive, taking into account cash flows from collateral and integral credit enhancements. The Company uses portfolio averages from external estimates sourced out from Standard and Poor's (S&P) as the LGD estimates.

Estimating loss allowance for ECL

The measurement of the expected credit loss allowance for financial assets measured at amortized cost and FVTOCI is an area that requires the use of complex models and significant assumptions about future economic conditions and credit behavior.

A number of significant judgments are also required in applying the accounting requirements for measuring ECL, such as:

- Determining criteria for significant increase in credit risk;
- Choosing appropriate models and assumptions for the measurement of ECL; and
- Establishing the number and relative weightings of forward-looking scenarios and the associated ECL.

As at March 31, 2022 and December 31, 2021, the Company has recorded expected credit losses for its financial assets measured at amortized cost amounting to \$86,112 and \$82,593, respectively.

Deferred tax assets

The Company reviews the carrying amount at the end of each reporting period and reduces deferred tax assets to the extent that it is no longer probable that sufficient taxable profit will be available to allow all or part of the deferred tax assets to be utilized. Total deferred tax asset recognized as at March 31, 2022 and December 31, 2021 amounted to \$46,043 and \$45,164, respectively.

Determining the fair value of investments in special savings deposits classified as financial assets at FVTPL

The Company carries its investments in special savings deposits at fair value, which requires use of accounting estimates and judgment. Since market interest rate is a significant component of fair value measurement, fair value would differ if the Company applied a different set of reference rates in the valuation methodology. Any change in the fair value of these financial assets would affect profit or loss and equity.

Compliance with Foreign Account Tax Compliance Act (FATCA)

In accordance with the requirements of the US Internal Revenue Service ("IRS") and the Intergovernmental Agreement ("IGA") between the Government of the United States of America and the Government of the Republic of the Philippines to Improve International Tax Compliance and to Implement FATCA which was signed last July 13, 2015, the Fund has registered with the Internal Revenue Service (IRS) and has obtained its own Global Intermediary Identification Number ("GIIN") as a sponsored entity. Sun Life Asset Management Company, Inc. ("SLAMCI") continues to assume responsibilities for the Fund's FATCA compliance as the Sponsoring Entity and has implemented FATCA onboarding processes and procedures as well as system enhancements to monitor its new and pre-existing account holders who are U.S. Persons and have U.S. Indicia. The Fund, together with its Sponsoring Entity, SLAMCI, is preparing to comply for FATCA reporting on the date which will be set by the Bureau of Internal Revenue as soon as the IGA has been ratified by the Senate.

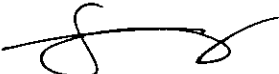
SIGNATURES

Pursuant to the requirements of the Securities Regulation Code, the issuer has duly caused this report to be signed on its behalf by the undersigned thereunto duly authorized.

Issuer : Sun Life Prosperity Dollar Starter Fund, Inc.

Principal Financial/Accounting Officer/Comptroller:

Signature and Title : Treasurer



Sherwin S. Sampang

Date : May 18, 2022

SUN LIFE PROSPERITY DOLLAR STARTER FUND, INC.

Schedule of Financial Soundness Indicators and Financial Ratios

March 31, 2022 and December 31, 2021

	Formula	2022	2021
<i>Current/ Liquidity Ratios</i>			
a. Current ratio	Current Assets/Current Liabilities	133.85:1	536.55:1
b. Quick ratio	Quick Assets/Current Liabilities	17.99:1	162.72:1
c. Cash ratio	Cash/Current Liabilities	13.5:1	146.49:1
d. Days in receivable	Receivable/Revenue * No. of days	N/A	N/A
e. Working capital ratio	(Current Assets-Current Liabilities)/Current Liabilities	132.85:1	535.55:1
f. Net working capital to sales ratio	Working Capital / Total Revenue	227.13:1	82.61:1
g. Defensive Interval Ratio	360* (Quick Assets / Proj. Daily Operating Expense)	27762.95:1	23191.13:1
<i>Solvency Ratios</i>			
a. Long-term debt to equity ratio	Noncurrent Liabilities/Total Equity	0.00	0.00
b. Debt to equity ratio	Total Liabilities/Total Equity	0.01	0.00
c. Long term debt to total asset ratio	Noncurrent Liabilities/Total Assets	0.00	0.00
d. Total debt to asset ratio	Total Liabilities/Total Assets	0.01	0.00
Asset to equity ratio	Total Assets/Total Equity	1.01	1.00
Interest rate coverage ratio	Earning Before Income Tax/Interest Expense	N/A	N/A
<i>Profitability Ratio</i>			
a. Earnings before interest and taxes (EBIT) margin	EBIT/Revenue	60.02%	60.30%
(EBITDA) margin	EBITDA/Revenue	60.02%	60.30%
c. Pre-tax margin	EBIT/Revenue	60.02%	60.30%
d. Effective tax rate	Income Tax/EBIT	29.74%	21.25%
e. Post-tax margin	Net Income After Tax/Revenue	42.18%	47.49%
f. Return on equity	Net Income After Tax/Average Common Equity	0.14%	0.63%
g. Return on asset	NIAT/Average Total Assets	0.14%	0.62%
Capital intensity ratio	Total Assets/Revenue	322.23	101.41
Fixed assets to total assets	Fixed assets/Total assets	N/A	N/A
Dividend payout ratio	Dividends paid/Net Income	N/A	N/A

SUN LIFE PROSPERITY DOLLAR STARTER FUND, INC.
Schedule Required under SRC Rule 68

i. Percentage of Investment in a Single Enterprise to Net Asset Value
As of March 31, 2022 and December 31, 2021

	2022			2021		
	Investment (Book Value)	Net Asset Value	% over NAV	Investment (Book Value)	Net Asset Value	% over NAV
Corporate Bonds						
ABBVIE INC ABBV 2.9 11/06/22	2,029,933	210,200,390	0.97%	2,042,442.58	185,719,103	1.10%
AERCAP IRELAND CAP/GLOBA 3.3% 23JAN2023	1,551,067	210,200,390	0.74%	-	185,719,103	0.00%
AMERICAN ELECTRIC POWER 2.95 15DEC2022	5,046,464	210,200,390	2.40%	-	185,719,103	0.00%
BAIDU INC BIDU 4 3/8 05/14/24	1,842,202	210,200,390	0.88%	-	185,719,103	0.00%
BANK OF PHILIPPI BPIPM 4 1/4 09/04/23	4,365,738	210,200,390	2.08%	1,412,217.81	185,719,103	0.76%
BANK PHILIPP ISL BPIPM 2 1/2 09/10/24	615,063	210,200,390	0.29%	616,799.23	185,719,103	0.33%
BDO UNIBANK INC BDOPM 2 1/8 01/13/26	1,301,696	210,200,390	0.62%	1,303,255.67	185,719,103	0.70%
BDO UNIBANK INC BDOPM 2.95 03/06/23	3,866,017	210,200,390	1.84%	-	185,719,103	0.00%
CAN IMPERIAL BK CM 0.45 06/22/23	1,661,584	210,200,390	0.79%	-	185,719,103	0.00%
CHINA OVERSEA FI CHIOLI 5 3/8 10/29/23	2,832,011	210,200,390	1.35%	2,857,475.67	185,719,103	1.54%
CHINA OVERSEAS F CHIOLI 3.95 11/15/22	2,144,807	210,200,390	1.02%	2,157,916.13	185,719,103	1.16%
CHINA RESOURCE CHIRES 4 1/2 04/05/22	210,078	210,200,390	0.10%	211,843.17	185,719,103	0.11%
CHN CLEAN ENERGY CHGDN 4 11/05/25	1,264,839	210,200,390	0.60%	212,797.04	185,719,103	0.11%
CRED SUIS GP FUN CS 3.8 09/15/22	4,964,116	210,200,390	2.36%	5,004,710.06	185,719,103	2.69%
CVS CAREMARK CVS 2 3/4 12/01/22	2,545,360	210,200,390	1.21%	-	185,719,103	0.00%
DISCOVER FIN SVS DFS 3.85 11/21/22	4,018,538	210,200,390	1.91%	4,050,371.74	185,719,103	2.18%
DOMINION ENERGY INC 2.45 15JAN2023	9,548,099	210,200,390	4.54%	-	185,719,103	0.00%
GEN MOTORS FIN GM 2 3/4 06/20/25	2,037,873	210,200,390	0.97%	-	185,719,103	0.00%
GEN MOTORS FIN GM 3 1/4 01/05/23	3,771,439	210,200,390	1.79%	-	185,719,103	0.00%
GENERAL MOTORS FINL CO 3.55% 08JUL2022	13,007,354	210,200,390	6.19%	13,106,959.08	185,719,103	7.06%
GLENORE FDG LLC GLENLN 1 5/8 04/27/26	4,168,944	210,200,390	1.98%	-	185,719,103	0.00%
HP ENTERPRISE HPE 4.4 10/15/22	1,120,026	210,200,390	0.53%	1,129,272.07	185,719,103	0.61%
HUTCH WHA INT 11 HUWHY 4 5/8 01/13/22	-	210,200,390	0.00%	1,001,419.06	185,719,103	0.54%
JABIL CIRCUIT JBL 4.7% 15SEP2022	7,591,159	210,200,390	3.61%	7,669,010.09	185,719,103	4.13%
JGSH PHILIPPINES JGSPM 4 3/8 01/23/23	9,738,771	210,200,390	4.63%	849,143.49	185,719,103	0.46%
METROPOLITAN BANK & TRU 2.125% 15JAN2026	2,331,601	210,200,390	1.11%	-	185,719,103	0.00%
MITSUB UFJ FIN MUFJ 2.527 09/13/23	1,944,373	210,200,390	0.93%	-	185,719,103	0.00%
PHILIPPINE NATIONAL BANK 3.28% 27SEP2024	4,616,276	210,200,390	2.20%	4,635,731.75	185,719,103	2.50%
PHILIPPNE NAT BK PNBPM 4 1/4 04/27/23	507,381	210,200,390	0.24%	509,416.95	185,719,103	0.27%
PHILLIPS 66 PSX 4.3 04/01/22	3,298,000	210,200,390	1.57%	3,330,024.11	185,719,103	1.79%
PROVEN GLORY CAP HUAWEL 3 1/4 02/21/22	-	210,200,390	0.00%	1,181,314.40	185,719,103	0.64%
RIZAL COMM BANK RCBPM 4 1/8 03/16/23	4,208,262	210,200,390	2.00%	723,466	185,719,103	0.39%
RIZAL COMMERCIAL BANKING 3% 11SEP2024	2,406,737	210,200,390	1.14%	1,920,617.98	185,719,103	1.03%
SANTANDER HOLD SOV 3.7 03/28/22	-	210,200,390	0.00%	2,498,797.09	185,719,103	1.35%
SECURITY BK CORP SECBPM 4 1/2 09/25/23	504,979	210,200,390	0.24%	507,877.15	185,719,103	0.27%
UNION BK PHILIPP UBPPM 3.369 11/29/22	8,317,817	210,200,390	3.96%	8,369,043.04	185,719,103	4.51%
VLL INTERNATIONAL VLLPM 7 3/8 06/18/22	3,529,511	210,200,390	1.68%	3,564,234	185,719,103	1.92%
VOLKSWAGEN GRP .75% 23NOV2022	2,386,845	210,200,390	1.14%	2,387,560.08	185,719,103	1.29%
VOLKSWAGEN GRP VW 2.7 09/26/22	3,034,061	210,200,390	1.44%	3,051,547.92	185,719,103	1.64%
VOLKSWAGEN GRP VW 2.9 05/13/22	5,014,955	210,200,390	2.39%	5,047,003.75	185,719,103	2.72%
WILLIAMS PARTNER WPZ 4 09/15/25	2,429,743	210,200,390	1.16%	-	185,719,103	0.00%
PETRON CORP PCORPM 4.6 PERP	4,343,451	210,200,390	2.07%	4,325,444	185,719,103	2.33%
SAN MIGUEL CORP FRN 29JUL2025	9,602,062	210,200,390	4.57%	7,157,715.89	185,719,103	3.85%
SANTANDER UK GRP SANUK 1.089 03/15/25	1,970,742	210,200,390	0.94%	-	185,719,103	0.00%
SMC GLOBAL POWER 25/04/2024 CALLABLE	8,268,640	210,200,390	3.93%	7,111,144.97	185,719,103	3.83%
SMC GLOBAL POWER SMCGL 21OCT2025	2,187,490	210,200,390	1.04%	-	185,719,103	0.00%
Commercial Papers						
BOCSIN 01/21/22 ECD	-	210,200,390	0.00%	9,998,667.50	185,719,103	5.38%
CHINA CONS BANK LONDON	8,998,112	210,200,390	4.28%	8,990,023.41	185,719,103	4.84%
ICBC MACAU LTD ICBCAS 0 06/09/22	9,993,688	210,200,390	4.75%	9,985,459.80	185,719,103	5.38%
SHINHAN BANK LONDON	-	210,200,390	0.00%	10,995,672.16	185,719,103	5.92%
FIRST ABU DHABI BANK PJS 0 08/15/2022	9,968,390	210,200,390	4.74%	-	185,719,103	0.00%
Special savings deposits:						
RCBC	3,337,800	210,200,390	1.59%	3,337,800.00	185,719,103	1.80%
Investments in UITF						
BPI USD SHORT TERM FUND	99,722	210,200,390	0.05%	100,070	185,719,103	0.05%
METROBANK USD SHORT TERM FUND	100,917	210,200,390	0.05%	101,199	185,719,103	0.05%
BDO DOLLAR MONEY MARKET FUND	-	210,200,390	0.00%	-	185,719,103	0.00%
METROBANK DOLLAR MONEY MARKET FUND	-	210,200,390	0.00%	-	185,719,103	0.00%

ii. Total Investment of the Fund to the Outstanding Securities of an Investee Company

As of March 31, 2022 and December 31, 2021

	2022			2021		
	Total Investment	Outstanding Securities of an Investee Company	% over Investee	Total Investment	Outstanding Securities of an Investee Company	% over Investee
Treasury Notes (ISIN)						
PHILIP 4 21	-	**	-	-	**	-
Treasury Bills						
ICBCAS 0 03/02/21	-	**	-	-	**	-
ICBCAS 0 06/02/21	-	**	-	-	**	-
Bonds						
ABBVIE INC ABBV 2.9 11/06/22	2,000,000	**	-	2,000,000	**	-
AERCAP IRELAND CAP/GLOBA 3.3% 23JAN2023	1,535,000			-	**	-
AMERICAN ELECTRIC POWER 2.95 15DEC2022	5,000,000			-	**	-
BAIDU INC BIDU 4 3/8 05/14/24	1,745,000			-	**	-
BANK OF PHILIPPI BPIPM 4 1/4 09/04/23	4,193,000	**	-	1,358,000	**	-
BANK PHILIPP ISL BPIPM 2 1/2 09/10/24	600,000	**	-	600,000	**	-
BDO UNIBANK INC BDOPM 2 1/8 01/13/26	1,283,000	**	-	1,283,000	**	-
BDO UNIBANK INC BDOPM 2.95 03/06/23	3,845,000			-	**	-
CAN IMPERIAL BK CM 0.45 06/22/23	1,671,000			-	**	-
CHINA OVERSEA FI CHIOLI 5 3/8 10/29/23	2,678,000	**	-	2,678,000	**	-
CHINA OVERSEAS F CHIOLI 3.95 11/15/22	2,112,000	**	-	2,112,000	**	-
CHINA RESOURCE CHIRES 4 1/2 04/05/22	210,000	**	-	210,000	**	-
CHN CLEAN ENERGY CHGDNU 4 11/05/25	1,200,000	**	-	200,000	**	-
CRED SUIS GP FUN CS 3.8 09/15/22	4,890,000	**	-	4,890,000	**	-
CVS CAREMARK CVS 2 3/4 12/01/22	2,526,000			-	**	-
DISCOVER FIN SVS DFS 3.85 11/21/22	3,937,000	**	-	3,937,000	**	-
DOMINION ENERGY INC 2.45 15JAN2023	9,467,000			-	**	-
GEN MOTORS FIN GM 2 3/4 06/20/25	2,000,000			-	**	-
GEN MOTORS FIN GM 3 1/4 01/05/23	3,722,000			-	**	-
GENERAL MOTORS FINL CO 3.55% 08JUL2022	12,900,000	**	-	12,900,000	**	-
GLENCORE FDG LLC GLENLN 1 5/8 04/27/26	4,253,000			-	**	-
HP ENTERPRISE HPE 4.4 10/15/22	1,100,000	**	-	1,100,000	**	-
HUTCH WHA INT 11 HUWHY 4 5/8 01/13/22	-	**	-	1,000,000	**	-
JABIL CIRCUIT JBL 4.7% 15SEP2022	7,449,000	**	-	7,449,000	**	-
JGSH PHILIPPINES JGSPM 4 3/8 01/23/23	9,630,000	**	-	830,000	**	-
METROPOLITAN BANK & TRU 2.125% 15JAN2026	2,325,000			-	**	-
MITSUB UFJ FIN MUFG 2.527 09/13/23	1,902,000			-	**	-
PHILIPPINE NATIONAL BANK 3.28% 27SEP2024	4,436,000	**	-	4,436,000	**	-
PHILIPPINE NAT BK PNBPM 4 1/4 04/27/23	500,000	**	-	500,000	**	-
PHILLIPS 66 PSX 4.3 04/01/22	3,298,000	**	-	3298000	**	-
PROVEN GLORY CAP HUAWEI 3 1/4 02/21/22	-	**	-	1,180,000	**	-
RIZAL COMM BANK RCBPM 4 1/8 03/16/23	4,119,000	**	-	722,000	**	-
RIZAL COMMERCIAL BANKING 3% 11SEP2024	2,330,000	**	-	1,850,000	**	-
SANTANDER HOLD SOV 3.7 03/28/22	-	**	-	2,483,000	**	-
SECURITY BK CORP SECBPM 4 1/2 09/25/23	489,000	**	-	489,000	**	-
UNION BK PHILIPP UBPPM 3.369 11/29/22	8,182,000	**	-	8,182,000	**	-
VLL INTERNATIONAL VLLPM 7 3/8 06/18/22	3,500,000	**	-	3,500,000	**	-
VOLKSWAGEN GRP .75% 23NOV2022	2,385,000	**	-	2,385,000	**	-
VOLKSWAGEN GRP VW 2.7 09/26/22	3,000,000	**	-	3,000,000	**	-
VOLKSWAGEN GRP VW 2.9 05/13/22	5,000,000	**	-	5,000,000	**	-
WILLIAMS PARTNER WPZ 4 09/15/25	2,290,000			-	**	-
PETRON CORP PCORPM 4.6 PERP	4,457,000	**	-	4,457,000	**	-
SAN MIGUEL CORP FRN 29JUL2025	9,307,000	**	-	6,857,000	**	-
SANTANDER UK GRP SANUK 1.089 03/15/25	2,000,000			-	**	-
SMC GLOBAL POWER 25/04/2024 CALLABLE	8,131,000	**	-	6,931,000	**	-
SMC GLOBAL POWER SMCGL 21OCT2025	2,103,000			-	**	-
Commercial Papers						
BOCSIN 01/21/22 ECD	-	**	-	10,000,000	**	-
CHINA CONS BANK LONDON	9,000,000	**	-	9,000,000	**	-
ICBC MACAU LTD ICBCAS 0 06/09/22	10,000,000	**	-	10,000,000	**	-
SHINHAN BANK LONDON	-	**	-	11,000,000	**	-
FIRST ABU DHABI BANK PJS 0 08/15/2022	10,000,000			-	**	-
Special savings deposits:						
RCBC	3,337,800	**	-	3,337,800	**	-
Investments in UITF						
BPI USD SHORT TERM FUND	320	2,759,851	0%	320	2,870,655	
METROBANK USD SHORT TERM FUND	74,367	88,663,394	0%	74,367	90,083,391	

iii Total Investment in Liquid or Semi-Liquid Assets to Total Assets

As of March 31, 2022 and December 31, 2021

	2022	2021
Total Liquid and Semi-Liquid Assets	20,169,302	46,040,490
TOTAL ASSETS	211,321,636	186,002,048
Total Investment in Liquid or Semi-Liquid Assets to Total Assets	10%	25%

iv. Total Operating Expenses to Total Net Worth

As of March 31, 2022 and December 31, 2021

	2022	2021
Total Operating Expenses	261,534	714,695
Average Daily Net Worth	195,961,962	126,655,867
Total Operating Expenses to Average Daily Net Worth	0.13%	0.56%

v. Total Assets to Total Borrowings

As of March 31, 2022 and December 31, 2021

	2022	2021
Total Assets	211,321,636	186,002,048
Total Borrowings	1,121,246	282,945
Total Assets to Total Borrowings	18847%	65738%

SUN LIFE PROSPERITY DOLLAR STARTER FUND, INC.
Schedule of Investments
Financial assets at fair value through profit and loss

Name of Issuing Entity and Association of Each Issue	March 31, 2022			December 31, 2021	
	Number of Shares / Principal Amount of Bonds and Notes	Market Value	Aggregate Cost	Principal Amount of Bonds and Notes	Amount Shown in Balance Sheet
Corporate Bonds					
ABBVIE INC ABBV 2.9 11/06/22	2,000,000	2,029,933	2,000,000	2,000,000	2,042,442.58
AERCAP IRELAND CAP/GLOBA 3.3% 23JAN2023	1,535,000	1,551,067	1,535,000	-	-
AMERICAN ELECTRIC POWER 2.95 15DEC2022	5,000,000	5,046,464	5,000,000	-	-
BAIDU INC BIDU 4 3/8 05/14/24	1,745,000	1,842,202	1,745,000	-	-
BANK OF PHILIPPI BPIPM 4 1/4 09/04/23	4,193,000	4,365,738	4,193,000	1,358,000	1,412,217.81
BANK PHILIPP ISL BPIPM 2 1/2 09/10/24	600,000	615,063	600,000	600,000	616,799.23
BDO UNIBANK INC BDOPM 2 1/8 01/13/26	1,283,000	1,301,696	1,283,000	1,283,000	1,303,255.67
BDO UNIBANK INC BDOPM 2.95 03/06/23	3,845,000	3,866,017	3,845,000	-	-
CAN IMPERIAL BK CM 0.45 06/22/23	1,671,000	1,661,584	1,671,000	-	-
CHINA OVERSEA FI CHIOLI 5 3/8 10/29/23	2,678,000	2,832,011	2,678,000	2,678,000	2,857,475.67
CHINA OVERSEAS F CHIOLI 3.95 11/15/22	2,112,000	2,144,807	2,112,000	2,112,000	2,157,916.13
CHINA RESOURCE CHIRES 4 1/2 04/05/22	210,000	210,078	210,000	210,000	211,843.17
CHN CLEAN ENERGY CHGDNU 4 11/05/25	1,200,000	1,264,839	1,200,000	200,000	212,797.04
CRED SUIS GP FUN CS 3.8 09/15/22	4,890,000	4,964,116	4,890,000	4,890,000	5,004,710.06
CVS CAREMARK CVS 2 3/4 12/01/22	2,526,000	2,545,360	2,526,000	-	-
DISCOVER FIN SVS DFS 3.85 11/21/22	3,937,000	4,018,538	3,937,000	3,937,000	4,050,371.74
DOMINION ENERGY INC 2.45 15JAN2023	9,467,000	9,548,099	9,467,000	-	-
GEN MOTORS FIN GM 2 3/4 06/20/25	2,000,000	2,037,873	2,000,000	-	-
GEN MOTORS FIN GM 3 1/4 01/05/23	3,722,000	3,771,439	3,722,000	-	-
GENERAL MOTORS FINL CO 3.55% 08JUL2022	12,900,000	13,007,354	12,900,000	12,900,000	13,106,959.08
GLENORE FDG LLC GLENLN 1 5/8 04/27/26	4,253,000	4,168,944	4,253,000	-	-
HP ENTERPRISE HPE 4.4 10/15/22	1,100,000	1,120,026	1,100,000	1,100,000	1,129,272.07
HUTCH WHA INT 11 HUWHY 4 5/8 01/13/22	-	-	-	1,000,000	1,001,419.06
JABIL CIRCUIT JBL 4.7% 15SEP2022	7,449,000	7,591,159	7,449,000	7,449,000	7,669,010.09
JGSH PHILIPPINES JGSPM 4 3/8 01/23/23	9,630,000	9,738,771	9,630,000	830,000	849,143.49
METROPOLITAN BANK & TRU 2.125% 15JAN2026	2,325,000	2,331,601	2,325,000	-	-
MTSUB UFJ FIN MUFJ 2.527 09/13/23	1,902,000	1,944,373	1,902,000	-	-
PHILIPPINE NATIONAL BANK 3.28% 27SEP2024	4,436,000	4,616,276	4,436,000	4,436,000	4,635,731.75
PHILIPPINE NAT BK PNBPM 4 1/4 04/27/23	500,000	507,381	500,000	500,000	509,416.95
PHILLIPS 66 PSX 4.3 04/01/22	3,298,000	3,298,000	3,298,000	3,298,000	3,330,024.11
PROVEN GLORY CAP HUAWEI 3 1/4 02/21/22	-	-	-	1,180,000	1,181,314.40
RIZAL COMM BANK RCBPM 4 1/8 03/16/23	4,119,000	4,208,262	4,119,000	722,000	723,465.95
RIZAL COMMERCIAL BANKING 3% 11SEP2024	2,330,000	2,406,737	2,330,000	1,850,000	1,920,617.98
SANTANDER HOLD SOV 3.7 03/28/22	-	-	-	2,483,000	2,498,797.09
SECURITY BK CORP SECBPM 4 1/2 09/25/23	489,000	504,979	489,000	489,000	507,877.15
UNION BK PHILIPP UBPPM 3.369 11/29/22	8,182,000	8,317,817	8,182,000	8,182,000	8,369,043.04
VLL INTERNATIONA VLLPM 7 3/8 06/18/22	3,500,000	3,529,511	3,500,000	3,500,000	3,564,234.07
VOLKSWAGEN GRP .75% 23NOV2022	2,385,000	2,386,845	2,385,000	2,385,000	2,387,560.08
VOLKSWAGEN GRP VW 2.7 09/26/22	3,000,000	3,034,061	3,000,000	3,000,000	3,051,547.92
VOLKSWAGEN GRP VW 2.9 05/13/22	5,000,000	5,014,955	5,000,000	5,000,000	5,047,003.75
WILLIAMS PARTNER WPZ 4 09/15/25	2,290,000	2,429,743	2,290,000	-	-
PETRON CORP PCORPM 4.6 PERP	4,457,000	4,343,451	4,457,000	4,457,000	4,325,443.61
SAN MIGUEL CORP FRN 29JUL2025	9,307,000	9,602,062	9,307,000	6,857,000	7,157,715.89
SANTANDER UK GRP SANUK 1.089 03/15/25	2,000,000	1,970,742	2,000,000	-	-
SMC GLOBAL POWER 25/04/2024 CALLABLE	8,131,000	8,268,640	8,131,000	6,931,000	7,111,144.97
SMC GLOBAL POWER SMCGL 21OCT2025	2,103,000	2,187,490	2,103,000	-	-
	159,700,000	162,146,103	159,700,000	97,817,000	99,946,571.60
Special Savings Deposits					
RCBC	3,337,800	3,337,800	3,337,800	3,337,800	3,337,800
	3,337,800	3,337,800	3,337,800	3,337,800	3,337,800
Commercial Papers					
BOCSIN 01/21/22 ECD	-	-	-	10,000,000	9,998,668
CHINA CONS BANK LONDON	9,000,000	8,998,112	9,000,000	9,000,000	8,990,023
ICBC MACAU LTD ICBCAS 0 06/09/22	10,000,000	9,993,688	10,000,000	10,000,000	9,985,460
SHINHAN BANK LONDON	-	-	-	11,000,000	10,995,672
FIRST ABU DHABI BANK PJS 0 08/15/2022	10,000,000	9,968,390	10,000,000	-	-
	29,000,000	28,960,189	29,000,000	40,000,000	39,969,823
Investments in UITF					
BPI USD SHORT TERM FUND	320	99,722	320	320	100,070
METROBANK USD SHORT TERM FUND	74,367	100,917	74,367	74,367	101,199
	74,687	200,638	74,687	74,687	201,270
Total	192,112,487	194,644,730	192,112,487	141,229,487	143,455,464

This document contains key information clients of Sun Life Prosperity Dollar Starter Fund should know about. More information can be found in the Fund's prospectus. Ask a Sun Life Financial Advisor or contact Sun Life Asset Management Company, Inc., at 8-849-9888 or PHIL-MF-Products@sunlife.com or visit www.sunlifefunds.com.

Launch Date	November 6, 2017	Fund Classification	Fixed Income Fund	Minimum Holding Period	7 days
Fund Size	USD 210,176,514.18	Minimum Subscription	USD 500	Early Redemption Fee	0.25%
Net Asset Value Per Share	1.0621	Minimum Subsequent	USD 100	Redemption Settlement	T+1 business day
Benchmark	100% 30-day USD Deposit Rate	Management and Distribution Fee	0.25%	Bloomberg Ticker	SLDSTAR PM Equity
Fund Structure	Mutual Fund (Shares)	Transfer Agency Fee	0.15%		

What does the Fund invest in?

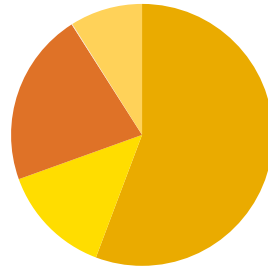
The **Sun Life Prosperity Dollar Starter Fund** aims to generate consistent and stable returns for your US Dollar investment, potentially exceeding those of traditional bank deposits and money market funds over time. The Fund may also serve as a parking facility prior to investment in other Dollar Funds.

The Fund is suitable for investors with a **conservative risk profile** and short-term investment horizon. This is for investors who seek higher yields for their US Dollars compared to conventional bank deposits but do not want to assume a significant amount of risk. These investors may also be considering to invest in other dollar funds but are not yet able or ready to do so.

Top Fixed Income Holdings

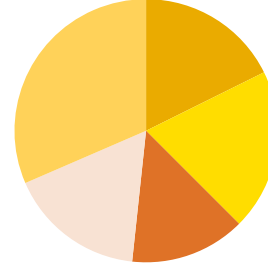
1. Short-Term Note 2022, 6.19%
2. Short-Term Placement 2022, 4.75%
3. Short-Term Placement 2022, 4.74%
4. Short-Term Note 2023, 4.63%
5. Corporate Bond 2025, 4.58%

Investment Mix



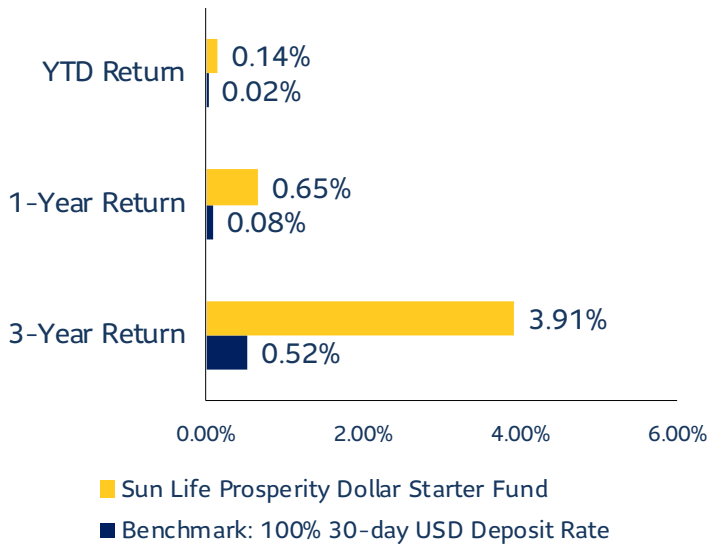
- Short-Term Notes, 55.73%
- Short-Term Placements, 13.78%
- Corporate Bonds, 21.46%
- Money Market Placements, 0.10%
- Cash and Other Liquid Assets, 8.94%

Maturity Profile



- 0-3 months, 17.67%
- 3-6 months, 19.82%
- 6-9 months, 14.19%
- 9-12 months, 16.80%
- 12 months and above, 31.50%

How has the Fund performed?



Note: Year-to-date (YTD) returns are computed as the return from the last business day of the previous year to the last business day of the reporting month.

Market Review and Outlook

- Dollar money market returns moved little month-on-month.
- Local US time deposit rates remained near zero even if the Fed delivered a 25-basis point hike in its last meeting.
- The Fund will take advantage of rising USD rates, as it will reinvest maturing securities to securities with higher rates.
- Accruals continued to be the primary driver for the Dollar Starter Fund's year-to-date return of 14 basis points.

Disclaimer: Sun Life Asset Management Company, Inc. (SLAMCO) makes no representation as to the accuracy or completeness of the information contained herein. The information contained in this presentation is for information purposes only. It is not intended to provide professional, investment, or any other type of advice or recommendation in relation to purchases or sales of securities whether or not they are related to SLAMCO; it does not constitute any guarantee of performance; and neither does it take into account the particular investment objectives, financial situation or needs of individual recipients. Any opinions or estimates herein reflect our judgment as at the date of this presentation and are subject to change at any time without notice. This material is a copyrighted work. You may not share, distribute, revise, transform, or build upon this material without prior written consent of, and proper attribution to Sun Life. All trademarks are the properties of their respective owners.

This document contains key information clients of Sun Life Prosperity Dollar Starter Fund should know about. More information can be found in the Fund's prospectus. Ask a Sun Life Financial Advisor or contact Sun Life Asset Management Company, Inc., at 8-849-9888 or PHIL-MF-Products@sunlife.com or visit www.sunlifefunds.com.

Launch Date	November 6, 2017	Fund Classification	Fixed Income Fund	Minimum Holding Period	7 days
Fund Size	USD 201,498,040.43	Minimum Subscription	USD 500	Early Redemption Fee	0.25%
Net Asset Value Per Share	1.0617	Minimum Subsequent	USD 100	Redemption Settlement	T+1 business day
Benchmark	100% 30-day USD Deposit Rate	Management and Distribution Fee	0.25%	Bloomberg Ticker	SLDSTAR PM Equity
Fund Structure	Mutual Fund (Shares)	Transfer Agency Fee	0.15%		

What does the Fund invest in?

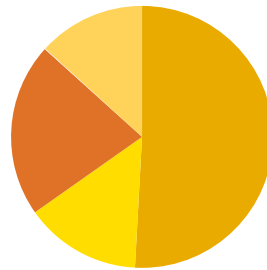
The **Sun Life Prosperity Dollar Starter Fund** aims to generate consistent and stable returns for your US Dollar investment, potentially exceeding those of traditional bank deposits and money market funds over time. The Fund may also serve as a parking facility prior to investment in other Dollar Funds.

The Fund is suitable for investors with a **conservative risk profile** and short-term investment horizon. This is for investors who seek higher yields for their US Dollars compared to conventional bank deposits but do not want to assume a significant amount of risk. These investors may also be considering to invest in other dollar funds but are not yet able or ready to do so.

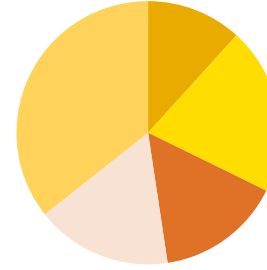
Top Fixed Income Holdings

1. Short-Term Note 2022, 6.47%
2. Short-Term Placement 2022, 4.96%
3. Short-Term Placement 2022, 4.94%
4. Short-Term Note 2023, 4.74%
5. Short-Term Placement 2022, 4.46%

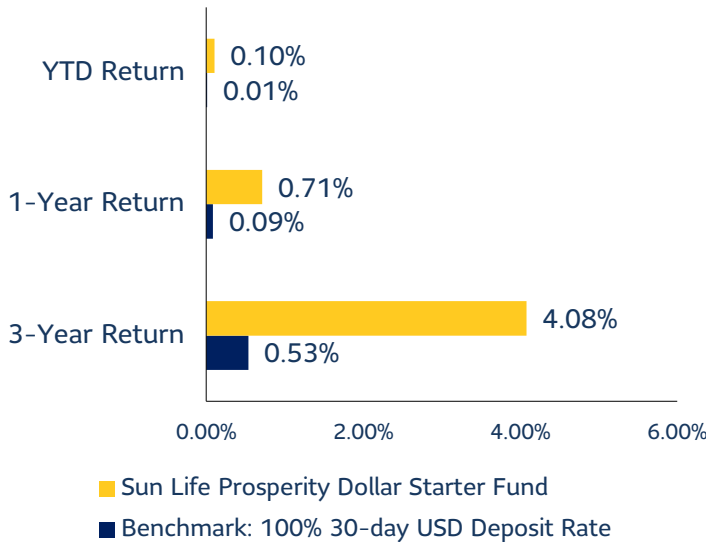
Investment Mix



Maturity Profile



How has the Fund performed?



Note: Year-to-date (YTD) returns are computed as the return from the last business day of the previous year to the last business day of the reporting month.

Market Review and Outlook

- Dollar money market returns moved little month-on-month.
- Time deposit rates remain near zero, as cash remains abundant in both the U.S. and local market.
- The yields of 3-month to 1-year U.S. Treasuries continued their ascent, as the market prices in more rate hikes by the Fed.
- The Fund will take advantage of rising USD rates, as it will reinvest maturing securities to securities with higher rates.
- Accruals remain the primary driver for the Dollar Starter Fund's year-to-date return of 10 basis points.

Disclaimer: Sun Life Asset Management Company, Inc. (SLAMCI) makes no representation as to the accuracy or completeness of the information contained herein. The information contained in this presentation is for information purposes only. It is not intended to provide professional, investment, or any other type of advice or recommendation in relation to purchases or sales of securities whether or not they are related to SLAMCI; it does not constitute any guarantee of performance; and neither does it take into account the particular investment objectives, financial situation or needs of individual recipients. Any opinions or estimates herein reflect our judgment as at the date of this presentation and are subject to change at any time without notice. This material is a copyrighted work. You may not share, distribute, revise, transform, or build upon this material without prior written consent of, and proper attribution to Sun Life. All trademarks are the properties of their respective owners.

This document contains key information clients of Sun Life Prosperity Dollar Starter Fund should know about. More information can be found in the Fund's prospectus. Ask a Sun Life Financial Advisor or contact Sun Life Asset Management Company, Inc., at 8-849-9888 or PHIL-MF-Products@sunlife.com or visit www.sunlifefunds.com.

Launch Date	November 6, 2017	Fund Classification	Fixed Income Fund	Minimum Holding Period	7 days
Fund Size	USD 181,327,765.49	Minimum Subscription	USD 500	Early Redemption Fee	0.25%
Net Asset Value Per Share	1.0610	Minimum Subsequent	USD 100	Redemption Settlement	T+1 business day
Benchmark	100% 30-day USD Deposit Rate	Management and Distribution Fee	0.25%	Bloomberg Ticker	SLDSTAR PM Equity
Fund Structure	Mutual Fund (Shares)	Transfer Agency Fee	0.15%		

What does the Fund invest in?

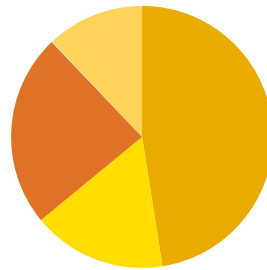
The **Sun Life Prosperity Dollar Starter Fund** aims to generate consistent and stable returns for your US Dollar investment, potentially exceeding those of traditional bank deposits and money market funds over time. The Fund may also serve as a parking facility prior to investment in other Dollar Funds.

The Fund is suitable for investors with a **conservative risk profile** and short-term investment horizon. This is for investors who seek higher yields for their US Dollars compared to conventional bank deposits but do not want to assume a significant amount of risk. These investors may also be considering to invest in other dollar funds but are not yet able or ready to do so.

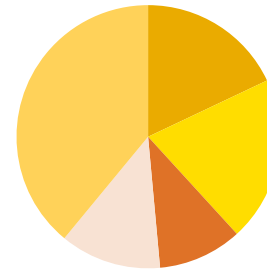
Top Fixed Income Holdings

1. Short-Term Note 2022, 7.21%
2. Short-Term Placement 2022, 6.07%
3. Short-Term Placement 2022, 5.51%
4. Short-Term Placement 2022, 4.96%
5. Corporate Bond 2025, 4.91%

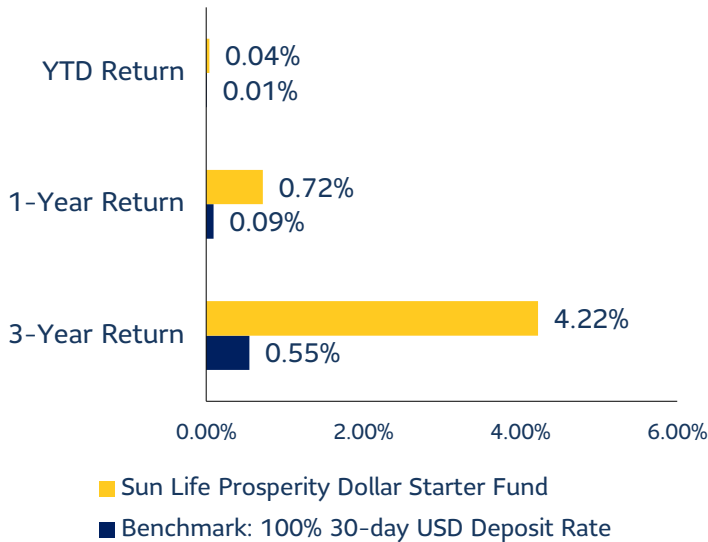
Investment Mix



Maturity Profile



How has the Fund performed?



Note: Year-to-date (YTD) returns are computed as the return from the last business day of the previous year to the last business day of the reporting month.

Market Review and Outlook

- Dollar money market returns move little month-on-month.
- Time deposit rates remain near zero as cash remains abundant in both the U.S. and local market.
- The yields of 3-month to 1-year US Treasuries go up as the market prices in a more aggressive tightening by the Federal Reserve (Fed).
- The Fund will take advantage of rising USD rates as it will reinvest maturing securities to securities with higher rates.
- Accruals remain the primary driver for the Fund's year-to-date return of 4 basis points.

Disclaimer: Sun Life Asset Management Company, Inc. (SLAMCI) makes no representation as to the accuracy or completeness of the information contained herein. The information contained in this presentation is for information purposes only. It is not intended to provide professional, investment, or any other type of advice or recommendation in relation to purchases or sales of securities whether or not they are related to SLAMCI; it does not constitute any guarantee of performance; and neither does it take into account the particular investment objectives, financial situation or needs of individual recipients. Any opinions or estimates herein reflect our judgment as at the date of this presentation and are subject to change at any time without notice. This material is a copyrighted work. You may not share, distribute, revise, transform, or build upon this material without prior written consent of, and proper attribution to Sun Life. All trademarks are the properties of their respective owners.



Sun Life
Asset Management

Certification

I, Sherwin S. Sampang, the Treasurer of Sun Life Prosperity Dollar Starter Fund, Inc., a corporation duly registered under and by virtue of the laws of the Republic of the Philippines, with SEC registration number CS201701307 and with principal office at Sun Life Center, 5th Ave. Cor. Rizal Drive Bonifacio Global City, Taguig City, on oath state:

- 1) That I have caused this SEC Form 17-L to be prepared on behalf of Sun Life Prosperity Dollar Starter Fund, Inc.;
- 2) That I have read and understood its contents which are true and correct based on my own personal knowledge and/or on authentic records;
- 3) That the company Sun Life Prosperity Dollar Starter Fund, Inc. will comply with the requirements set forth in SEC Notice dated 14 May 2021 to effect a complete and official submission of reports and/or documents through electronic mail;
- 4) That I am fully aware that submitted documents which require pre-evaluation and/or payment of processing fee shall be considered complete and officially received only upon payment of a filing fee; and
- 5) That the e-mail account designated by the company pursuant to SEC Memorandum Circular No. 28, s. 2020 shall be used by the company in its online submissions to CGFD.

IN WITNESS WHEREOF, I have hereunto set my hand this 6th day of May, 2022.

Sherwin S. Sampang
Affiant

SUBSCRIBED AND SWORN to before me this day of , 2022, in CITY OF MAKATI City, Philippines. Affiant exhibiting his/her government issued identification card:

Name	Government ID No.	Date of Issue	Place of Issue
Sherwin S. Sampang	Passport ID No. P9427178A	06 Nov 2018	DFA NCR East

Doc. No. 378 ;
Page No. 35 ;
Book No. XIV ;
Series of 2022.

ATTY. GERVACIO B. ORTIZ JR.
Notary Public City of Makati
Until December 31, 2022
IBP No. 05729 Lifetime Member
MCLE Compliance No. VI-0024312
Appointment No. M-R2-(2021-2022)
PTR No. 8852511 Iss. 3, 2022
Makati City Roll No. 41091
101 Urban Ave. Campos Rueda Bldg.
Brgy. Pio Del Pilar, Makati City

SECURITIES AND EXCHANGE COMMISSION

SEC FORM 17-L

**NOTIFICATION OF INABILITY TO FILE ALL OR
ANY PORTION OF SEC FORM 17-A OR 17-Q**

GENERAL INSTRUCTIONS

1. This Form may be signed by an executive officer of the issuer or by any other duly authorized representative. The name and title of the person signing the form shall be typed or printed beneath the signature. If the statement is signed on behalf of the issuer by an authorized representative other than an executive officer, evidence of the representative's authority to sign on behalf of the issuer shall be filed with the Form.
2. One signed original and four conformed copies of this Form and attachments thereto must be completed and filed with the Commission and, where any class of the issuer's securities are listed on a Stock Exchange, one with that Stock Exchange, in accordance with SRC Rule 17-1. The information contained in or filed with the Form will be made a matter of the public record in the Commission's and the Exchange's files.
3. A manually signed copy of the Form and amendments thereto shall be filed with the Stock Exchange if any class of securities of the issuer is listed thereon.
4. One signed original and four conformed copies of amendments to the notifications must also be filed on SEC Form 17-L but need not restate information that has been correctly furnished. The Form shall be clearly identified as an amended notification.
5. If the deadline for filing SEC Form 17-A or 17-Q specified in paragraph 2(b)(ii) of SRC Rule 17-1 is not complied with, a fine will be imposed for each day thereafter that the Form is not filed.

SECURITIES AND EXCHANGE COMMISSION

SEC FORM 17-L

NOTIFICATION OF INABILITY TO FILE ALL OR ANY PORTION OF SEC FORM 17-A OR 17-Q

Check One:

Form 17-A [] Form 17-Q [✓]

Period-Ended Date of required filing March 31, 2022

Date of this report May 6, 2022

Nothing in this Form shall be construed to imply that the Commission has verified any information contained herein.

If this notification relates to a portion or portions of the filing checked above, identify the item(s) to which the notification relates: SEC FORM 17-Q

1. SEC Identification Number CS201701307 2. BIR Tax Identification No. : 009-525-650-000

3. Sun Life Prosperity Dollar Starter Fund, Inc.
Exact name of issuer as specified in its charter

4. Bonifacio Global City, Taguig City
Province, country or other jurisdiction of incorporation

5. Industry Classification Code: (SEC Use Only)

6. 8F Sun Life Centre 5th Avenue cor Rizal Drive Bonifacio Global City, Taguig City 1634

.....
Address of principal office

.....
Postal Code

7. (02) – 85558888
Issuer's telephone number, including area code

8. N. A.
Former name, former address, and former fiscal year, if changed since last report.

9. Are any of the issuer's securities listed on a Stock Exchange?

Yes [] No [X]

If yes, disclose the name of such Stock Exchange and the class of securities listed therein:
.....

Part I - Representations

If the subject report could not be filed without unreasonable effort or expense and the issuer seeks relief pursuant to SRC Rule 17-1, the following should be completed. (Check box if appropriate)

(a) The reasons described in reasonable detail in Part II of this Form could not be estimated without unreasonable effort or expense. []

(b) The subject annual report on SEC Form 17-A, or portion thereof, will be filed on or before the fifteenth calendar day following the prescribed due date; or the subject quarterly report on SEC Form 17-Q, or portion thereof, will be filed on or before the fifth day following the prescribed due date. [✓]

(c) The accountant's statement or other exhibit required by paragraph 3 of SRC Rule 17-1 has been attached if applicable. []

Part II - Narrative

State below in reasonable detail the reasons why SEC Form 17-A or SEC Form 17-Q, or portion thereof, could not be filed within the prescribed period. (Attach additional sheets if needed.)

The Company's SEC Form 17-Q for the quarter ending March 31, 2022 could not be completed and filed within the prescribed period. The Company has yet to complete the review of its financial statements and required notes disclosures. The Company undertakes to submit the report within five (5) calendar days after the prescribed deadline to the Securities and Exchange Commission.

Part III - Other Information

(a) Name, address and telephone number, including area code, and position/title of person to contact in regard to this notification

**Sherwin S. Sampang
Treasurer
Sun Life Centre 5th Avenue cor Rizal Drive Bonifacio Global City, Taguig City 1634
8555-8888**

(b) Have all other periodic reports required under Section 17 of the Code and under Sections 26 and 141 of the Corporation Code of the Philippines during the preceding 12 months, or for such shorter period that the issuer was required to file such report(s), been filed? If the answer is no, identify the report(s).

Yes [✓] No [] Reports:

(c) Is it anticipated that any significant change in results of operations from the corresponding period for the last fiscal year will be reflected by the earnings statements to be included in the subject report or portion thereof?


Yes [] No [✓]

If so, attach an explanation of the anticipated change, both narratively and quantitatively, and, if appropriate, state the reasons why a reasonable estimate of the results cannot be made.

SIGNATURE

Pursuant to the requirements of the SRC Rule 17-1, the issuer has duly caused this report to be signed on its behalf by the undersigned hereunto duly authorized.

Sun Life Prosperity Dollar Starter Fund, Inc.
Registrant's full name as contained in charter



SHERWIN S. SAMPANG
Treasurer

Date: **May 6, 2022**

MANAGEMENT REPORT

a. **Management's Discussion and Analysis (MD&A) or Plan of Operation.**

CORPORATE INFORMATION

Sun Life Prosperity Dollar Starter Fund, Inc. (the "Company") was incorporated and registered with the Philippine Securities and Exchange Commission (SEC) on January 16, 2017. The Company is a registered open-end investment company under the Investment Company Act (Republic Act "R.A." No. 2629) and the Securities Regulation Code (R.A. No. 8799), formerly known as the Revised Securities Act (B.P. No. 178). It is engaged in the sale of and distribution of mutual fund shares, and seeks to provide higher yields than conventional bank deposits, short-term corporate and government debt and other fixed income instruments denominated in US Dollars. As an open-end investment company, its shares are redeemable anytime based on the Net Asset Value Per Share (NAVPS) at the time of redemption.

1. Plan of Operation. For the next twelve (12) months, management will continue its current plan of operation, with a focus on improving cost efficiency.
2. **Management's Discussion and Analysis.** The performance of the Company could be measured by the following indicators:
 - 2.1 Increase/Decrease in Net Assets Value Per Share (NAVPS) NAVPS is computed by dividing net assets (total assets less total liabilities) by the total number of shares issued and outstanding plus the total number of shares outstanding due to deposit for future subscriptions (DFFS) and for conversion to shares, if any, as of the end of the reporting day. Any increase or decrease in NAVPS translates to a prospective capital gain or capital loss, respectively, for the Company's shareholders.
 - 2.2 Net Investment Income. Represents the total earnings of the Company from its investment securities, less operating expenses and income tax. This gauges how efficiently the Company has utilized its resources in a given time period.
 - 2.3 Assets Under Management (AUM). The assets under the Company's disposal. This measures the profitability of the Company (increase/decrease brought about by its operational income) as well as investor confidence (increase/decrease brought about by investor subscriptions/redemptions).
 - 2.4 Cash Flow. Determines whether the Company was able to achieve the optimal level of liquidity by being able to meet all its scheduled payments while at the same time maintaining the maximum level of investments and minimum level of cash.

FINANCIAL STATEMENTS ANALYSIS

Management's Discussion and Analysis of Financial Condition and Results of Operations

Material Changes in the 1st Quarter Financial Statements

Statement of Financial Position and Statements of Changes in Equity – 31 March 2022 vs. 31 December 2021

For the Period Ended	31-Mar-22	31-Dec-21	Movement	Percentage (%)	MDAS
	Audited	Audited			
Cash and cash equivalents	\$ 15,135,958	\$ 41,447,426	\$ (26,311,468)	-63.48%	Liquidity requirements were met.
Financial assets at fair value through profit or loss	3,538,439	3,539,070	(631)	-0.02%	The decrease represents the net unrealized losses incurred for the period.
Financial assets at amortized cost	191,106,291	139,916,394	51,189,897	36.59%	The increase was brought by the acquisition of investment in fixed income securities which was partly offset with the disposals and recognition of allowance for impairment.
Accrued interest receivable	1,494,905	1,053,994	440,911	41.83%	Collection of interest depends on the scheduled interest payments of each asset. Higher accrued interest receivable as of year-end is also aligned with the movement of investments in fixed income securities.
Deferred tax asset	46,043	45,164	880	1.95%	The increase pertains to the additional DTA effect from ECL provision.
Total Assets	211,321,636	186,002,048	25,319,589	13.61%	
Accrued expenses and other payables	850,082	140,187	709,895	506.39%	The increase was directed by the higher amount of payable to investors for redemption of their investments processed on or before end of the reporting period. These are usually paid one day after the transaction date.
Payable to fund manager	72,375	61,430	10,945	17.82%	The increase in fees payable to fund manager was brought by the higher AUM as of the period.
Income tax payable	198,789	81,328	117,461	144.43%	The increase pertains to income tax for the 1st quarter of 2022
Total Liabilities	1,121,246	282,945	838,300	296.28%	
Share capital	265,279	265,279	-	0.00%	
Deposit for future stock subscription	196,761,249	172,283,949	24,477,300	14.21%	DFFS received recorded in this account since the Company met all the requirements to be classified as equity.
Additional paid-in capital	10,619,515	10,890,092	(270,577)	-2.48%	
Retained earnings	2,561,829	2,285,242	276,587	12.10%	The movement represents the net income earned during the year.
Treasury shares	(7,482)	(5,459)	(2,023)	37.07%	The increase depicts the net acquisition of treasury shares during the period.
Net Assets	\$ 210,200,390	\$ 185,719,103	\$ 24,481,286	13.18%	Increase pertains to DFFS subscriptions and net income earned offset with net acquisition of treasury shares for the year.
Net Assets Value per Share	\$ 1.0622	\$ 1.0608	\$ 0.0015	0.14%	

Material Changes in the 2021 Financial Statements

Statement of Financial Position and Statements of Changes in Equity – 31 December 2021 and 31 December 2020

For the Period Ended	31-Dec-21	31-Dec-20	Movement	Percentage (%)	MDAS
	Audited	Audited			
Cash and cash equivalents	\$ 41,447,426	\$ 24,645,731	\$ 16,801,695	68.17%	Liquidity requirements were met.
Financial assets at fair value through profit or loss	3,539,070	21,467,178	(17,928,108)	-83.51%	The decrease was mainly driven by the net disposals of investment in fixed income as well as the net unrealized losses incurred for the period.
Financial assets at amortized cost	139,916,394	46,718,149	93,198,246	199.49%	The increase was brought by the acquisition of investment in fixed income securities which was partly offset with the disposals and recognition of allowance for impairment.
Accrued interest receivable	1,053,994	394,557	659,437	167.13%	Collection of interest depends on the scheduled interest payments of each asset. Higher accrued interest receivable as of year-end is also aligned with the movement of investments in fixed income securities.
Deferred tax asset	45,164	101,839	(56,675)	-55.65%	The decrease pertains to the DTA application for NOLCO and change in tax rate (CREATE) which was partly offset with the additional DTA effect from accrual of fees and ECL provision.
Total Assets	186,002,048	93,327,454	92,674,594	99.30%	
Accrued expenses and other payables	140,187	759,647	(619,460)	-81.55%	The decrease was directed by the lower amount of payable to investors for redemption of their investments processed on or before end of the reporting period. These are usually paid three (4) days after the transaction date.
Payable to fund manager	61,430	29,597	31,833	107.55%	The increase in fees payable to fund manager was brought by the higher AUM as of the period.
Income tax payable	81,328	-	81,328	100.00%	The income tax payable as of year-end was due to the higher taxable income recognized during the year brought by the interest income and trading gains.
Total Liabilities	282,945	789,244	(506,299)	-64.15%	
Share capital	265,279	257,620	7,659	2.97%	
Deposit for future stock subscription	172,283,949	79,443,982	92,839,967	116.86%	DFFS received recorded in this account since the Company met all the requirements to be classified as equity.
Additional paid-in capital	10,890,092	11,423,301	(533,209)	-4.67%	
Retained earnings	2,285,242	1,414,134	871,108	61.60%	The movement represents the net income earned during the year.
Treasury shares	(5,459)	(827)	(4,632)	560.05%	The increase depicts the net acquisition of treasury shares during the period.
Net Assets	\$ 185,719,103	\$ 92,538,210	\$ 93,180,893	100.69%	Increase pertains to DFFS subscriptions and net income earned offset with net acquisition of treasury shares for the year.
Net Assets Value per Share	\$ 1.0608	\$ 1.0536	\$ 0.0072	0.68%	

There were no known trends, demands, commitments, events or uncertainties that will result in or that are reasonably likely to result in increasing or decreasing the Company's liquidity in any material way.

There was no contingent liability reflected in the accompanying audited financial statements.

The Company does not anticipate having any cash flow or liquidity problems as it complies with the liquidity requirements per ICA-IRR 6.10. The Company was able to meet all its monetary obligations to its shareholders (for redemption) and creditors for the period covered. It does not foresee any event that could trigger a direct or contingent financial obligation that is material to its operations.

There were no material off-balance sheet transactions, arrangements, obligations (including contingent obligations), and other relationships of the Company with unconsolidated entities/other persons created during the reporting period. Likewise, there are no material commitments for capital expenditures, known trends, events, or uncertainties that have had or that are reasonably expected to have a material impact on net income/revenue from the continuing operations of the Company.

There are no other significant events and transactions from the last annual reporting period that is required for disclosure this year.

Statement of Comprehensive Income for the Three Months ended –31 March 2022 vs. 31 March 2021

	31-Mar-22	31-Mar-21	Movement	Percentage (%)	MDAS
	Audited	Audited			
Investment Income	\$ 655,804	\$ 362,748	\$ 293,056	80.79%	The increase was driven by the higher interest income and realized gains earned from the sale of securities. These are in line with the upward movement of investments as of the period.
Operating Expenses	261,534	121,242	140,292	115.71%	Higher management fees have resulted from the increase in average AUM coupled with higher taxes and licenses and custodianship fees.
Net Unrealized Gains (Losses) on Investments	(631)	12,561	(13,192)	-105.02%	Unrealized losses incurred represent the impact of unfavorable market condition during the period.
Provision for Income Tax	117,052	3,912	113,140	2892.11%	The income tax expense was mainly driven by the higher interest income earned for the period subject to RCIT.
Net Investment Income (Loss)	\$ 276,587	\$ 250,155	\$ 26,432	10.57%	

Statement of Comprehensive Income for the Years ended – 31 December 2021 and 31 December 2020

	31-Dec-21	31-Dec-20	Movement	Percentage (%)	MDAS
	Audited	Audited			
Investment Income	\$ 1,834,214	\$ 1,187,768	\$ 646,446	54.43%	The increase was driven by the higher interest income and realized gains earned from the sale of securities. These are in line with the upward movement of investments as of the period.
Investment Expenses	-	8,580	(8,580)	-100.00%	There were no commissions incurred during the year as the Fund had no equity trades.
Operating Expenses	714,695	354,461	360,234	101.63%	Higher management fees have resulted from the increase in average AUM coupled with recorded provision for ECL and partly offset with the decrease in taxes and licenses incurred during the year.
Net Unrealized Gains (Losses) on Investments	(13,408)	10,166	(23,574)	-231.89%	Unrealized losses incurred represent the impact of unfavorable market condition during the period.
Provision for Income Tax	235,003	(49,000)	284,003	-579.60%	The income tax expense was mainly driven by the higher interest income earned for the period subject to RCIT.
Net Investment Income (Loss)	\$ 871,108	\$ 883,893	\$ (12,785)	-1.45%	

Average daily net asset value from January to March 2022 and January to March 2021 is \$195,961,962 and \$97,034,919, respectively.

Average daily net asset value in 2021 and 2020 are US\$ 126,655,867 and US\$ 59,041,349, respectively.

The Company has no unusual nature of transactions or events that affect assets, liabilities, equity, net income or cash flows.

There were no commitments, guarantees and contingent liabilities that arise in the normal course of operations of the Fund which are not reflected in the accompanying audited financial statements. The management of the Company is of the opinion that there were no income or losses from these items that will have any material effect on its audited financial statements.

There were no known material events subsequent to the end of the quarterly reporting period that have not been reflected in the Fund's interim unaudited financial statements as at the period ended March 31, 2022.

There were no known material events subsequent to the end of the annual reporting period that have not been reflected in the Company's audited financial statements as at the period ended December 31, 2021.

There were no significant elements of income or loss that did not arise from the Company's continuing operations.

There were no changes in estimates of amount reported in the current financial year or changes in estimates of amounts reported in prior financial years.

There were no seasonal aspects that had a material effect on the financial condition or results of operations of the Company.

Top 5 Key Performance Indicators

The performance of a fund is important to its investors. Oftentimes, it is used when making investment decisions. That is why Key Performance Indicators (KPI), a set of quantifiable measures, is necessary to gauge its performance in terms of meeting the Fund's investment objective while consistently following its investment policy. The following are the top 5 KPIs related to the Fund:

1. **Total Return.** The performance of a mutual fund is always expressed in terms of its total return, which is the sum of the change in a fund's net asset value (NAV), its dividends and its capital gains distributions over a given period of time, net of its expenses.
2. **Market Conditions.** A fund's true performance potential needs to be evaluated within the context of the market environment prevailing during the different periods used.
3. It is most relevant to investors to measure the performance of a fund within a 10-year time frame as it will most likely cover a mix of market conditions that may be translated into a more reliable long-term indicator of the fund manager's investment management abilities.
4. **Benchmarks.** Benchmarking is one of the most important aspects of a mutual fund's total return performance. A fund's performance metrics only have meaning if they are compared to appropriate "guideposts," or benchmarks.

Given the Fund's objective to invest in a composition of cash, long-term bank deposits, short-term corporate and government debt and other fixed income instruments, its performance is measured against the average Philippine Dollar Deposit Rate - Savings (PPSDUS\$) index. The source of the average is the Bangko Sentral ng Pilipinas (BSP).

	Total Return vs Benchmark	
	Benchmark: 100% 30-day Dollar Deposit Rate	Sun Life Prosperity Dollar Starter Fund, Inc.
5-Year Return	0.00%	-
3-Year Return	0.52%	3.91%
1-Year Return	0.08%	0.65%
YTD Return	0.02%	0.14%

*As of March 31, 2022

The benchmark may be changed by the Fund's Board of Directors from time to time.

5. Peer Comparisons. Mutual funds are also compared to their peers, or peer groups, and relevant fund categories. For example, it is common for investment research materials to compare a short-term bond fund, like the Sun Life Prosperity Dollar Starter Fund, to funds similar in nature (peers or peer group). While this information is made available to the Fund's investor, the same may be found in the website of the Investment Company Association of Philippines at www.pifa.com.ph.

Comparative Returns

	% of MF Industry	YTD	1-Year	3-Year	5-Year
ATRAM Total Return Dollar Bond Fund	0.14%	-7.17%	-4.87%	-3.99%	0.22%
ALFM Dollar Bond Fund, Inc.	3.24%	-0.93%	0.72%	6.92%	11.28%
First Metro Save and Learn Dollar Bond Fund, Inc.	0.16%	-4.23%	-3.11%	-1.19%	0.00%
Philam Dollar Bond Fund, Inc.	0.50%	-6.14%	-4.27%	3.96%	7.06%
Sun Life Prosperity Dollar Abundance Fund, Inc.	0.11%	-7.07%	-4.25%	-0.31%	0.99%
Sun Life Prosperity Dollar Starter Fund, Inc.	2.40%	0.14%	0.65%	3.91%	0.00%

*As of March 31, 2022

6. Asset Size. Open-ended mutual funds grow their asset size in two ways:
 - i. Increase in the value of the underlying assets as a result of the strong performance of equity securities and/or bonds in the fund's portfolio. When the underlying assets in a portfolio increase in value, the fund's asset size increases.
 - ii. The inflow of investors' money. This is why a fund's asset size will continue to grow even if it has a negative return.

The increase in a fund's asset size signifies solid fund management skills which, combined with favorable market conditions backed by a strong economic outlook, illustrates how effectively a fund manager has performed and the extent to which value has been added through active management.

The second indicates investor confidence in the fund manager, the Fund, or both.

Most analysts check whether the performance of a mutual fund is attributable to personnel who have since left the fund. While there is no magic number when it comes to fund manager tenure, it should provide some investor comfort to know that with respect to the Fund, the Fund Manager and the Fund's top management have been with the Fund for at least five (5) years. Furthermore, SLOCPI having been in the business for decades combined with a record of consistent strong performance indicates a stability and resilience capable of withstanding the different stages of the business cycle.

3. Changes in and Disagreements with Accountants on Accounting and Financial Disclosure. There have been no changes in and/or any disagreement with accountants on any accounting and financial disclosures and/or on any matter of accounting principles or practices, financial statement disclosure, or auditing scope or procedure.

a. Registrant's Common Equity and Related Stockholder Matters

1. Market Information. Being an investment company that is not listed with the PSE and required to follow rules specific to mutual funds, shares are distributed through its principal distributor, SLAMCI.

The Fund is not listed in the PSE. It is registered as an open-end investment company and follows rules specific to mutual funds. The NAVPS, or the price at which investors may purchase or sell shares of this Fund is available daily, on any business day.

The following table shows the ranges of high and low prices (NAVPS) of the Fund's common shares for 2022, 2021, and 2020:

	2022		2021		2020	
	HIGH	LOW	HIGH	LOW	HIGH	LOW
1 st Quarter	\$1.0621	\$1.0606	\$1.0552	\$1.0525	\$1.0410	\$1.0373
2 nd Quarter	-	-	\$1.0577	\$1.0553	\$1.0450	\$1.0397
3 rd Quarter	-	-	\$1.0588	\$1.0577	\$1.0493	\$1.0451
4 th Quarter	-	-	\$1.0606	\$1.0588	\$1.0524	\$1.0494

2. Holders. There are approximately 2,960 stockholders as of 31 May 2022

c. Dividends. Each shareholder has a right to any dividends declared by the Board of Directors. Dividends must be declared out of surplus. Except for the condition prescribed for the declaration of stock dividends, there are no restrictions that limit the ability to pay dividends on common equity or that are likely to do so in the future. The Company has not declared cash dividends to date.

Each shareholder is entitled to vote on matters taken up in the annual shareholders' meeting. Shares held by a shareholder can be redeemed anytime at the shareholder's discretion. However, the shareholders do not enjoy preemptive rights.

There are no provisions in the charter or by-laws that would delay, defer or prevent a change in control of the registrant.

a. Sale of Unregistered or Exempt Securities. There has been no sale of unregistered or exempt securities nor has there been a recent issuance of securities constituting an exempt transaction.

e. Top 20 Shareholders. Please refer to Item 4 (d) (2).

COVER SHEET

C	S	2	0	1	7	0	1	3	0	7
---	---	---	---	---	---	---	---	---	---	---

S.E.C. Registration Number

S	U	N		L	I	F	E		P	R	O	S	P	E	R	I	T	Y		D	O	L	L	A	R			
S	T	A	R	T	E	R		F	U	N	D		I	N	C	.												

5	T	H		F	L	R	.	,		S	U	N	L	I	F	E		C	E	N	T	R	E		5	T	H		
A	V	E		B	O	N	I	F	A	C	I	O		G	L	O	B	A	L		F	O	R	T					
B	O	N	I	F	A	C	I	O		T	A	G	U	I	G		C	I	T	Y									

(Business Address : No. Street City / Town / Province)

Merobhe T. Esmele

Contact Person

555-8888

Company Telephone Number

1	2
---	---

Month

3	1
---	---

Day

Fiscal Year

SEC FORM 17-A

FORM TYPE

--	--

Month

--	--

Day

Annual Meeting

Mutual Fund Company

Secondary License Type, If Applicable

--	--	--

Dept. Requiring this Doc.

--

Amended Articles Number/Section

--

Total No. of Stockholders

Total Amount of Borrowings	
Domestic	Foreign

To be accomplished by SEC Personnel concerned

--	--	--	--	--	--	--	--	--	--

File Number

_____ LCU

--	--	--	--	--	--	--	--	--	--

Document I.D.

_____ Cashier

[----- STAMPS -----]

Remarks = pls. use black ink for scanning purposes

SEC Number: **CS201701307**

File Number: _____

SUN LIFE PROSPERITY DOLLAR STARTER FUND, INC.

(Company's Full Name)

**8th Floor, Sun Life Centre, 5th Avenue corner Rizal Drive
Bonifacio Global City, Taguig City, Metro Manila, Philippines**

(Company's Address)

8555-8888

(Telephone No.)

December 31

(Fiscal Year Ending)
(Month & Day)

SEC FORM 17-A ANNUAL REPORT

Form Type

Amendment Designation (If applicable)

December 31, 2021

Period Ended Date

OPEN-END INVESTMENT COMPANY

Secondary License Type and File Number

SECURITIES AND EXCHANGE COMMISSION

SEC FORM 17-A

ANNUAL REPORT PURSUANT TO SECTION 17
OF THE SECURITIES REGULATION CODE AND SECTION 141
OF CORPORATION CODE OF THE PHILIPPINES

1. For the fiscal year ended December 31, 2021
2. SEC Identification Number CS201701307
3. BIR Tax Identification No. 009-525-650-000
4. Exact name of registrant as specified in its charter

SUN LIFE PROSPERITY DOLLAR STARTER FUND, INC.

5. Metro Manila, Philippines Province, Country or other jurisdiction of incorporation or organization
6. (SEC Use Only) Industry Classification Code:
7. Sun Life Centre, 5th Avenue cor. Rizal Drive, Bonifacio Global City, Taguig City 1634 Address of principal office Postal Code
8. (02) 8555-8888 Registrant's telephone number, including area code
9. Securities registered pursuant to Sections 8 and 12 of the SRC, or Sec. 4 and 8 of the RSA

Title of Each Class	Number of Shares of Common Stock Outstanding and Amount of Debt Outstanding (as of December 31, 2021)
<u>Common Shares, PHP1.00 Par Value</u>	<u>11,984,169 shares</u>

10. Are any or all of these securities listed on the Philippine Stock Exchange?

Yes No

11. Check whether the registrant:

(a) Has filed all reports required to be filed by Section 17 of the SRC and SRC Rule 17 thereunder or Section 11 of the RSA and RSA Rule 11(a)-1 thereunder, and Sections 26 and 141 of the Corporation Code of the Philippines during the preceding twelve (12) months (or for such shorter period that the registrant was required to file such reports).

Yes No

(b) Has been subject to such filing requirements for the past 90 days.

Yes No

PART I - BUSINESS AND GENERAL INFORMATION

Item 1. Business

The Sun Life Prosperity Dollar Starter Fund, Inc. (the "Fund") is a registered open-end investment company under the Investment Company Act (R.A. 2629) and the Securities Regulation Code (R.A. 8799). It was incorporated on January 16, 2017 under SEC Registration No. CS201701307.

Sun Life Asset Management Company, Inc. ("SLAMCI"), a wholly owned subsidiary of Sun Life of Canada (Philippines), Inc. ("SLOCPI"), acts as the Fund Manager and Principal Distributor. The Fund aims to provide moderate and consistent returns through diversified investments in fixed income securities such as sovereign debt, corporate debt and other non-traditional investments and in equity or equity-linked securities issued by corporations globally, or through diversified investment companies invested in such securities. For 2021, income of the Fund is composed of the following:

Interest Income from Fixed-Income Securities	84.03%
Trading gains	13.12%
Interest Income from SSA	2.64%
Interest Income from Cash Equivalents	.10%
Other Miscellaneous Income	.10%
Interest Income from Bank Deposits	.01%

The Fund was incorporated on January 16, 2017 with 6,000,000 authorized shares at par value of P1.00 per share.

Approved changes

On February 23, 2017, the shareholders and Board of Directors approved the blanket increase of the Company's authorized share capital up to 100,000,000,000 shares with a par value of P1.00 per share.

The increase will be implemented by the Chairman of the Board of Directors and President of SLAMCI acting jointly in tranches.

Pending Application for 6,000,000 additional shares

On July 24, 2018, the Chairman of the Board of Directors of the Company and the President of SLAMCI jointly approved the first tranche of increase in authorized share capital by P6,000,000 divided into 6,000,000 shares at a par value of P1.00 per share.

On September 14, 2018, the Company's application for increase in ACS for 6,000,000 shares was filed/presented with the SEC.

On October 24, 2018, the Company received SEC evaluator's comments and additional requirements on the 6,000,000 ACS increase application.

On July 29, 2019, the Company's application for 6,000,000 increase in ACS was approved by the SEC.

As at July 29, 2019, the Company reclassified the 6,000,000 DFFS to subscribed capital stock.

On August 27, 2020, the Company paid P309,938 to SEC for the registration statement (RS) fee of 6,000,000 shares.

On January 22, 2021, the Company received comments from the SEC-CGFD on the Company's Q3 2020 UIFS and 2019 AFS in relation to the 6,000,000 shares increase.

On February 18, 2021, the Company submitted its response letter via email to SEC-CGFD.

On March 17, 2021, the Company filed its amended registration statement for the registration of the

approved 6,000,000 shares increase.

Currently, the Company is waiting for feedback from SEC-CGFD on the documents provided.

Pending Application for 25,000,000 additional shares

On August 19, 2019, the Chairman of the Board of Directors of the Company and the President of SLAMCI, jointly approved the second tranche of increase in authorized capital stock by P25,000,000 divided into 25,000,000 shares at the par value of P1.00 per share.

On September 30, 2019, the Company's application for increase in ACS for 25,000,000 shares was filed/presented with the SEC.

In 2020, the Company engaged Reyes Tacandong & Co (RTC) to render its professional services in providing assistance to the Company in submission of documents as required by the SEC for the approval of 25,000,000 additional shares.

On October 28, 2020, the Company received comments from SEC for the Company's application for increase in ACS of 25,000,000 shares.

On June 29, 2021, the Company submitted to SEC-CRMD the documentary requirements in the list received by the Company on October 28, 2020.

On October 11, 2021, the Company received CGFD's monitoring findings and comment list on the AOI and By Laws dated October 8, 2021.

Currently, the Company is waiting for feedback from SEC-CRMD.

Pending Application for 60,000,000 additional shares

On August 12, 2020, the Chairman of the Board of Directors of the Company and the President of SLAMCI, jointly approved the third tranche of increase in authorized capital stock by P60,000,000.00 divided into 60,000,000 shares at the par value of P1.00 per share.

On September 30, 2020, the Company's application for increase in ACS for 60,000,000 shares was filed/presented with the SEC.

On October 14, 2020, the Company received the monitoring clearance from SEC-CGFD dated October 5, 2020.

On May 10, 2021, SEC required the submission of the Company's 2020 audited financial statements (AFS).

On June 22, 2021, the Company provided to SEC the scanned copy of the Company's 2020 AFS.

Currently, the Company is waiting for feedback from SEC-CRMD.

Pending Application for 100,000,000 additional shares

On October 20, 2021, the President of the Company and SLAMCI, jointly approved the fourth tranche of increase in authorized capital stock by Php100,000,000.00 divided into 100,000,000 shares at the par value of Php 1.00 per share.

On December 27, 2021, the Company's application for increase in ACS for 100,000,000 shares was filed/presented with the SEC.

Currently, the Company is waiting for feedback from SEC-CRMD.

Current state

DFFS received in cash amounting to \$172,283,949, \$79,443,982 and \$25,749,746 as at December 31, 2021, 2020 and 2019, respectively, were classified as equity since the Company has met all of the conditions required for such recognition.

As at December 31, 2021, the Company has 11,984,169 issued and outstanding shares out of the 12,000,000 ACS with a par value of P1.00 per share.

The Fund's common shares are available through SLAMCI's registered representatives and eligible securities dealers that have entered into an agreement with SLAMCI to sell shares.

The Fund is part of the sixteen (16) Sun Life Prosperity Funds which offer excellent value to investors as a result of SLAMCI's collective experience in fund management, strong investment philosophy, remarkable investment performance and strong organizational structure. However, it should be noted that past performance of any fund manager is no guarantee of future results. It is only an indication of their capabilities to deal with rapid changes in the economy and market conditions in the future.

The Sun Life Prosperity Funds make investing simple, accessible and affordable. The Sun Life Prosperity Funds offer a unique "family of funds" to choose from. The "family of funds" concept allows investors to modify their investment strategies over time, by letting them transfer from one fund to another, as their needs dictate, as much as ten times a year without paying documentary stamp taxes.

The financial statements have been prepared on the historical cost basis, except for financial assets carried either at fair value or at amortized cost. From January 1, 2018, the Fund has applied PFRS 9 and classifies its financial assets at fair value through profit or loss and at amortized cost. The Fund does not have financial assets classified as fair value through other comprehensive income. Fair value movements on financial assets are taken through the statement of comprehensive income. The change to marked-to-market thus provides equitable treatment between investors coming in and out of the Fund.

The Fund principally competes directly with other mutual funds in the Philippines and with the Unit Investment Trust Funds ("UITFs") offered by commercial banks, in terms of returns and the associated risks of the return. The Fund's market strength is its wide distribution network that provides strategic distribution of Fund shares and the financial stability and reputation of its Investment Company

Adviser, SLAMCI. The Fund intends to compete principally based on the reputation of SLAMCI for superior investment performance and corporate governance coupled with its distribution network and superior backroom operations.

The Fund participates in the mutual funds sector, which is a sub-sector of the financial services industry. There are no national geographical boundaries as the nature of the industry and prevailing technology make it possible for the various players to offer their services to almost any place in the country.

There are many potential advantages to investing in mutual funds and in the Offer Shares. However, in deciding to invest, the investor is strongly advised to also consider the risks involved in investing in mutual funds, and in the Offer Shares, as well as the risks that the Fund faces, given its underlying assets whose respective values essentially affect the Fund's overall net asset value.

Market Risk: Interest Rate Risk is a type of Market Risk which is applicable to the Fund's investments in bonds, if any. This refers to the increase/decrease of a bond price due to movement in market factors such as changes in interest rates. A change in interest rates is the period when interest rates rise or fall thus causing the decline or increase in the market price of the bonds held by the Fund, if any. This risk is minimized by closely monitoring the direction of interest rates and aligning it with the appropriate strategy of the Fund.

Credit Risk: Investments in bonds carry the risk that the issuer of the bonds might not be able to meet its interest and principal payments. In which case, the value of the bonds will be adversely affected and may result in a write-off of the concerned asset held by the Fund, resulting to a significant decrease in its NAVPS. To mitigate this risk, each Issuer/Borrower/Counterparty passes through a stringent credit process to determine whether its credit quality complies with the prescribed standards of the Fund. The credit quality of the Issuer/Borrower/Counterparty is reviewed periodically to ensure that excellent credit standing is maintained.

To mitigate this risk, the Fund will only invest in securities that are domiciled in a country that is regulated by a credible regulatory authority.

Fund Manager Risk: The performance of the Funds is also dependent on the Fund Manager's skills. Hence, the Fund may underperform in the market and/or in comparison with similar funds due to investment decisions made by the Fund Manager, and may also fail to meet the Fund's investment objectives. The Board of Directors of the Funds, however, shall ensure that all investment policies and restrictions enumerated in this Prospectus are strictly followed.

Liquidity Risk: The Funds are usually able to service redemptions of investors within 7 business days after receiving the notice of redemption by paying out redemptions from available cash or cash equivalents. When redemptions exceed these liquid holdings, the Funds will have to sell less-liquid assets, and during periods of extreme market volatility, the Funds may not be able to find a buyer for such assets. As such, the Funds may not be able to generate enough cash to pay for the redemptions within the normal 7-day period. To mitigate this risk, the Fund maintains adequate highly liquid assets in the form of cash, cash equivalents and near cash assets in its portfolio.

Dilution Risk: Being an open-end mutual fund, various investors may effectively subscribe to any amount of shares of the Fund. You then face the risk of your investments being diluted by the shares of the other investors of the Fund. The influence that the investors can exert over the control and management of the Fund decreases proportionately. To mitigate this risk, the Fund may impose single investor limits to the ownership of the fund, when necessary. This limits the extent to which any single investor can exercise control of the Fund. The Fund may also impose an anti-dilution levy or fee for significant orders, to protect the interest of the remaining investors of the Fund, when necessary.

Large Transaction Risk: If an investor in a Fund makes a large transaction, the Fund's cash flow may be affected. For example, if an investor redeems a large number of shares of a Fund, that Fund may be forced to sell securities at unfavorable prices to pay for the proceeds of redemption. This unexpected sale may have a negative impact on the net asset value of the Fund. To mitigate this risk, the Fund may impose single investor limits to the ownership of the fund, when necessary. This limits the extent to which redemptions from any single investor can impact the Fund's cash flow. The Fund may also impose an anti-dilution levy or fee for significant orders, to protect the interest of the remaining investors of the Fund, when necessary.

Non-Guarantee: Unlike deposits made with banks, an investment in the Fund is neither insured nor guaranteed by the PDIC. You carry the risk of losing the value of your investment, without any guarantee in the form of insurance. Moreover, as with any investment, it is important to note that past performance of the Fund does not guarantee its future success.

Regulatory Risk: The Funds' operations are subject to various regulations, such as those affecting accounting of assets and taxation. These regulations do change, and as a result, investors may experience lower investment returns or even losses depending on what such a regulatory change entails. For example, higher taxes would lower returns, and a mandated precautionary loan loss provisions could result in the Fund experiencing a loss in the value of assets. To mitigate this risk, the Fund adopts global best practices. Further, it maintains regular communications with the relevant government agencies to keep itself abreast of the issues giving them concern, and to have the opportunity to help them set standards for good governance. The Fund's investment manager, SLAMCI, also takes an active participation in the Philippine Investment Funds Association, Inc. ("PIFA"), an association of mutual fund companies in the Philippines.

Operational Risk: This is the risk of loss resulting from inadequate or failed internal processes, controls, people and systems. Categories of operational risks may fall under: sales and distribution, human resources, information technology, processes and people, accounting and finance, model risk, legal and regulatory and third party relationships. The Fund ensures that internal controls and practices are consistent with enterprise wide policies supporting the management of operational risks. The Fund has established business specific guidelines. Comprehensive investment program, including appropriate levels of self-insurance, is maintained to provide protection against potential losses.

Foreign Investment Risk: The Fund invests in securities issued by corporations in, or governments of, countries other than the Philippines. Investing in foreign securities can be beneficial in expanding your investment opportunities and portfolio diversification, but there are risks associated with foreign investments, including:

- companies outside of the Philippines may be subject to different regulations, standards, reporting practices and disclosure requirements than those that apply in the Philippines;
- the legal systems of some foreign countries may not adequately protect investor rights;
- political, social or economic instability may affect the value of foreign securities;
- foreign governments may make significant changes to tax policies, which could affect the value of foreign securities; and
- foreign governments may impose currency exchange controls that prevent a Fund from taking money out of the country.

The above risk factors are by no means exhaustive. New and/or unidentified risks may arise given the fast changing financial markets and economic environment.

Classification of the Fund into high, moderate or low risk investment: The Fund seeks to provide higher yields than conventional bank deposits and money market funds by investing in a composition of cash, long-term bank deposits, short-term corporate and government debt and other fixed income instruments. The Fund is classified as a conservative investment.

Item 2. Properties

The Fund has financial assets in the form of cash, fixed income securities, and equity securities. As prescribed by SEC Rules, all of its assets are held by its custodian bank, Citibank, N.A..

Office space of the Fund is provided by SLAMCI pursuant to the Management Agreement between them. The Fund does not intend to acquire any real property in the course of its business.

Item 3. Legal Proceedings

There is no material pending legal proceeding to which the Fund or any of its affiliates is a party, or of which any of their property is the subject.

Item 4. Submission of Matters to a Vote of Security Holders

The Fund held its Annual Stockholders' Meeting on 13 July 2021 and the required vote of at least 2/3 of the outstanding capital stock was met. As such, the following were elected as directors for the term 2021 to 2022: Benedicto C. Sison, Ma. Josefina A. Castillo, Aleli Angela G. Quirino (independent), Oscar S. Reyes (independent), and Oscar M. Orbos (independent).

In addition, after obtaining the required 50% + 1 affirmative vote of the outstanding capital stock, the following amendments to the Fund's By-Laws were approved: Article 1 (Section 3), Article II (Section 1), Article III (Sections 1 and 6), Article VIII (Section 1), and Article IX (Section 1).

PART II - OPERATIONAL AND FINANCIAL INFORMATION

Item 5. Market for Registrant's Common Equity and Related Stockholder Matters

1. Market Information

The shares of the Fund are traded over-the-counter. The Fund's common stocks are available through registered representatives and eligible securities dealers that have entered into an agreement to sell shares with the Fund's Principal Distributor, SLAMCI.

The following table shows the ranges of high and low prices (NAVPS) of the Fund's common shares for each quarter within 2021:

	2021		2020	
	High	Low	High	Low
Q1	1.0552	1.0525	1.0410	1.0373
Q2	1.0577	1.0553	1.0450	1.0397
Q3	1.0588	1.0577	1.0493	1.0451
Q4	1.0606	1.0588	1.0524	1.0494

The Fund's NAVPS is published daily through Business World, PSE Website, Philippine Daily Inquirer and Sun Life Websites.

Below table shows the investment return information of the Fund in the last five (5) recently completed fiscal years:

Year on year yield (1-year)	0.7792%
3 Year - Simple	0.0000%
5Year - Simple	0.0000%

2. Holders

The Fund has approximately 2,523 shareholders as of December 31, 2021.

On 7 March 2013, SEC *en banc* approved the confidential treatment of the list of Top 20 shareholders of the Sun Life Prosperity Funds, including the 5% and 10% beneficial owners. This is to protect the investors' privacy, which is a privilege they enjoy when they invest in other shared investment vehicles, such as unit investment trust funds, and when they invest in bank deposits.

The following table shows the number of institutional and retail investors and the percentage of their investments, and the geographic concentration of investments as of December 31, 2021.

% Ownership of Institutional Investors	% Ownership of Retail Investors
88.79%	11.21%

Area	Percentage of Investments
LUZON	94%
VISAYAS	4%
MINDANAO	2%
TOTAL	100%

3. Dividends

The Fund has not declared cash or stock dividends to date, but it has no restrictions that may limit its ability to pay dividends in the future.

The Board of Directors of the Fund has the power to fix and determine the amount to be reserved or provided for declaration and payment of dividends from the Fund's unrestricted retained earnings. The amount of such dividends (either in cash, stock, property or a combination of the foregoing) will depend on the Fund's profits, cash flows, capital expenditure, financial condition, and other factors. The existence of surplus profit arising from the operation of the Fund is needed before a dividend can be declared. The surplus profits or income must be a bona fide income founded upon actual earnings or profits. Actual earnings or profits shall be the net income for the year based on the audited financial statements, adjusted for unrealized items, which are considered not available for dividend declaration.

Cash dividends and property dividends may be declared by the Board of Directors and no stockholder approval is required. Stock dividends paid on the Offer Shares are subject to approval by both the Board of Directors and the stockholders representing at least two-thirds (2/3) of the outstanding capital stock of the Fund at a stockholders' meeting called for such purpose.

Under the Revised Corporation Code, Corporations with surplus profit in excess of 100% of its paid-in capital stock are required to declare dividends (cash or stock) and distribute it to its stockholders. Dividends so declared will be automatically reinvested in additional shares on behalf of the shareholders, without sales charges, at the NAVPS on the payment date established for such dividends. Shareholders may also elect not to have dividends reinvested and receive payment in cash, net of tax.

Item 6. Management's Discussion and Analysis or Plan of Operation.

The Performance of the Fund could be measured by the following indicators:

1. **Increase/Decrease in Net Assets Value per Share (NAVPS.)** NAVPS is computed by dividing net assets (total assets less total liabilities) by the total number of shares issued and outstanding plus the total number of shares outstanding due to deposit for future subscriptions (DFFS) and for conversion to shares, if any, as of the end of the reporting day. Any increase or decrease in NAVPS translates to a prospective capital gain or capital loss, respectively, for the Fund's shareholders.
2. **Net Investment Income.** Represents the total earnings of the Fund from its investment securities, less operating expenses and income tax. This gauges how efficiently the Fund has utilized its resources in a given time period.
3. **Assets Under Management (AUM).** The assets under the Fund's disposal. This measures the profitability of the Fund (increase/decrease brought about by its operational income) as well as investor confidence (increase/decrease brought about by investor subscriptions/redemptions).
4. **Cash Flow.** Determines whether the Fund was able to achieve the optimal level of liquidity by being able to meet all its scheduled payments, while maintaining at the same time the maximum investments level and minimum cash level.

Accounting Policies for Financial Assets at Fair Value Through Profit and Loss

Financial assets

Initial recognition and measurement

Financial assets and financial liabilities are recognized when the entity becomes a party to the contractual provisions of the instrument. Regular way purchases and sales of financial assets are recognized on trade-date, the date on which the Fund commits to purchase or sell the asset.

At initial recognition, the Fund measures a financial asset or financial liability at its fair value plus or minus, in the case of a financial asset or financial liability not at fair value through profit or loss (FVTPL), transaction costs that are incremental and directly attributable to the acquisition or issue of the financial asset or financial liability. Transaction costs of financial assets and financial liabilities carried at FVTPL.

Classification and subsequent measurement

The Fund classifies its financial assets in the following measurement categories:

- FVTPL
- Fair value through other comprehensive income (FVTOCI); and
- Amortized cost

As at December 31, 2021 and 2020, the Fund does not have financial assets classified as FVTOCI.

Classification of financial assets will be driven by the entity's business model for managing the financial assets and the contractual cash flows of the financial assets.

A financial asset is to be measured at amortized cost if: a) the objective of the business model is to hold the financial asset for the collection of the contractual cash flows, and b) the contractual cash flows under the instrument represent solely payment of principal and interest (SPPI).

All other debt and equity instruments must be recognized at fair value.

All fair value movements on financial assets are taken through the statement of comprehensive income, except for equity investments that are not held for trading, which may be recorded in the statement of comprehensive income or in reserves (without subsequent recycling to profit or loss).

Debt instruments

Subsequent measurement of debt instruments depends on the Fund's business model for managing the asset and the cash flow characteristics of the asset. There are two measurement categories into which the Fund classifies its debt instruments:

- **Amortized cost.** Assets that are held for collection of contractual cash flows where those cash flows represent SPPI are measured at amortized cost. A gain or loss on a debt investment that is subsequently measured at amortized cost and is not part of a hedging relationship is recognized in profit or loss when the asset is derecognized or impaired. Interest income from these financial assets is included in finance income using the effective interest rate method.
- **FVTPL.** Assets that do not meet the criteria for amortized cost are measured at FVTPL. A gain or loss on a debt investment that is subsequently measured at FVTPL and is not part of a hedging relationship is recognized in profit or loss and presented net in the statement of comprehensive income within other gains/(losses) in period in which it arises. Interest income from these financial assets is included in finance income.

The business model reflects how the Fund manages the assets in order to generate cash flows. That is, whether the Fund's objective is solely to collect the contractual cash flows from the assets or to collect both the contractual cash flows and cash flows arising from the sale of assets. If neither of these is applicable, then the financial assets are classified as part of 'other' business model and measured at FVTPL. Factors considered by the Fund in determining the business model for a group of assets include past experience on how the cash flows for these assets were collected, how the asset's performance is evaluated and reported to key management personnel, how risks are assessed and managed and how managers are compensated.

Where the business model is to hold assets to collect contractual cash flows or to collect contractual cash flows and sell, the Fund assesses whether the financial instruments' cash flows represent SPPI. In making this assessment, the Fund considers whether the contractual cash flows are consistent with a basic lending arrangement i.e. interest includes only consideration for the time value of money, credit risk, other basic lending risks and a profit margin that is consistent with a basic lending arrangement. Where the contractual terms introduce exposure to risk or volatility that are inconsistent with a basic lending arrangement, the related financial asset is classified and measured at FVTPL.

Amortized cost and effective interest method

The effective interest method is a method of calculating the amortized cost of a financial asset and of allocating interest income over the relevant period.

For financial instruments other than purchased or originated credit-impaired (POCI) financial assets, the effective interest rate is the rate that exactly discounts estimated future cash receipts (including all fees and points paid or received that form an integral part of the effective interest rate, transaction costs and other premiums or discounts) excluding expected credit losses (ECL), through the expected life of the debt instrument, or, where appropriate, a shorter period, to the gross carrying amount of the debt instrument on initial recognition.

The amortized cost of a financial asset is the amount at which the financial asset is measured at initial recognition minus the principal repayments, plus the cumulative amortization using the effective interest method of any difference between that initial amount and the maturity amount, adjusted for any loss allowance. On the other hand, the gross carrying amount of a financial asset is the amortized cost of a financial asset before adjusting for any loss allowance.

Interest income is recognized using the effective interest method for debt instruments measured subsequently at amortized cost. For financial instruments other than POCI financial assets, interest income is calculated by applying the effective interest rate to the gross carrying amount of a financial asset, except for financial assets that have subsequently become credit-impaired. For financial assets that have subsequently become credit-impaired, interest income is recognized by applying the effective interest rate to the amortized cost of the financial asset. If, in subsequent reporting periods, the credit risk on the credit-impaired financial instrument improves so that the financial asset is no longer credit-impaired, interest income is recognized by applying the effective interest rate to the gross carrying amount of the financial asset.

Equity instruments

Equity instruments are instruments that meet the definition of equity from the issuer's perspective, that is, instruments that do not contain a contractual obligation to pay and that evidence a residual interest in the issuer's net assets.

The Fund subsequently measures all equity investments at FVTPL, except where the Fund's Management has elected, at initial recognition, to irrevocably designate an equity instrument at FVTOCI. The Fund's policy is to designate equity investments as FVTOCI when those investments are held for the purposes other than to generate investment returns. When the election is used, fair value gains and losses are recognized in OCI and are not subsequently reclassified to profit or loss, including disposal. Impairment losses (and reversal of impairment losses) are not reported separately from other

changes in fair value. Dividends, when representing a return on such investments, continue to be recognized in profit or loss as other income when the Fund's right to receive payment is established.

Changes in the fair value of financial assets at FVTPL are recognized in net realized gains (losses) on investments in the statement of profit or loss as applicable. Impairment losses (and reversal of impairment losses) on equity investments measured at FVTOCI are not reported separately from other changes in fair value.

FINANCIAL MARKETS REVIEW (2021)

INVESTMENT APPROACH

The investment mandate of the Dollar Starter Fund seeks to provide higher yields than conventional bank deposits and money market funds by investing in a composition of cash, long-term bank deposits, short-term corporate and government debt, and other fixed income instruments denominated in US dollars. Portfolio duration is kept at a negligible level to keep price volatility at a minimum. Credit risk, on the other hand, is managed through a stringent adjudication process on a group level. Optimum levels of cash are maintained to support investment and client liquidity requirements.

PERFORMANCE REVIEW

Dollar money market rates remained near zero over the year as central banks continued to keep policy accommodative in 2021. Despite economies across the globe re-opening and mass vaccination programs being rolled out, the emergence of COVID-19 mutations continued to cast a shadow over the entire world. Short-term global USD rates continued to hover near zero, with local time deposit rates following suit.

Non-zero rates for short-term dollar assets are almost impossible to source locally. Despite this, the Sun Life Prosperity Dollar Starter Fund has been able to deliver 0.78% for the whole year of 2021.

OUTLOOK

The US Federal Reserve has communicated its intent to start unwinding pandemic measures in 2022. Dollar money market returns are likely to remain flat though, as the hunt for any sort of yield will offset central banks' winding down of asset purchases and policy rate hikes.

FINANCIAL STATEMENT ANALYSIS

Material Changes in the 2021 Financial Statements

Statement of Financial Position and Statements of Changes in Equity – 31 December 2021 and 31 December 2020

For the Period Ended	31-Dec-21	31-Dec-20	Movement	Percentage (%)	MDAS
	Audited	Audited			
Cash and cash equivalents	\$ 41,447,426	\$ 24,645,731	\$ 16,801,695	68.17%	Liquidity requirements were met.
Financial assets at fair value through profit or loss	3,539,070	21,467,178	(17,928,108)	-83.51%	The decrease was mainly driven by the net disposals of investment in fixed income as well as the net unrealized losses incurred for the period.
Financial assets at amortized cost	139,916,394	46,718,149	93,198,246	199.49%	The increase was brought by the acquisition of investment in fixed income securities which was partly offset with the disposals and recognition of allowance for impairment.
Accrued interest receivable	1,053,994	394,557	659,437	167.13%	Collection of interest depends on the scheduled interest payments of each asset. Higher accrued interest receivable as of year-end is also aligned with the movement of investments in fixed income securities.
Deferred tax asset	45,164	101,839	(56,675)	-55.65%	The decrease pertains to the DTA application for NOLCO and change in tax rate (CREATE) which was partly offset with the additional DTA effect from accrual of fees and ECL provision.
Total Assets	186,002,048	93,327,454	92,674,594	99.30%	
Accrued expenses and other payables	140,187	759,647	(619,460)	-81.55%	The decrease was directed by the lower amount of payable to investors for redemption of their investments processed on or before end of the reporting period. These are usually paid three (4) days after the transaction date.
Payable to fund manager	61,430	29,597	31,833	107.55%	The increase in fees payable to fund manager was brought by the higher AUM as of the period.
Income tax payable	81,328	-	81,328	100.00%	The income tax payable as of year-end was due to the higher taxable income recognized during the year brought by the interest income and trading gains.
Total Liabilities	282,945	789,244	(506,299)	-64.15%	
Share capital	265,279	257,620	7,659	2.97%	
Deposit for future stock subscription	172,283,949	79,443,982	92,839,967	116.86%	DFFS received recorded in this account since the Company met all the requirements to be classified as equity.
Additional paid-in capital	10,890,092	11,423,301	(533,209)	-4.67%	
Retained earnings	2,285,242	1,414,134	871,108	61.60%	The movement represents the net income earned during the year.
Treasury shares	(5,459)	(827)	(4,632)	560.05%	The increase depicts the net acquisition of treasury shares during the period.
Net Assets	\$ 185,719,103	\$ 92,538,210	\$ 93,180,893	100.69%	Increase pertains to DFFS subscriptions and net income earned offset with net acquisition of treasury shares for the year.
Net Assets Value per Share	\$ 1.0608	\$ 1.0536	\$ 0.0072	0.68%	

There were no known trends, demands, commitments, events or uncertainties that will result in or that are reasonably likely to result in increasing or decreasing the Fund's liquidity in any material way.

There was no contingent liability reflected in the accompanying audited financial statements.

The Fund does not anticipate having any cash flow or liquidity problems as it complies with the liquidity requirements per ICA-IRR 6.10. The Fund was able to meet all its monetary obligations to its shareholders (for redemption) and creditors for the period covered. It does not foresee any event that could trigger a direct or contingent financial obligation that is material to its operations.

There were no material off-balance sheet transactions, arrangements, obligations (including contingent obligations), and other relationships of the Fund with unconsolidated entities/other persons created during the reporting period. Likewise, there are no material commitments for capital expenditures, known trends, events, or uncertainties that have had or that are reasonably expected to have a material impact on net income/revenue from the continuing operations of the Fund.

There are no other significant events and transactions from the last annual reporting period that is required for disclosure this year.

Statement of Comprehensive Income for the Years Ended – 31 December 2021 and 31 December 2020

	31-Dec-21	31-Dec-20	Movement	Percentage (%)	MDAS
	Audited	Audited			
Investment Income	\$ 1,834,214	\$ 1,187,768	\$ 646,446	54.43%	The increase was driven by the higher interest income and realized gains earned from the sale of securities. These are in line with the upward movement of investments as of the period.
Investment Expenses	-	8,580	(8,580)	-100.00%	There were no commissions incurred during the year as the Fund had no equity trades.
Operating Expenses	714,695	354,461	360,234	101.63%	Higher management fees have resulted from the increase in average AUM coupled with recorded provision for ECL and partly offset with the decrease in taxes and licenses incurred during the year.
Net Unrealized Gains (Losses) on Investments	(13,408)	10,166	(23,574)	-231.89%	Unrealized losses incurred represent the impact of unfavorable market condition during the period.
Provision for Income Tax	235,003	(49,000)	284,003	-579.60%	The income tax expense was mainly driven by the higher interest income earned for the period subject to RCIT.
Net Investment Income (Loss)	\$ 871,108	\$ 883,893	\$ (12,785)	-1.45%	

Average daily net asset value in 2021 and 2020 is \$126,655,866 and \$59,041,349, respectively.

The Fund has no unusual nature of transactions or events that affect assets, liabilities, equity, net income or cash flows.

There were no commitments, guarantees and contingent liabilities that arise in the normal course of operations of the Fund which are not reflected in the accompanying audited financial statements. The management of the Fund is of the opinion that there were no income or losses from these items that will have any material effect on its audited financial statements.

There were no known material events subsequent to the end of the annual reporting period that have not been reflected in the Fund's audited financial statements as at the period ended December 31, 2021. There were no significant elements of income or loss that did not arise from the Fund's continuing operations.

There were no changes in estimates of amount reported in the current financial year or changes in estimates of amounts reported in prior financial years.

There were no seasonal aspects that had a material effect on the financial condition or results of operations of the Fund.

The Fund manages its capital to ensure that the Fund will be able to continue as a going concern while maximizing returns to stakeholders through investments in high-quality debt and equity securities.

The Fund is guided by its investment policies and legal limitations. All the proceeds from the sale of shares, including the original subscription payments at the time of incorporation constituting the paid-in capital, is held by the pertinent custodian banks.

The Fund is also governed by the following fundamental investment policies:

1. It does not issue senior securities.
2. It does not intend to incur any debt or borrowing. In the event that borrowing is necessary, it can do so only if, at the time of its incurrence or immediately thereafter, there is asset coverage of at least 300% for all its borrowings.
3. It does not participate in any underwriting or selling group in connection with the public distribution of securities, except for its own share capital.
4. It generally maintains a diversified portfolio. Asset class and geographic concentrations may vary at any time depending on the investment manager's view on the prospects.

5. It does not invest directly in real estate properties and developments.
6. It does not purchase or sell commodity futures contracts.
7. It does not engage in lending operations to related parties such as the members of the board of directors, officers of the Fund and any affiliates, or affiliated corporations of the company.
8. The asset mix in each type of security is determined from time to time, as warranted by economic and investment conditions.
9. It does not change its investment objectives without the prior approval of a majority of its shareholders.

Item 7. Financial Statements

Copies of the following audited financial statements are attached as Exhibits:

1. Statements of Financial Position, 2021, 2020
2. Statements of Comprehensive Income, 2021, 2020, 2019
3. Statements of Changes in Equity, 2021, 2020, 2019
4. Statements of Cash Flows, 2021, 2020, 2019
5. Notes to Financial Statements

Item 8. Changes in and Disagreements With Accountants on Accounting and Financial Disclosure

Navarro Amper & Co. /Deloitte Touche Tohmatsu, , with address at 19/F Net Lima Plaza, 5th Avenue corner 26th Street, Bonifacio Global City, Taguig City, Philippines, has acted as external auditor of the Fund since its incorporation.

There has been no disagreement with the accountants on any accounting and financial disclosures.

External Audit Services/Audit and Audit-Related Fees

For 2021 and 2020, aggregate fees billed for professional services rendered by the external auditor for the audit of the Fund's annual financial statements and services normally provided by external auditors in connection with statutory and regulatory filings amounted to \$2,936 and \$2,886, respectively inclusive of VAT and out-of-pocket expenses. Audit fees include payments for agreed-upon procedures and legal assistance for the application of ACS increase of the fund. There were no other payments made to the auditor for any other service, including assurance, tax, and related services.

External auditors of the Fund are designated in accordance with Section 29 of the ICA subject to ratification at the annual stockholders' meeting by the vote of a majority of the outstanding voting securities attending.

The Fund's Board of Directors has an Audit and Compliance Committee, which is composed Atty. Oscar M. Orbos (independent director) as Chairman, Mr. Cielito F. Habito (independent director) and Atty. Aleli Angela G. Quirino (independent) as members. The Audit and Compliance Committee has considered and endorsed for the approval of the Board of Directors the external auditor's service fees, which were so approved.

PART III - CONTROL AND COMPENSATION INFORMATION

Item 9. Directors and Executive Officers

Directors and Executive Officers

The Board of Directors is responsible for conducting all businesses of the Fund. It exercises general supervision over the duties performed by the Investment Company Adviser, Distributor, Administrator, Transfer Agent and Custodian of the Fund.

The following are the incumbent Directors and Executive Officers of the Fund:

Name	Citizenship	Position	Age	Term of Office	Period Served
Benedicto C. Sison	Filipino and American	Director/President Director/Chairman	61	2017-June 2018 July 2018 - present	2 terms 4 terms
Valerie N. Pama	Filipino	Director/President	58	March 2022 – present	
Aleli Angela G. Quirino	Filipino	Independent Director	77	2017-present	5 terms
Cesar Luis F. Bate	Filipino	Independent Director	61	November 2021 – present	
Oscar S. Reyes	Filipino	Independent Director	75	July 2021 – present	1 term
Sherwin S. Sampang	Filipino	Treasurer	42	November 2021 – present	
Jemilyn S. Camania	Filipino	Compliance Officer	46	April 2020 – present	2 terms
Anna Katrina C. Kabigting-Ibero	Filipino	Corporate Secretary	42	April 2020 – present	2 terms
Frances Ianna S. Canto	Filipino	Assistant Corporate Secretary	33	September 2020 – present	2 terms
Ria V. Mercado	Filipino	Risk Officer	46	2015-present	7 terms

A brief write-up on the business experience of the incumbent directors and executive officers of Sun Life Prosperity Dollar Starter Fund, Inc. follows:

BENEDICTO C. SISON

Chairman (2018 to present)

Director (2017 to 2018)

Mr. Benedicto C. Sison is the CEO and Country Head of the Sun Life group of companies in the Philippines from 01 July 2018. He is also the President of Sun Life Financial Philippine Holding Company, Inc. (December 2015 to present) and serves as the Director and Chairman of the seventeen Sun Life Prosperity Funds i.e., Sun Life of Canada Prosperity Balanced Fund, Inc., Sun Life of Canada Prosperity Bond Fund, Inc., Sun Life of Canada Prosperity Philippine Equity Fund, Inc., Sun Life Prosperity Dollar Abundance Fund, Inc., Sun Life Prosperity Dollar Advantage Fund, Inc., Sun Life Prosperity Dynamic Fund, Inc., Sun Life Prosperity Philippine Stock Index Fund, Inc., Sun Life Prosperity GS Fund, Inc., Sun Life Prosperity Peso Starter Fund, Inc. (formerly Sun Life Prosperity Money Market Fund, Inc.), Sun Life Prosperity Dollar Wellspring Fund, Inc., Sun Life Prosperity World Voyager Fund, Inc., (September 2015 to present), Sun Life Prosperity Dollar Starter Fund, Inc., Sun Life Prosperity World Equity Index Feeder Fund, Inc. (2017 to present), Sun Life Prosperity Achiever Fund 2028, Inc., Sun Life Prosperity Achiever Fund 2038, Inc., Sun Life Prosperity Achiever Fund 2048, Inc. (2018 to present), and Sun Life Prosperity Peso Voyager Feeder Fund, Inc. (January 2022). He is also the Director and Chairman of the Grepalife Funds such as Grepalife Balanced Fund Corporation, Grepalife Dollar Bond Fund Corporation, and Grepalife Fixed Income Fund Corporation (September 2015 to present). He is the Vice President of Sun Life Financial – Philippines Foundation, Inc., (September 2015 to present) where he also served as Trustee (September 2010 to September 2013). He is currently a Senior Advisor to the Board of Trustees of the Philippine Investment Funds Association (PIFA) and Treasurer of the Philippine Life Insurance Association (PLIA).

Prior to his current role, Mr. Sison served as the Chief Strategy and Financial Management Officer of Sun Life of Canada (Philippines), Inc. (April 2015 to 2018). He also served as Chief Financial Officer of Sun Life Financial Asia (November 2012 to March 2015), Director of Sun Life Hong Kong Limited (December 4, 2012 to May 14, 2015), Commissioner of PT. Sun Life Indonesia Services (February 21, 2013 to July 5, 2013) and Commissioner of PT. Sun Life Indonesia (April 19, 2013 to April 23, 2015). He was also the Director/CFO

and Treasurer of Sun Life Financial Philippine Holding Company, Inc. (September 2010 to December 2013), CFO and Treasurer of Sun Life Financial Plans, Inc. (September 2010 to December 2013), Director of Great Life Financial Assurance Corporation (July 2012 to September 2013) and Chief Financial Officer and Treasurer of Sun Life Asset Management Company, Inc. (September 2010 to June 2013) and Sun Life of Canada (Philippines), Inc. (September 2010 to October 2012). He also served as the Finance Director – Asia Pacific of Con-Agra International Food Group (September 2006 to August 2010).

He brings to the job a wealth of international finance experience gained primarily from ConAgra Foods, Inc., a multi-billion dollar global consumer products company. He held various positions with increasing responsibility in the areas of audit, financial control, planning and management in ConAgra's US, India and Asia-Pacific Operations. He was the Finance Director for the Asia Pacific Region, based in China, prior to joining Sun Life. Benedict also worked in the academe as well as in the aerospace, defense and public transit industries in the USA.

Mr. Sison is a Magna Cum Laude graduate of BS Business Administration from the University of the Philippines (1983). He earned his Master's degree in Business Administration, Major in Finance/Accounting (1988) from the Graduate School of Management of the University of California Riverside. He is a Certified Public Accountant (CPA) and is a member of the American Institute of CPAs.

VALERIE N. PAMA

President / Director (March 2022 – present)

Ms. Valerie N. Pama is currently the Chief Asset Management Officer (“CAMO”) of Sun Life of Canada (Philippines), Inc. Since November 1, 2019, Ms. Pama, in her capacity as CAMO, has been responsible for the expansion and development of the various initiatives to drive the profitability and growth of Sun Life's overall asset management business providing strategic direction and development of long-term plans and policies.

Currently, Ms. Pama is a Member and Trustee of Sun Life Financial-Philippines Foundation, Inc. (October 2020 to present), Member and Trustee of Filipina CEO Circle (2015 and 2018, respectively to present), Member of Management Association of the Philippines (2015 to present) and Financial Executives of the Philippines (2013 to present).

Ms. Pama is also the Chairman and Director of Grepalife Asset Management Corporation (December 2021 to present). She is the President and Director of seventeen (17) Sun Life Prosperity Funds, i.e. Sun Life of Canada Prosperity Balanced Fund, Inc., Sun Life of Canada Prosperity Philippine Equity Fund, Inc., Sun Life of Canada Prosperity Bond, Inc., Sun Life Prosperity Dollar Advantage Fund, Inc., Sun Life Prosperity Peso Starter Fund, Inc., Sun Life Prosperity Dollar Abundance Fund, Inc., Sun Life Prosperity GS Fund, Inc., Sun Life Prosperity Dynamic Fund, Inc., Sun Life Prosperity Philippine Stock Index Fund, Inc., Sun Life Prosperity Dollar Wellspring Fund, Inc., Sun Life Prosperity World Voyager Fund, Inc., Sun Life Prosperity Dollar Starter Fund, Inc., Sun Life Prosperity World Equity Index Feeder Fund, Inc., Sun Life Prosperity Achiever Fund 2028, Inc., Sun Life Prosperity Achiever Fund 2038, Inc., Sun Life Prosperity Achiever Fund 2048, Inc., and Sun Life Prosperity Peso Voyager Feeder Fund, Inc. (March 2022 to present). She is also the Director of BESTSERVE Financial Ltd. (HKG) (January 2021 to present)

Ms. Pama was previously the Director and President of Sun Life Investment Management and Trust Corporation (September 2020 to June 2021), responsible for its establishment and preparations for operations.

She also served as the Chief Operating Officer of SLAMCI (2011 to 2012) before being appointed as its President in 2013. With over seven years as President of SLAMCI, Ms. Pama has made tremendous contributions by leading it into becoming the number one non-bank asset management company. Under her vision and leadership, the company achieved great milestones: growing from three (3) mutual funds to sixteen (16) mutual funds to over Php100 Billion in Assets Under Management (AUM), launch of the Sun Life Prosperity Card, expanding the sales force into having the most number of Mutual Fund-licensed advisors in the industry and garnering numerous awards from the Philippine Investment

Funds Association (PIFA). Another noteworthy recognition for SLAMCI under her management was being named the best asset management company for the Philippines from Euromoney's 2018 Private Banking and Wealth Management survey.

Ms. Pama is a veteran banker, having been in the industry for 20 years. She started her career with Citibank N.A. in 1990 as a Management Associate, wherein she obtained exposure in various segments of the business, assuming progressively senior roles over the years. She had worked in treasury/capital markets, loans, equity sales, customer funding sales, brokerage and money market sales. By the time she retired from Citibank N.A. in 2009, Ms. Pama was the President of Citicorp Financial Services and Insurance Brokerage Inc.

Prior to joining Sun Life, Ms. Pama was a Product Development consultant for ING Bank's Investment Management Group.

Ms. Pama was a member of the Board of Trustees of the Philippine Investment Funds Association (PIFA) from 2011 to 2020 and served as its Chairman from 2013 to 2015. This enabled her to represent the mutual fund industry in advocating investor literacy, customer protection and regulatory advancements to government agencies, key market players and the general public.

Ms. Pama is a graduate of the Ateneo de Manila University with a Bachelor of Science degree in Management Engineering. She obtained her Masters in Business Administration in International Business and Finance, with a minor in Business Economics from Katholieke Universiteit Leuven in Belgium. She was awarded With Distinction by the university for her exemplary academic performance on her final year.

ALELI ANGELA G. QUIRINO

Independent Director (2017 to present)

Atty. Aleli Angela G. Quirino, is an Independent Director of Sun Life of Canada Prosperity Balanced Fund, Inc. (2010 to present); Sun Life Prosperity GS Fund, Inc.; Sun Life Prosperity Philippine Stock Index Fund, Inc.; Sun Life Prosperity Dollar Wellspring Fund, Inc.; Sun Life Prosperity World Voyager Fund, Inc.; Sun Life Prosperity Dynamic Fund, Inc.; Sun Life Prosperity Dollar Starter Fund, Inc.; Sun Life Prosperity Achiever Fund 2028, Inc.; Sun Life Prosperity Achiever Fund 2038, Inc.; Sun Life Prosperity Achiever Fund 2048, Inc.; and Sun Life Prosperity World Equity Index Feeder Fund, Inc. (July 2021). She is also an Independent Director of the Grepalife Dollar Bond Fund Corporation, Grepalife Balanced Fund Corporation, and Grepalife Fixed Income Fund Corporation ("Grepalife Funds") (2011 to present).

Atty. Quirino is currently an Of Counsel of Angara Abello Concepcion Regala & Cruz Law Offices (ACCRA Law). She also serves as Director of ELC Beauty, Inc./Estee Lauder Phils. (2002 to present), among others. She also serves as a Director of Neo Pacific Property Management Corporation (2007 to present). She is the Vice-Chairman (2015 – present) of the Board of Trustees and Immediate Past President (2009 to 2015) of the Ateneo de Manila Law Alumni Association, Inc., and is a Trustee and Corporate Secretary of the Assumption College, Inc. (1996 to present). She is an Advisory Council Member (2012-present) and Vice-President for AIPPI of the Intellectual Property Association of the Philippines, Inc. (2012 to present). She is the Trustee-Treasurer (1998 to present) of the Intellectual Property Foundation, Inc. She is a Philippine Councillor of the Asian Patent Attorney Association (2004 to present). She is also the Immediate Past President of the ASEAN Intellectual Property Association (2017-2019) and the ASEAN Philippine Intellectual Property Association, Inc. (2015 to 2017). She is an EXCO member of the Association Internationale de la Propriete Intellectuelle (2004 to present).

Atty. Quirino received her Bachelor of Arts and Bachelor of Science in Education (magna cum laude) from Assumption College and Bachelor of Laws (with honors) from the Ateneo de Manila University.

OSCAR S. REYES

Independent Director (July 2021 to present)

Mr. Oscar S. Reyes, is an Independent Director of the Sun Life of Canada Prosperity Balanced Fund, Inc.; Sun Life of Canada Prosperity Philippine Equity Fund, Inc.; Sun Life Prosperity Dollar Abundance Fund, Inc.; Sun Life Prosperity Dollar Advantage Fund, Inc.; Sun Life of Canada Prosperity GS Fund, Inc.; Sun Life Prosperity Dynamic Fund, Inc.; Sun Life Prosperity Dollar Starter Fund, Inc.; Sun Life Prosperity Achiever Fund 2028, Inc.; Sun Life Prosperity Achiever Fund 2038, Inc.; Sun Life Prosperity Achiever Fund 2048, Inc.; Sun Life Prosperity World Equity Index Feeder Fund, Inc. (formerly DECA Homebuilder Fund, Inc.) (July 2021); and Sun Life Prosperity Peso Voyager Feeder Fund, Inc. (January 2022). He is also an Independent Director of the Grepalife Dollar Bond Fund Corporation, Grepalife Bond Fund Corporation, and Grepalife Fixed Income Fund Corporation (“Grepalife Funds”) (2011 – present).

Mr. Reyes’ other current positions are: member of the Advisory Board of PLDT, Inc. and Basic Energy Corporation, Member, Advisory Council of the Bank of the Philippine Islands); Chairman, Pepsi Cola Products Philippines, Inc. Director of PXP Energy Corp. and PLDT Communications and Energy Ventures, Inc., Independent Director of Cosco Capital Inc., D.M. Wenceslao & Associates Inc., Sun Life Financial Plans, Inc., Pioneer Life Inc., Pioneer Insurance & Surety Corporation, Pioneer Intercontinental Insurance, Philippine Dealing System Holdings Corp., Philippine Dealing & Exchange Corporation, Philippine Depository & Trust Corporation, Philippine Securities Settlement Corporation, Team Energy Corporation, among other firms.

He completed his Bachelor of Arts degree in Economics at the Ateneo de Manila University in 1965 (Cum Laude) and did post-graduate studies at the Ateneo Graduate School of Business, Waterloo Lutheran University in Ontario, Canada and the Harvard Business School in Boston, Mass, USA.

CESAR LUIS F. BATE

Independent Director (November 2021 to present)

Mr. Cesar Luis F. Bate is an Independent Director of twelve (12) Sun Life Prosperity Funds namely: Sun Life of Canada Prosperity Bond Fund, Inc., Sun Life Prosperity Dollar Abundance Fund, Inc., Sun Life Prosperity Dollar Advantage Fund, Inc., Sun Life Prosperity Dynamic Fund, Inc., Sun Life of Canada Prosperity Philippine Equity Fund, Inc., Sun Life Prosperity Philippine Stock Index Fund, Inc., Sun Life Prosperity Peso Starter Fund, Inc., Sun Life Prosperity World Voyager Fund, Inc., Sun Life Prosperity Dollar Starter Fund, Inc., Sun Life Prosperity Dollar Wellspring Fund, Inc., Sun Life Prosperity World Equity Index Feeder Fund, Inc., and Sun Life Prosperity Achiever Fund 2028, Inc.

Currently, Mr. Bate is the Managing Director of LMN Advisors/Partners Inc. (“LMN”). He established the consultancy firm LMN in October 2006 after being a stockbroker for 20 years. Prior to LMN, Mr. Bate was head of the Philippine operations of Macquarie Securities Philippines from 2004 to 2006. From 1995 to 2004, he was President of Dutch-owned ING Securities Philippines which was the country’s largest stock brokerage house for years under his ten-year tenure. Mr. Bate started his career as a stockbroker with the local house A&A Securities in 1987 and joined British-owned Baring Securities as Head of Philippine sales in 1992.

Bate is a registered and authorized salesman of A&A Securities, Inc. He is an Independent Director of RM Commercial REIT, Inc. (2021 to present) and Director of Acacia Lane, Inc. (1980 to present). He was also a Member of the Board of Trustees of Jose Rizal University (2007 to 2016).

Mr. Bate graduated with a Bachelor of Science in Management Engineering from Ateneo de Manila University in 1984.

SHERWIN S. SAMPANG

Treasurer (November 2021 – present)

Mr. Sherwin S. Sampang is the Treasurer of the Sun Life Prosperity Funds, i.e., the Sun Life Prosperity Dollar Abundance Fund, Inc.; Sun Life Prosperity Dollar Advantage Fund, Inc.; Sun Life of Canada Prosperity Balanced Fund, Inc.; Sun Life of Canada Prosperity Bond Fund, Inc.; Sun Life Prosperity Dynamic Fund, Inc.; Sun Life of Canada Prosperity Philippine Equity Fund, Inc.; Sun Life Prosperity GS Fund, Inc.; Sun Life Prosperity Peso Starter Fund, Inc.; Sun Life Prosperity Philippine Stock Index Fund, Inc.; Sun Life Prosperity Dollar Wellspring Fund, Inc.; Sun Life Prosperity World Voyager Fund, Inc.; Sun Life Prosperity Dollar Starter Fund, Inc.; Sun Life Prosperity World Equity Index Feeder Fund, Inc.; Sun Life Prosperity Achiever Fund 2028, Inc.; Sun Life Prosperity Achiever Fund 2038, Inc.; and Sun Life Prosperity Achiever Fund 2048, Inc.

Mr. Sherwin S. Sampang is Sun Life Philippines' Head of Financial Planning & Analysis (October 2021 to present). Concurrently, Mr. Sampang is the Treasurer of Sun Life Financial Plans, Inc. (October 2017 to present). He joined Sun Life as Head of Finance Systems, Processes and Internal Controls (September 2016 to October 2018). He later assumed the role of Head of Accounting and Controllershship (November 2018 to September 2021).

Mr. Sampang has over 20 years of local and international experience in Finance and Audit. Prior to joining Sun Life, he was the Head of Finance of QBE Seaboard Insurance Philippines, Inc. His experience includes financial management leadership covering financial reporting, budgeting, forecasting, strategic planning, cost management, business process re-engineering, taxation and treasury. Prior to QBE Seaboard, he was a Director in the assurance practice of PwC Philippines and has acquired extensive international exposure from his 18-month secondment with Deloitte in Boston, MA, USA. He graduated with a degree in Bachelor of Science in Accountancy from Far Eastern University and attended the Management Development Program of the Asian Institute of Management. Mr. Sampang maintains active membership in the Philippine Institute of Certified Public Accountants (PICPA) and is currently a Board of Director of the Philippine Federation of Pre-Need Plan Companies, Inc.

JEMILYN S. CAMANIA

Compliance Officer and Data Protection Officer (April 2020 to present)

Atty. Jemilyn S. Camania is the Chief Compliance Officer of Sun Life of Canada (Philippines), Inc.; Sun Life Financial Plans, Inc.; Sun Life Asset Management Company, Inc.; Sun Life Financial – Philippines Foundation; and the sixteen Sun Life Prosperity Funds, i.e., Sun Life of Canada Prosperity Balanced Fund, Inc., Sun Life of Canada Prosperity Bond Fund, Inc., Sun Life of Canada Prosperity Philippine Equity Fund, Inc., Sun Life Prosperity Dollar Abundance Fund, Inc., Sun Life Prosperity Dollar Advantage Fund, Inc., Sun Life Prosperity Dollar Starter Fund, Inc., Sun Life Prosperity GS Fund, Inc., Sun Life Prosperity Peso Starter Fund, Inc., Sun Life Prosperity Dynamic Fund, Inc., Sun Life Prosperity Philippine Stock Index Fund, Inc., Sun Life Prosperity Dollar Wellspring Fund, Inc., Sun Life Prosperity World Voyager Fund, Inc., Sun Life Prosperity World Equity Index Feeder Fund, Inc., Sun Life Prosperity Achiever Fund 2028, Inc., Sun Life Prosperity Achiever Fund 2038, Inc., Sun Life Prosperity Achiever Fund 2048, Inc. (01 April 2020 to present), and Sun Life Prosperity Peso Voyager Feeder Fund, Inc. (January 2022).

Atty. Camania started at Sun Life of Canada (Philippines), Inc. as Assistant Counsel (2004 to 2007), Counsel (2007 to 2011), Senior Counsel (2011 to 2012), and Deputy General Counsel (2012 to 2020) and Head of General Corporate Services (2016 to 2020). She also served as Senior International Counsel for Sun Life Asia (2016 to 2020). She also served as Corporate Secretary of Sun Life of Canada (Philippines), Inc. (2010 to 2020); Sun Life Financial Plans, Inc. (2010 to 2020); Sun Life Asset Management Company, Inc. (2005 to 2020); Sun Life Financial Philippine Holding Company, Inc. (2012 to 2020); Sun Life Financial – Philippines Foundation (2012 to 2020); the sixteen Sun Life Prosperity Funds i.e., Sun Life of Canada Prosperity Balanced Fund, Inc., Sun Life of Canada Prosperity Bond Fund, Inc., Sun Life of Canada Prosperity Philippine Equity Fund, Inc., Sun Life Prosperity Dollar Abundance Fund, Inc., Sun Life Prosperity Dollar Advantage Fund, Inc., Sun Life Prosperity Dollar Starter Fund, Inc., Sun Life Prosperity GS Fund, Inc., Sun Life Prosperity Money Market Fund, Inc., (2005 to 2020), Sun Life

Prosperity Dynamic Fund, Inc. (2012 to 2020), Sun Life Prosperity Philippine Stock Index Fund, Inc., Sun Life Prosperity Dollar Wellspring Fund, Inc., Sun Life Prosperity World Voyager Fund, Inc. (2015 to 2020), Sun Life Prosperity World Equity Index Feeder Fund, Inc., and Sun Life Prosperity Achiever Fund 2028, Inc., Sun Life Prosperity Achiever Fund 2038, Inc., and Sun Life Prosperity Achiever Fund 2048, Inc. (2018 to 2020); Grepalife Asset Management Corporation (2011 to 2020); the three Grepalife Mutual Funds i.e., Grepalife Balanced Fund Corporation, Grepalife Dollar Bond Fund Corporation and Grepalife Fixed Income Fund Corporation (2011 to 2020); and the Assistant Corporate Secretary of Sun Life Grepa Financial, Inc. (2011 to 2020). Prior to joining Sun Life, she worked as an Associate at the Cayetano Sebastian Ata Dado & Cruz Law Offices (2001 to 2004).

Atty. Camania received her Bachelor of Arts in Psychology (1992) and Bachelor of Laws (2001) degrees from the University of the Philippines (Diliman). She passed the Bar Examinations in 2002. She is also a Fellow, Life Management Institute (2010), Professional, Customer Service (with honors) (2011), and Associate, Insurance Regulatory Compliance (2014) of the Life Office Management Association (LOMA).

ANNA KATRINA C. KABIGTING-IBERO

Corporate Secretary (April 2020 to present)

Atty. Anna Katrina C. Kabigting-Ibero is the Corporate Secretary of the sixteen Sun Life Prosperity Funds i.e., Sun Life of Canada Prosperity Balanced Fund, Inc., Sun Life of Canada Prosperity Bond Fund, Inc., Sun Life of Canada Prosperity Philippine Equity Fund, Inc., Sun Life Prosperity Dollar Abundance Fund, Inc., Sun Life Prosperity Dollar Advantage Fund, Inc., Sun Life Prosperity Dollar Starter Fund, Inc., Sun Life Prosperity Dynamic Fund, Inc., Sun Life Prosperity Philippine Stock Index Fund, Inc., Sun Life Prosperity GS Fund, Inc., Sun Life Prosperity Peso Starter Fund, Inc. (formerly Sun Life Prosperity Money Market Fund, Inc.), Sun Life Prosperity Dollar Wellspring Fund, Inc., Sun Life Prosperity World Voyager Fund, Inc., Sun Life Prosperity World Equity Index Feeder Fund, Inc., Sun Life Prosperity Achiever Fund 2048, Inc., Sun Life Prosperity Achiever Fund 2038, Inc., Sun Life Prosperity Achiever Fund 2028, Inc., (April 2020 to present), Sun Life Prosperity Peso Voyager Feeder Fund, Inc. (January 2022), and the three Grepalife Mutual Funds i.e., Grepalife Balanced Fund Corporation, Grepalife Dollar Bond Fund Corporation and Grepalife Fixed Income Fund Corporation, (April 2020 to present). She is also the Corporate Secretary of Sun Life of Canada (Philippines), Inc., Sun Life Asset Management Company, Inc., Sun Life Financial Plans, Inc., Grepalife Asset Management Corporation, Sun Life Financial Philippine Holding Company, Inc., Sun Life Financial – Philippines Foundation, Inc., and Assistant Corporate Secretary of Sun Life Grepa Financial, Inc. (April 2020 to present). She was appointed as Corporate Secretary of Sun Life Investment Management and Trust Corporation last September 2020.

Prior to joining Sun Life in 2014, Atty. Ibero worked as an Associate Lawyer at the David Cui-David Buenaventura and Ang Law Offices (2006 to 2010). She later joined the Bank of the Philippine Islands as Legal and Compliance Officer of the Bank's Asset Management and Trust Group (2010 to 2014).

Atty. Kabigting-Ibero received her Bachelor of Arts Major in Legal Management (2000) and Bachelor of Laws (2005) from the University of Santo Tomas. She was called to the Bar in 2006.

FRANCES IANNA S. CANTO

Assistant Corporate Secretary (September 2020 to present)

Atty. Frances Ianna S. Canto is the Assistant Corporate Secretary of the sixteen Sun Life Prosperity Funds i.e., Sun Life of Canada Prosperity Balanced Fund, Inc., Sun Life of Canada Prosperity Bond Fund, Inc., Sun Life of Canada Prosperity Philippine Equity Fund, Inc., Sun Life Prosperity Dollar Abundance Fund, Inc., Sun Life Prosperity Dollar Advantage Fund, Inc., Sun Life Prosperity Dollar Starter Fund, Inc., Sun Life Prosperity Dynamic Fund, Inc., Sun Life Prosperity Philippine Stock Index Fund, Inc., Sun Life Prosperity GS Fund, Inc., Sun Life Prosperity Peso Starter Fund, Inc. (formerly Sun Life Prosperity Money Market Fund, Inc.), Sun Life Prosperity Dollar Wellspring Fund, Inc., Sun Life Prosperity World Voyager Fund, Inc., Sun Life Prosperity Achiever Fund 2048, Inc., Sun Life Prosperity Achiever Fund 2038, Inc., Sun Life Prosperity Achiever Fund 2028, Inc., Sun Life Prosperity World Equity Index Feeder Fund, Inc. and Sun Life Prosperity Peso Voyager Feeder Fund, Inc. (January 2022). She is also the Assistant

Corporate Secretary of Sun Life Asset Management Company, Inc. and Sun Life Investment Management and Trust Corporation (September 2020 – present).

Prior to joining Sun Life in May 2020, Atty. Canto worked as a Legal and Compliance Officer of Manulife Philippines (March 2017), where she also served as Assistant Corporate Secretary and Alternate Data Protection Officer. Before joining Manulife, Atty. Canto briefly worked as a consultant with the Office of the Secretary of the Climate Change Commission and prior to that, as an Associate Lawyer at the Medialdea Ata Bello and Suarez Law Office (2013-2016).

Atty. Canto received her Juris Doctor degree from the Ateneo de Manila University. She was admitted to the Bar in May 2014.

RIA V. MERCADO

Risk Officer (2015-present)

Ms. Ria V. Mercado has been the Head of Risk Management of Sun Life Philippines since 2015. She is also the Risk Officer of the sixteen Sun Life Prosperity Funds i.e., Sun Life of Canada Prosperity Balanced Fund, Inc., Sun Life of Canada Prosperity Bond Fund, Inc., Sun Life of Canada Prosperity Philippine Equity Fund, Inc., Sun Life Prosperity Dollar Abundance Fund, Inc., Sun Life Prosperity Dollar Advantage Fund, Inc., Sun Life Prosperity Dollar Starter Fund, Inc., Sun Life Prosperity Dynamic Fund, Inc., Sun Life Prosperity Philippine Stock Index Fund, Inc., Sun Life Prosperity GS Fund, Inc., Sun Life Prosperity Peso Starter Fund, Inc. (formerly Sun Life Prosperity Money Market Fund, Inc.), Sun Life Prosperity Dollar Wellspring Fund, Inc., Sun Life Prosperity World Voyager Fund, Inc., Sun Life Prosperity World Equity Index Feeder Fund, Inc., Sun Life Prosperity Achiever Fund 2048, Inc., Sun Life Prosperity Achiever Fund 2038, Inc., Sun Life Prosperity Achiever Fund 2028, Inc., (2015-present), Sun Life Prosperity Peso Voyager Feeder Fund, Inc. (January 2022), and the three Grepalife Mutual Funds i.e., Grepalife Balanced Fund Corporation, Grepalife Dollar Bond Fund Corporation and Grepalife Fixed Income Fund Corporation, (July 2019 to present). She is also the Risk Officer of Sun Life Asset Management Company, Inc., Grepalife Asset Management Corporation, Sun Life of Canada (Philippines), Inc., Sun Life Grepa Financial, Inc. (July 2015 to present) and Sun Life Financial – Philippines Foundation, Inc. (December 2019 to present).

Prior to joining Sun Life in 2015, she was with Deutsche Knowledge Services (DKS), where she was Debt and Client Risk & Control Lead. In this capacity, she was responsible for risk and control initiatives and for proactively identifying and mitigating operations risks through quality assurance initiatives. Prior to DKS, she was with Standard Chartered Bank where she rose from Graduate Associate to AVP – Unit Operational Risk Manager.

Ms. Mercado holds a Master in Business Management degree from the Asian Institute of Management. She is a BS Business Administration graduate of the University of the Philippines (Diliman).

2. Incorporators

The following are the incorporators of the Fund:

- Rizalina G. Mantaring
- Benedicto C. Sison
- Valerie N. Pama
- Oscar M. Orbos
- Aleli Angela G. Quirino

3. Significant Employees

The Fund has no significant employees.

4. Family Relationships

There are no family relationships up to fourth civil degree either by consanguinity or affinity among directors, executive officers, or persons nominated by the Fund to become its directors or executive officers.

5. Material Pending Legal Proceedings

The Fund has no knowledge of any material pending legal proceedings, for the past five (5) years and to date, to which any of the directors and executive officers of the Fund is a party of which any of their property is the subject.

There was no bankruptcy petition filed by or against any business of which any of the directors and executive officers of the Fund was a general partner or executive officer either at the time of bankruptcy or within two (2) years prior to that time.

No director or executive officer of the Fund was convicted by final judgment in a criminal proceeding, domestic or foreign and neither is any director or officer subject to any pending criminal proceeding, domestic or foreign, excluding traffic violations and other minor offenses.

No director or executive officer of the Fund is being subject to any order, judgment or decree not subsequently reversed, suspended or vacated, of any court of competent jurisdiction, domestic or foreign, permanently or temporarily enjoining, barring, suspending or otherwise limiting his involvement in any type of business, securities, commodities, or banking activities.

No director or executive officer of the Fund is being found by a domestic or foreign court of competent jurisdiction (in a civil action), the Commission or comparable foreign body, or a domestic or foreign exchange or other organized trading market or self-regulatory organization, to have violated a securities or commodities law or regulation and the judgment has not been reversed, suspended or vacated.

Item 10. Executive Compensation

1. Compensation of Executive Officers.

The executive officers of the Fund do not receive any form of compensation from their appointment up to the present.

2. Compensation of Directors.

The Fund's executive officers and directors who are officers and/or employees of SLOCPI and/or SLAMCI do not receive any form of compensation as such from the time of their appointments up to the present.

The Fund's directors who are not officers and/or employees of SLOCPI and/or SLAMCI (i.e., "Independent Directors") receive a per diem for their attendance at regular or special meetings of the Board at the rate of P20,000 per meeting per Independent Director (the Fund has two [2] Independent Directors). There are no other forms of compensation which such Independent Directors are entitled to receive for meetings attended, other than said per diem and a retainer's fee not to exceed P15,000 per quarter. Payment of such retainer's fee shall be shared by the Fund with the other Sun Life Prosperity Funds which the Independent Director also serves, provided that each Independent Director shall receive only a maximum of P15,000 per quarter from all the Sun Life Prosperity Funds combined. There are no standard arrangements, employment contracts, termination of employment, change-in-control or other arrangements with the directors. Such remuneration to be paid for by the Fund may be adjusted in the future as may be warranted by existing fund levels and other factors.

Total per diem received by the Fund's directors for the year 2021 and 2020 are \$7,976 and \$6,362, respectively.

The Board had four (4) regular quarterly meetings for 2021, including the organizational board meeting after the annual shareholders' meeting. For the four (4) meetings and with three (3) members of the Board who are external directors entitled to receive per diem, the Fund forecasts a total directors' per diem of P240,000 (approximately \$4,998) for the year 2022. The external directors are also forecasted to receive a total of P15,070 (approximately \$314) as retainer's fees for 2022.

Item 11. Security Ownership of Certain Beneficial Owners and Management

1. Security ownership of more than 5% of the Fund's outstanding capital stock as of December 31, 2021:

On 7 March 2013, SEC *en banc* approved the confidential treatment of the list of Top 20 shareholders of the Fund, including the 5% and 10% beneficial owners. This is to protect the investors' privacy, which is a privilege they enjoy when they invest in other shared investment vehicles, such as unit investment trust funds, and when they invest in bank deposits.

2. Security Ownership of Management as of December 31, 2021:

Title of Class	Name of and Address of Record Owner	Relationship with Issuer	Name of Beneficial Owner & Relationship with Record Owner	Number of shares held	Percent of Class
Common	Benedicto C. Sison	1	Beneficial (B) and Record (R)	Filipino and American	0.00%
Common	Cesar Luis F. Bate	1	B & R	Filipino	0.00%
Common	Aleli Angela G. Quirino	1	B & R	Filipino	0.00%
Common	Candy S. Esteban	1	B & R	Chinese	0.00%
Common	Oscar S. Reyes	1	B & R	Filipino	0.00%

The above individual owners can be reached at c/o the Corporate Secretary, 6th Floor, Sun Life Centre, 5th Avenue corner Rizal Drive, Bonifacio Global City, Taguig City.

3. Voting Trust Holders of 5% or More

No holder of 5% or more of the Fund's common shares has any voting trust or similar agreement that vest voting rights or other powers to a voting trustee.

4. Change in Control

The Fund has no knowledge of any arrangement that may result in a change of control of the Fund.

Item 12. Certain Relationships and Related Transactions

The Fund is not involved in any related transactions.

PART IV - CORPORATE GOVERNANCE

Item 13. Compliance with Leading Practice on Corporate Governance

The Fund is committed to performing its obligations following sound standards of business and financial practices and assesses the level of compliance of the Board of Directors and top-level management with its Manual on Corporate Governance through the Corporate Governance Self-Rating Form.

Likewise, the Fund requires the directors to answer a Board Effectiveness Questionnaire to determine their outlook on current practices and further enhance their performance. Internal audit and compliance units of the Fund also actively ensure that the Fund meets its regulatory and moral obligations to the government agencies and the general public, respectively.

There has been no reported incident of any deviation from the Fund's Manual on Corporate Governance. A strong ethical business culture in the performance of duties is continuously upheld and promoted. Nonetheless, the Fund makes an effort to improve corporate governance of the company by holding training sessions for its Board and officers whenever possible.

Compliance with Foreign Account Tax Compliance Act (FATCA)

In accordance with the requirements of the US Internal Revenue Service ("IRS") and the Intergovernmental Agreement ("IGA") between the Government of the United States of America and the Government of the Republic of the Philippines to Improve International Tax Compliance and to Implement FATCA which was signed last July 13, 2015, the Fund has registered with the Internal Revenue Service (IRS) and has obtained its own Global Intermediary Identification Number ("GIIN") as a sponsored entity. Sun Life Asset Management Company, Inc. ("SLAMCI") continues to assume responsibilities for the Fund's FATCA compliance as the Sponsoring Entity and has implemented FATCA onboarding processes and procedures as well as system enhancements to monitor its new and pre-existing account holders who are U.S. Persons and have U.S. Indicia.

The Fund, together with its Sponsoring Entity, SLAMCI, is preparing to comply for FATCA reporting on the date which will be set by the Bureau of Internal Revenue as soon as the IGA has been ratified by the Senate.

PART V – EXHIBITS AND SCHEDULES

A. Audited Financial Statements

1. Statements of Financial Position, 2021, 2020
2. Statements of Comprehensive Income, 2021, 2020, 2019
3. Statements of Changes in Equity, 2021, 2020, 2019
4. Statements of Cash Flows, 2021, 2020, 2019
5. Notes to Financial Statements

B. Reports on 17-C

- SIGNATURE PAGE FOLLOWS -

SIGNATURES

Pursuant to the requirements of Section 11 of the RSA and Section 177 of the Revised Corporation Code, the registrant has duly caused this report to be signed on its behalf by the undersigned, thereunto duly authorized, in the City of _____ on _____, 2022.

SUN LIFE PROSPERITY DOLLAR STARTER FUND, INC.

Issuer

Pursuant to the requirements of the Revised Securities Act, this annual report has been signed by the following persons in the capacities and on the dates indicated.

By:

Valerie N. Pama
Valerie N. Pama

Principal Accounting Officer/President

Gerald L. Bautista
Gerald L. Bautista

Principal Operating Officer / SLAMCI President

Candy S. Esteban
Candy S. Esteban

Principal Accounting Officer/CFO

Sherwin S. Sampang
Sherwin S. Sampang

Principal Financial Officer/Treasurer/Comptroller

Anna Katrina C. Kabigting-Ibero
Anna Katrina C. Kabigting-Ibero


Corporate Secretary

MAY 12 2022 **MAKATI CITY**

SUBSCRIBED AND SWORN to before me this ____ day of _____ 2022, affiants exhibiting their government issued identification cards, as follows:

Name	Government ID No.	Date of Issue	Place of Issue
Valerie N. Pama	Passport No. P7158454B	07/08/2021	DFA Manila
Gerald L. Bautista	Passport No. P9687638B	04/20/2022	DFA Manila
Candy S. Esteban	Driver's License N02-95-277891	05/08/2018	Quezon City
Sherwin S. Sampang	Passport No. P9427178A	11/06/2018	DFA NCR East
Anna Katrina C. Kabigting-Ibero	Driver's License N02-96-324358	08/30/2017	Makati City

Doc. No. 373
Page No. 72
Book No. 29
Series of 2022.


ATTY. DE ROSARIO
 Notary Public for Makati City
 Extended Jurisdiction No. 0000
 P. No. 107
 (P. No. 107)
 107, Alibon Road, Brgy. Pro-Dol, Makati City

This document contains key information clients of Sun Life Prosperity Dollar Starter Fund should know about. More information can be found in the Fund's prospectus. Ask a Sun Life Financial Advisor or contact Sun Life Asset Management Company, Inc., at 8-849-9888 or PHIL-MF-Products@sunlife.com or visit www.sunlifefunds.com.

Launch Date	November 6, 2017	Fund Classification	Fixed Income Fund	Minimum Holding Period	7 days
Fund Size	USD 185,691,719.38	Minimum Subscription	USD 500	Early Redemption Fee	0.25%
Net Asset Value Per Share	1.0606	Minimum Subsequent	USD 100	Redemption Settlement	T+1 business day
Benchmark	100% 30-day USD Deposit Rate	Management and Distribution Fee	0.25%		
Fund Structure	Mutual Fund (Shares)	Transfer Agency Fee	0.15%		

What does the Fund invest in?

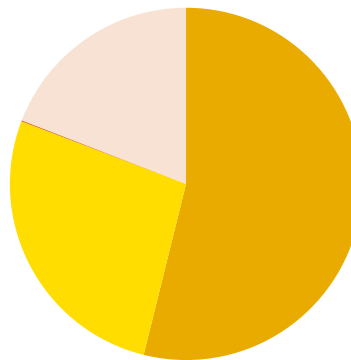
The **Sun Life Prosperity Dollar Starter Fund** aims to generate consistent and stable returns for your US Dollar investment, potentially exceeding those of traditional bank deposits and money market funds over time. The Fund may also serve as a parking facility prior to investment in other Dollar Funds.

The Fund is suitable for investors with a **conservative risk profile** and short-term investment horizon. This is for investors who seek higher yields for their US Dollars compared to conventional bank deposits but do not want to assume a significant amount of risk. These investors may also be considering to invest in other dollar funds but are not yet able or ready to do so.

Top Fixed Income Holdings

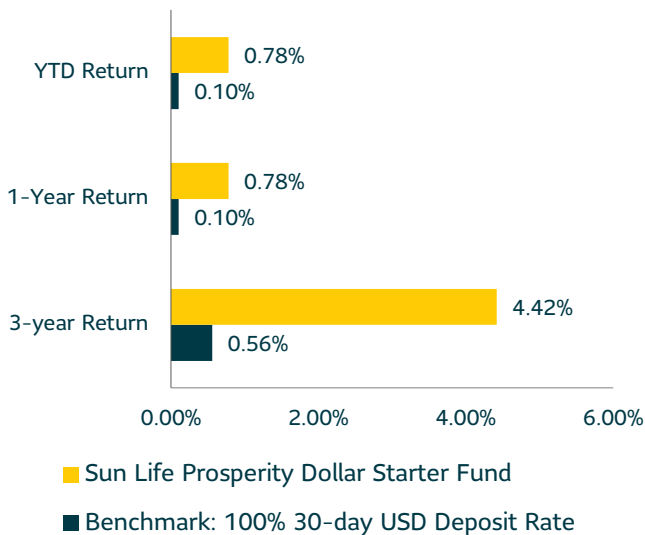
1. Corporate Bond 2022, 7.06%
2. Short-Term Placement 2022, 5.92%
3. Short-Term Placement 2022, 5.38%
4. Short-Term Placement 2022, 5.38%
5. Short-Term Placement 2022, 5.38%

Investment Mix



- Corporate Bonds, 53.87%
- Short-Term Placements, 26.91%
- Money Market Placements, 0.11%
- Cash and Other Liquid Assets, 19.11%

How has the Fund performed?



Note: Year-to-date (YTD) returns are computed as the return from the last business day of the previous year to the last business day of the reporting month.

Market Review and Outlook

- Dollar money market returns move little month-on-month.
- Time deposit rates remain near zero as cash remains abundant in both the U.S. and local market.
- The yields of 1 to 3-year U.S. Treasuries go up as the market prices in a more aggressive tightening by the Fed. However, rates below 1-year continue to be low.
- The Fund will take advantage of rising USD rates as it will reinvest maturing securities to securities with higher rates.
- Accruals remain the primary driver for the Dollar Starter Fund's year-to-date return of 78 basis points.

Disclaimer: Sun Life Asset Management Company, Inc. (SLAMCI) makes no representation as to the accuracy or completeness of the information contained herein. The information contained in this presentation is for information purposes only. It is not intended to provide professional, investment, or any other type of advice or recommendation in relation to purchases or sales of securities whether or not they are related to SLAMCI; it does not constitute any guarantee of performance; and neither does it take into account the particular investment objectives, financial situation or needs of individual recipients. Any opinions or estimates herein reflect our judgment as at the date of this presentation and are subject to change at any time without notice. This material is a copyrighted work. You may not share, distribute, revise, transform, or build upon this material without prior written consent of, and proper attribution to Sun Life. All trademarks are the properties of their respective owners.

This document contains key information clients of Sun Life Prosperity Dollar Starter Fund should know about. More information can be found in the Fund's prospectus. Ask a Sun Life Mutual Fund Advisor or contact Sun Life Asset Management Company, Inc., at 8-849-9888 or PHIL-MF-Products@sunlife.com or visit www.sunlifefunds.com.

Launch Date	November 6, 2017	Fund Classification	Fixed Income Fund	Minimum Holding Period	7 days
Fund Size	USD 168,998,838.00	Minimum Subscription	USD 500	Early Redemption Fee	0.25%
Net Asset Value Per Share	1.0600	Minimum Subsequent	USD 100	Redemption Settlement	T+1 business day
Benchmark	100% 30-day USD Deposit Rate	Management and Distribution Fee	0.25%		
Fund Structure	Mutual Fund (Shares)	Transfer Agency Fee	0.15%		

What does the Fund invest in?


The **Sun Life Prosperity Dollar Starter Fund** aims to generate consistent and stable returns for your US Dollar investment, potentially exceeding those of traditional bank deposits and money market funds over time. The Fund may also serve as a parking facility prior to investment in other Dollar Funds.

The Fund is suitable for investors with a **conservative risk profile** and short-term investment horizon. This is for investors who seek higher yields for their US Dollars compared to conventional bank deposits but do not want to assume a significant amount of risk. These investors may also be considering to invest in other dollar funds but are not yet able or ready to do so.

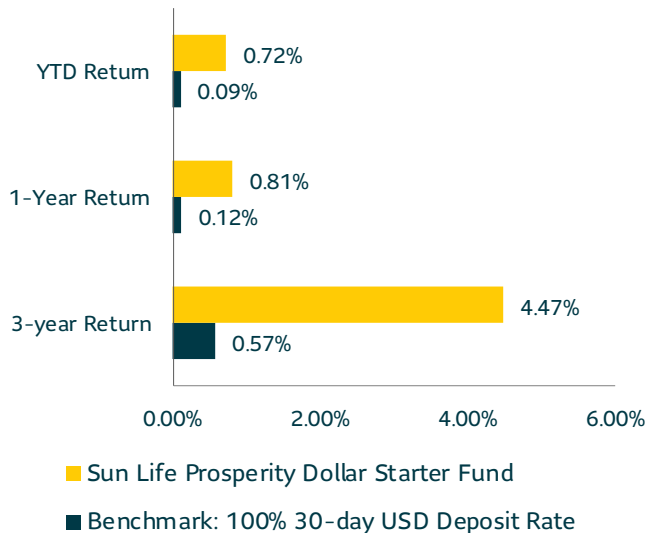
Top Fixed Income Holdings

1. Corporate Bond 2022, 7.78%
2. Short-Term Placement 2022, 5.92%
3. Short-Term Placement 2022, 5.91%
4. Short-Term Placement 2022, 5.91%
5. Short-Term Placement 2022, 5.32%

Investment Mix



How has the Fund performed?



Note: Year-to-date (YTD) returns are computed as the return from the last business day of the previous year to the last business day of the reporting month.

Market Review

- Dollar money market returns move little month-on-month.
- Time deposit rates remain near zero as cash remains abundant in both the US and local market.
- The Federal Reserve's overnight reserve repurchase facility continues to see strong demand as it is not surprising now to see daily take-up to reach USD 1.5 Trillion. This facility helps absorb liquidity. Fed rate hike expectations increase, and the 1-year US Treasury Bill yield increases to 0.22% (from 0.12% last October). However, rates below one-year continue to be low.
- Accruals remain the primary driver for the Sun Life Prosperity Dollar Starter Fund's year-to-date return of 72 basis points.

Disclaimer: Sun Life Asset Management Company, Inc. (SLAMCO) makes no representation as to the accuracy or completeness of the information contained herein. The information contained in this presentation is for information purposes only. It is not intended to provide professional, investment, or any other type of advice or recommendation in relation to purchases or sales of securities whether or not they are related to SLAMCO; it does not constitute any guarantee of performance; and neither does it take into account the particular investment objectives, financial situation or needs of individual recipients. Any opinions or estimates herein reflect our judgment as at the date of this presentation and are subject to change at any time without notice. This material is a copyrighted work. You may not share, distribute, revise, transform, or build upon this material without prior written consent of, and proper attribution to Sun Life. All trademarks are the properties of their respective owners.

This document contains key information clients of Sun Life Prosperity Dollar Starter Fund should know about. More information can be found in the Fund's prospectus. Ask a Sun Life Financial Advisor or contact Sun Life Asset Management Company, Inc., at 8-849-9888 or PHIL-MF-Products@sunlife.com or visit www.sunlifefunds.com.

Launch Date	November 6, 2017	Fund Classification	Fixed Income Fund	Minimum Holding Period	7 days
Fund Size	USD 159,484,679.53	Minimum Subscription	USD 500	Early Redemption Fee	0.25%
Net Asset Value Per Share	1.0598	Minimum Subsequent	USD 100	Redemption Settlement	T+1 business day
Benchmark	100% 30-day USD Deposit Rate	Management and Distribution Fee	0.25%		
Fund Structure	Mutual Fund (Shares)	Transfer Agency Fee	0.15%		

What does the Fund invest in?


The **Sun Life Prosperity Dollar Starter Fund** aims to generate consistent and stable returns for your US Dollar investment, potentially exceeding those of traditional bank deposits and money market funds over time. The Fund may also serve as a parking facility prior to investment in other Dollar Funds.

The Fund is suitable for investors with a **conservative risk profile** and short-term investment horizon. This is for investors who seek higher yields for their US Dollars compared to conventional bank deposits but do not want to assume a significant amount of risk. These investors may also be considering to invest in other dollar funds but are not yet able or ready to do so.

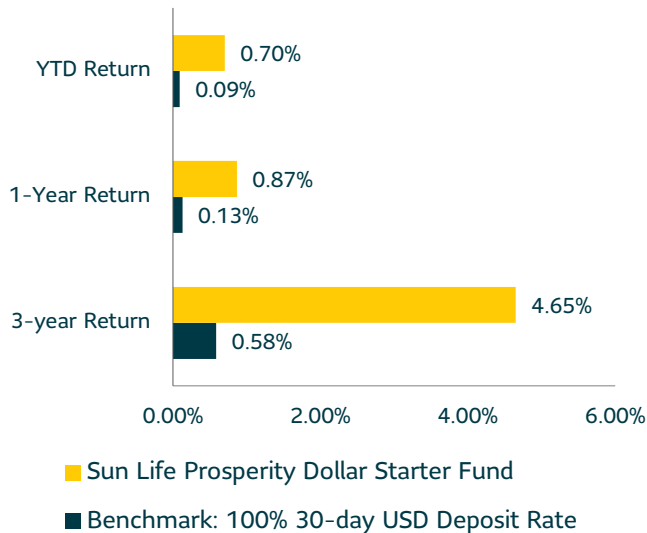
Top Fixed Income Holdings

1. Money Market - Other Banks, 7.76%
2. Corporate Bond 2022, 6.98%
3. Short-Term Placement 2022, 6.27%
4. Short-Term Placement 2022, 6.27%
5. Short-Term Placement 2022, 6.26%

Investment Mix



How has the Fund performed?



Note: Year-to-date (YTD) returns are computed as the return from the last business day of the previous year to the last business day of the reporting month.

Market Review

- Dollar money market returns were little changed month-on-month.
- Time deposit rates remain near-zero as cash remains abundant in both the US and local market.
- The Federal Reserve's overnight reserve repurchase facility continues to see strong demand as it is usual now to have over USD 1 trillion in daily take-up. This facility helps to keep a cap on short-term rates. 1-year rates and below continue to be near-zero, even if the earliest date of a US Fed rate hike moves to end 2Q 2022 from end of 2022.
- Accruals remain the primary driver for the Dollar Starter Fund's year-to-date return of 70 basis points.

Disclaimer: Sun Life Asset Management Company, Inc. (SLAMCI) makes no representation as to the accuracy or completeness of the information contained herein. The information contained in this presentation is for information purposes only. It is not intended to provide professional, investment, or any other type of advice or recommendation in relation to purchases or sales of securities whether or not they are related to SLAMCI; it does not constitute any guarantee of performance; and neither does it take into account the particular investment objectives, financial situation or needs of individual recipients. Any opinions or estimates herein reflect our judgment as at the date of this presentation and are subject to change at any time without notice. This material is a copyrighted work. You may not share, distribute, revise, transform, or build upon this material without prior written consent of, and proper attribution to Sun Life. All trademarks are the properties of their respective owners.

sunlife_sec_communications

From: noreply-cifssost@sec.gov.ph
Sent: Sunday, May 15, 2022 3:28 AM
Subject: SEC CiFSS-OST Initial Acceptance

CAUTION This email originated from outside the organization. Please proceed only if you trust the sender.

Greetings!

SEC Registration No: CS201701307
Company Name: SUN LIFE PROSPERITY DOLLAR STARTER FUND, INC.
Document Code: AFS

This serves as temporary receipt of your submission.
Subject to verification of form and quality of files of the submitted report.
Another email will be sent as proof of review and acceptance.

Thank you.

SECURITIES AND EXCHANGE COMMISSION
Secretariat Building, PICC Complex,
Roxas Boulevard, Pasay City,
1307, Metro Manila, Philippines

THIS IS AN AUTOMATED MESSAGE - PLEASE DO NOT REPLY DIRECTLY TO THIS EMAIL

COVER SHEET

for
AUDITED FINANCIAL STATEMENTS

SEC Registration Number

C	S	2	0	1	7	0	1	3	0	7
---	---	---	---	---	---	---	---	---	---	---

Company Name

S	U	N	L	I	F	E	P	R	O	S	P	E	R	I	T	Y	D	O	L	L	A	R		
S	T	A	R	T	E	R	F	U	N	D	I	N	C	.										

Principal Office (No./Street/Barangay/City/Town)Province)

S	U	N	L	I	F	E	C	E	N	T	R	E	S	T	H	A	V	E	.	C	O	R	.		
R	I	Z	A	L	D	R	I	V	E	,	B	O	N	I	F	A	C	I	O	G	L	O	B	A	L
C	I	T	Y	,	T	A	G	U	I	G	C	I	T	Y											

Form Type

A	A	F	S
---	---	---	---

Department requiring the report

C	R	M	D
---	---	---	---

Secondary License Type, If Applicable

N/A

COMPANY INFORMATION

Company's Email Address

sunlife_sec_communications@sunlife.com
--

Company's Telephone Number/s

8555-8888

Mobile Number

0999-991-7178

No. of Stockholders

2,523

Annual Meeting
Month/Day

Every Fourth Wednesday of June

Fiscal Year
Month/Day

12/31

CONTACT PERSON INFORMATION

The designated contact person **MUST** be an Officer of the Corporation

Name of Contact Person

SHERWIN S. SAMPANG

Email Address

Sherwin.Sampang@sunlife.com
--

Telephone Number/s

555-8888

Mobile Number

N/A

Contact Person's Address

SUN LIFE CENTRE, 5TH AVE. COR. RIZAL DRIVE, BONIFACIO GLOBAL CITY, TAGUIG CITY
--

Note 1: In case of death, resignation or cessation of office of the officer designated as contact person, such incident shall be reported to the Commission within thirty (30) calendar days from the occurrence thereof with information and complete contact details of the new contact person designated

Note 2: All Boxes must be properly and completely filled-up. Failure to do so shall cause the delay in updating the corporation's records with the Commission and/or non-receipt of Notice of Deficiencies. Further, non-receipt of Notice of Deficiencies shall not excuse the corporation from liability for its deficiencies.

Joycelyn Alday

From: Roi Robinson Hermoso
Sent: Saturday, May 14, 2022 5:59 AM
To: Joycelyn Alday
Cc: Merobhe T Esmele
Subject: Fwd: Your BIR AFS eSubmission uploads were received

Hi Joyce / Mebh, FYR

From: eafs@bir.gov.ph <eafs@bir.gov.ph>
Sent: Friday, May 13, 2022 11:28:33 PM
To: Roi Robinson Hermoso <roi.robinson.hermoso@sunlife.com>
Cc: Roi Robinson Hermoso <roi.robinson.hermoso@sunlife.com>
Subject: Your BIR AFS eSubmission uploads were received

CAUTION This email originated from outside the organization. Please proceed only if you trust the sender.

Hi SUN LIFE PROSPERITY DOLLAR STARTER FUND, INC.,

Valid files

- EAFS009525650RPTTY122021.pdf
- EAFS009525650ITRTY122021.pdf
- EAFS009525650AFSTY122021.pdf

Invalid file

- <None>

Transaction Code: **AFS-0-C8ALB6GB0CL779HEFNXTMZWXN0433XPS3W**
Submission Date/Time: **May 13, 2022 11:28 PM**
Company TIN: **009-525-650**

Please be reminded that you accepted the terms and conditions for the use of this portal and expressly agree, warrant and certify that:

- The submitted forms, documents and attachments are complete, truthful and correct based on the personal knowledge and the same are from authentic records;
- The submission is without prejudice to the right of the BIR to require additional document, if any, for completion and verification purposes;
- The hard copies of the documents submitted through this facility shall be submitted when required by the BIR in the event of audit/investigation and/or for any other legal purpose.

This is a system-generated e-mail. Please do not reply.

=====
DISCLAIMER

=====

This email and its attachments may be confidential and are intended solely for the use of the individual or entity to whom it is addressed.

If you are not the intended recipient of this email and its attachments, you must take no action based upon them, nor must you disseminate, distribute or copy this e-mail. Please contact the sender immediately if you believe you have received this email in error.

E-mail transmission cannot be guaranteed to be secure or error-free. The recipient should check this email and any attachments for the presence of viruses. The Bureau of Internal Revenue does not accept liability for any errors or omissions in the contents of this message which arise as a result of e-mail transmission.



**STATEMENT OF MANAGEMENT'S RESPONSIBILITY
FOR FINANCIAL STATEMENTS**

The Management of Sun Life Prosperity Dollar Starter Fund, Inc. (the "Company") is responsible for the preparation and fair presentation of the financial statements, including the schedules attached therein, as at December 31, 2021 and 2020, and for the years ended December 31, 2021, 2020 and 2019, in accordance with the Philippine Financial Reporting Standards and for such internal control as Management determines is necessary to enable the preparation of financial statements that are free from material misstatement, whether due to fraud or error.

In preparing the financial statements, Management is responsible for assessing the Company's ability to continue as a going concern, disclosing, as applicable matters related to going concern and using the going concern basis of accounting unless Management either intends to liquidate the Company or to cease operations, or has no realistic alternative but to do so.

Those charged with governance are responsible for overseeing the Company's financial reporting process.

Those charged with governance review and approve the financial statements including the schedules attached therein, and submits the same to the stockholders.

Navarro Amper & Co., the independent auditor appointed by the stockholders for the periods December 31, 2021 and 2020, has audited the financial statements of the Company in accordance with Philippine Standards on Auditing, and in its report to the stockholders has expressed its opinion on the fairness of presentation upon completion of such audit.

Handwritten signature of Benedicto C. Sison in cursive.

Benedicto C. Sison, Chairman of the Board

Handwritten signature of Valerie N. Pama in cursive.

Valerie N. Pama, President

Handwritten signature of Sherwin S. Sampang in cursive.

Sherwin S. Sampang, Treasurer

Signed this 9th day of March 2022.

MAR 09 2022

MAKATI CITY

Subscribed and sworn to me before this ___ day of _____, 2022 at _____, affiants exhibiting to me competent evidence of identity, as follows:

Name	Government Issued ID	Date/Place Issued
Benedicto C. Sison	Passport ID P8268568B	24 Nov 2021/DFA Manila
Valerie N. Pama	Passport ID P7158454B	8 July 2021/DFA Manila
Sherwin S. Sampang	Passport ID P9427178A	06 Nov 2018/DFA NCR East

WITNESS MY HAND AND SEAL on the date and place above written:

Doc. No. 252
Page No. 48
Book No. 17
Series of 2022.

ATTY. ROMEO M. MONFORT
Notary Public City of Makati
Extended Until June 30, 2022
PTR No. 885307, City of Makati
Appointed by DepEd Div. Office (2020-2024)
BP No. 15-002-001, Makati
MCLE NO. VI-002-0017 I-Off No. 27932
101 Urban Ave. Carpos Rueda Bldg.
Brgy. Pio Del Pilar, Makati City

INDEPENDENT AUDITOR'S REPORT

To the Board of Directors and Shareholders
SUN LIFE PROSPERITY DOLLAR STARTER FUND, INC.
(An Open-end Investment Company)
Sun Life Centre, 5th Avenue corner Rizal Drive
Bonifacio Global City, Taguig City

Report on the Audit of the Financial Statements

Opinion

We have audited the financial statements of Sun Life Prosperity Dollar Starter Fund, Inc. (the "Company"), which comprise the statements of financial position as at December 31, 2021 and 2020, and the statements of comprehensive income, statements of changes in equity and statements of cash flows for the years ended December 31, 2021, 2020 and 2019, and notes to the financial statements, including a summary of significant accounting policies.

In our opinion, the accompanying financial statements present fairly, in all material respects, the financial position of the Company as at December 31, 2021 and 2020, and its financial performance and its cash flows for the years ended December 31, 2021, 2020 and 2019, in accordance with Philippine Financial Reporting Standards (PFRS).

Basis for Opinion

We conducted our audits in accordance with Philippine Standards on Auditing (PSA). Our responsibilities under those standards are further described in the *Auditor's Responsibilities for the Audit of the Financial Statements* section of our report. We are independent of the Company in accordance with the Code of Ethics for Professional Accountants in the Philippines (Code of Ethics) together with the ethical requirements that are relevant to our audits of the financial statements in the Philippines, and we have fulfilled our other ethical responsibilities in accordance with these requirements and the Code of Ethics. We believe that the audit evidence we have obtained is sufficient and appropriate to provide a basis for our opinion.

Responsibilities of Management and Those Charged with Governance for the Financial Statements

Management is responsible for the preparation and fair presentation of these financial statements in accordance with PFRS, and for such internal control as Management determines is necessary to enable the preparation of financial statements that are free from material misstatement, whether due to fraud or error.

In preparing the financial statements, Management is responsible for assessing **the Company's** ability to continue as a going concern, disclosing, as applicable, matters related to going concern and using the going concern basis of accounting unless Management either intends to liquidate the Company or to cease operations, or has no realistic alternative but to do so.

Those charged with governance are **responsible for overseeing the Company's financial reporting process.**



Auditor's Responsibilities for the Audit of the Financial Statements

Our objectives are to obtain reasonable assurance about whether the financial statements as a whole are free from material misstatement, whether due to fraud or error, and to issue an **auditor's** report that includes our opinion. Reasonable assurance is a high level of assurance, but is not a guarantee that an audit conducted in accordance with PSA will always detect a material misstatement when it exists. Misstatements can arise from fraud or error and are considered material if, individually or in the aggregate, they could reasonably be expected to influence the economic decisions of users taken on the basis of financial statements.

As part of an audit in accordance with PSA, we exercise professional judgment and maintain professional skepticism throughout the audit. We also:

- Identify and assess the risks of material misstatement of the financial statements, whether due to fraud or error, design and perform audit procedures responsive to those risks, and obtain audit evidence that is sufficient and appropriate to provide a basis for our opinion. The risk of not detecting a material misstatement resulting from fraud is higher than for one resulting from error, as fraud may involve collusion, forgery, intentional omissions, misrepresentations, or the override of internal control.
- Obtain an understanding of internal control relevant to the audit in order to design audit procedures that are appropriate in the circumstances, but not for the purpose of expressing an opinion on the effectiveness of the Company's internal control.
- Evaluate the appropriateness of accounting policies used and the reasonableness of accounting estimates and related disclosures made by Management.
- Conclude on the appropriateness of **Management's use of the going concern basis of** accounting and, based on the audit evidence obtained, whether a material uncertainty exists related to events or conditions that may cast significant doubt on the Company's **ability to** continue as a going concern. If we conclude that a material uncertainty exists, we are required to draw **attention in our auditor's** report to the related disclosures in the financial statements or, if such disclosures are inadequate, to modify our opinion. Our conclusions are based on the audit evidence obtained **up to the date of our auditor's** report. However, future events or conditions may cause the Company to cease to continue as a going concern.
- Evaluate the overall presentation, structure and content of the financial statements, including the disclosures, and whether the financial statements represent the underlying transactions and events in a manner that achieves fair presentation.

We communicate with those charged with governance regarding, among other matters, the planned scope and timing of the audit and significant audit findings, including any significant deficiencies in internal control that we identify during our audits.

We also provide those charged with governance with a statement that we have complied with relevant ethical requirements regarding independence, and to communicate with them all relationships and other matters that may reasonably be thought to bear on our independence, and where applicable, related safeguards.



Report on Other Legal and Regulatory Requirements

Report on the Supplementary Information Required by Bureau of Internal Revenue

Our audits were conducted for the purpose of forming an opinion on the basic financial statements taken as a whole. The supplementary information in Note 24 to the financial statements is presented for purposes of filing with the Bureau of Internal Revenue and is not a required part of the basic financial statements. Such supplementary information is the responsibility of Management and has been subjected to the auditing procedures applied in our audit of the basic financial statements. In our opinion, the supplementary information is fairly stated in all material respects in relation to the basic financial statements taken as a whole.


Navarro Amper & Co.

BOA Registration No. 0004, valid from June 7, 2021 to September 22, 2024

SEC A.N. 0004-SEC, issued on December 7, 2021; Group A, valid to audit 2021 to 2025 financial statements

TIN 005299331

By:



Joe Jeffrey Mark P. Ferrer

Partner

CPA License No. 0115793

SEC A.N. 1767-A, issued on August 27, 2019; effective until August 26, 2022, Group A

TIN 211965340

BIR A.N. 08-002552-058-2021, issued on September 8, 2021; effective until October 8, 2024

PTR No. A-5334284, issued on January 4, 2022, Taguig City

Taguig City, Philippines

May 6, 2022



SUN LIFE PROSPERITY DOLLAR STARTER FUND, I INC.

(An Open-End Investment Company)

STATEMENTS OF FINANCIAL POSITION

(In US Dollars)

		December 31	
	Notes	2021	2020
ASSETS			
Current Assets			
Cash and cash equivalents	6	\$ 41,447,426	\$24,645,731
Financial assets at fair value through profit or loss	8	3,539,070	21,467,178
Financial assets at amortized cost - current portion	9	105,773,291	20,348,572
Accrued interest receivable	7	1,053,994	394,557
Total Current Assets		151,813,781	66,856,038
Non-current Asset			
Financial assets at amortized cost - non-current portion, net	9	34,143,103	26,369,577
Deferred tax asset	19	45,164	101,839
Total Non-Current Assets		34,188,267	26,471,416
		\$186,002,048	\$93,327,454
LIABILITIES AND EQUITY			
Current Liabilities			
Accrued expenses and other payables	10	\$ 140,187	\$ 759,647
Payable to fund manager	11	61,430	29,597
Income tax payable		81,328	-
Total Current Liabilities		282,945	789,244
Equity			
Share capital	13	265,279	257,620
Deposit for future stock subscription	13	172,283,949	79,443,982
Additional paid-in capital	14	10,890,092	11,423,301
Retained earnings		2,285,242	1,414,134
		185,724,562	92,539,037
Treasury shares	13	(5,459)	(827)
Total Equity		185,719,103	92,538,210
		\$186,002,048	\$93,327,454
Net Asset Value Per Share	15	\$ 1.0608	\$ 1.0536

See Notes to Financial Statements.

SUN LIFE PROSPERITY DOLLAR STARTER FUND, I INC.

(An Open-End Investment Company)

STATEMENTS OF COMPREHENSIVE INCOME

(In US Dollars)

		For the Years Ended December 31		
	Notes	2021	2020	2019
Investment Income				
Interest income	16	\$1,591,650	\$1,137,773	\$494,178
Dividend income	8	-	3,139	-
Net realized gains on investments	8, 9	240,679	46,820	20,031
Other income		1,885	36	12
		<u>1,834,214</u>	<u>1,187,768</u>	<u>514,221</u>
Investment Expenses				
Commissions		-	8,580	1,911
		-	8,580	1,911
		<u>1,834,214</u>	<u>1,179,188</u>	<u>512,310</u>
Operating Expenses				
Management fees	11	399,789	181,838	61,033
Distribution fees	11	181,722	82,654	27,742
Provision for expected credit losses	9	82,593	-	-
Taxes and licenses		21,542	65,892	23,897
Custodian fees		10,569	7,596	2,163
Directors' fees	11	7,976	6,362	5,269
Professional fees		2,936	7,562	9,183
Printing and supplies		323	271	711
Fair value loss from financial liability		-	-	358
Miscellaneous		7,245	2,286	4,079
		<u>714,695</u>	<u>354,461</u>	<u>134,435</u>
Profit Before Net Unrealized Gains		1,119,519	824,727	377,875
Net Unrealized Gains (Losses) on Investments	8	(13,408)	10,166	22,923
Profit before tax		1,106,111	834,893	400,798
Income Tax Expense (Benefit)	19	235,003	(49,000)	(19,255)
Total Comprehensive Net Income for the Year		<u>\$ 871,108</u>	<u>\$ 883,893</u>	<u>\$420,053</u>
Basic Earnings per Share	17	<u>\$ 0.0731</u>	<u>\$ 0.0752</u>	<u>\$ 0.0720</u>
Diluted Earnings per Share	17	<u>\$ 0.0071</u>	<u>\$ 0.0175</u>	<u>\$ 0.0230</u>

See Notes to Financial Statements.

SUN LIFE PROSPERITY DOLLAR STARTER FUND, I INC.
(An Open-End Investment Company)

STATEMENTS OF CHANGES IN EQUITY
(In US Dollars)

	For the Years Ended December 31, 2021, 2020 and 2019						
	Notes	Share Capital	Deposits for Future Stock Subscription	Additional Paid-in-Capital	Treasury Shares	Retained Earnings	Total
Balance, January 1, 2019	13,14	\$ 128,864	\$ 5,771,375	\$ 5,875,564	(\$211,686)	\$ 110,188	\$ 11,674,305
Total comprehensive income for the year						420,053	420,053
Transactions with owners:	13,14						
Issuance of shares during the year		106	-	5,006	-	-	5,112
Acquisition of treasury shares during the year		-	-	-	(7,821,505)	-	(7,821,505)
Reissuance of treasury shares during the year		-	-	(161,649)	7,460,847	-	7,299,198
Receipt of deposits for future stock subscriptions		-	52,163,940	-	-	-	52,163,940
Redemption of deposits for future stock subscriptions		-	(25,810,303)	-	-	-	(25,810,303)
Transfer from deposit for future stock subscription to share capital		127,095	(6,085,990)	5,958,895	-	-	-
Reissuance of treasury shares from deposit for future stock subscription		-	(289,276)	(5,084)	294,360	-	-
Total transactions with owners		127,201	19,978,371	5,797,168	(66,298)	-	25,836,442
Balance, December 31, 2019	13,14	256,065	25,749,746	11,672,732	(277,984)	530,241	37,930,800
Total comprehensive income for the year						883,893	883,893
Transactions with owners:	13,14						
Issuance of shares during the year		11	-	-	-	-	11
Acquisition of treasury shares during the year		-	-	-	(3,876,499)	-	(3,876,499)
Reissuance of treasury shares during the year		-	-	(58,403)	4,153,656	-	4,095,253
Receipt of deposits for future stock subscriptions		-	141,154,873	-	-	-	141,154,873
Redemption of deposits for future stock subscriptions		-	(91,070,979)	(293,546)	-	-	(91,364,525)
Transfer from deposit for future stock subscription to share capital		1,544	(104,062)	102,518	-	-	-
Transfer of financial liability at fair value through profit or loss to deposit for future stock subscription	12	-	3,714,404	-	-	-	3,714,404
Total transactions with owners		1,555	53,694,236	(249,431)	277,157	-	53,723,517
Balance, December 31, 2020	13,14	257,620	79,443,982	11,423,301	(827)	1,414,134	92,538,210
Total comprehensive income for the year						871,108	871,108
Transactions with owners:	13,14						
Acquisition of treasury shares during the year		-	-	-	(1,782,921)	-	(1,782,921)
Reissuance of treasury shares during the year		-	-	(24,381)	1,778,289	-	1,753,908
Receipt of deposits for future stock subscriptions		-	327,353,866	-	-	-	327,353,866
Redemption of deposits for future stock subscriptions		-	(234,506,240)	(508,828)	-	-	(235,015,068)
Transfer from deposit for future stock subscription to share capital		7,659	(7,659)	-	-	-	-
Total transactions with owners		7,659	92,839,967	(533,209)	(4,632)	-	92,309,785
Balance, December 31, 2021	13,14	\$ 265,279	\$ 172,283,949	\$ 10,890,092	(\$5,459)	\$ 2,285,242	\$ 185,719,103

See Notes to Financial Statements.

SUN LIFE PROSPERITY DOLLAR STARTER FUND, I INC.

(An Open-End Investment Company)

STATEMENTS OF CASH FLOWS

(In US Dollars)

For the Years Ended December 31

	Notes	2021	2020	2019
Cash Flows from Operating Activities				
Profit before tax		\$ 1,106,111	\$ 834,893	\$ 400,798
Adjustments for:				
Net unrealized (gains) losses on investments	8	13,408	(10,166)	(22,923)
Net realized gains on investments	8, 9	(240,679)	(46,820)	(20,031)
Interest income	16	(1,591,650)	(1,137,773)	(494,178)
Provision for expected credit losses	9	82,593	-	-
Fair value loss on financial liabilities at fair value through profit or loss	12	-	-	358
Operating cash flows before working capital changes		(630,217)	(359,866)	(135,976)
Decrease(Increase) in Other current assets		-	86	53
Increase (Decrease) in:				
Payable to fund manager		31,833	19,526	3,016
Accrued expenses and other payables		(619,460)	713,563	38,339
Cash generated from (used in) operations		(1,217,844)	373,309	(94,568)
Acquisition of financial assets at fair value through profit or loss	8	(940,030,669)	(44,212,345)	(16,617,300)
Proceeds from disposal of financial assets at fair value through profit or loss	8	957,979,215	33,524,167	7,263,389
Interest received		1,826,663	1,601,639	457,190
Income taxes paid		(97,000)	(12,046)	(21,538)
Net cash generated from (used in) operating activities		18,460,365	(8,725,276)	(9,012,827)
Cash Flows from Investing Activities				
Acquisitions of financial assets at amortized cost	9	(205,248,856)	(60,291,467)	(21,282,251)
Proceeds from maturities/disposal of financial assets at amortized cost	9	111,280,401	30,881,569	8,233,000
Net cash used in investing activities		(93,968,455)	(29,409,898)	(13,049,251)
Cash Flows from Financing Activities				
Proceeds from issuance of share capital	13	-	11	5,112
Proceeds from reissuance of treasury shares	13, 14	1,753,908	4,095,253	7,299,198
Payments on acquisition of treasury shares	13	(1,782,921)	(3,876,499)	(7,821,505)
Receipt of deposit for future stock subscriptions	13	327,353,866	141,154,873	55,877,986
Redemption of deposit for future stock subscriptions	13	(235,015,068)	(91,364,525)	(25,810,303)
Net cash generated from financing activities		92,309,785	50,009,113	29,550,488
Net Increase in Cash and cash equivalents		16,801,695	11,873,939	7,488,410
Cash and cash equivalents, Beginning		24,645,731	12,771,792	5,283,382
Cash and cash equivalents, End		\$ 41,447,426	\$ 24,645,731	\$ 12,771,792

See Notes to Financial Statements.

SUN LIFE PROSPERITY DOLLAR STARTER FUND, INC.
(An Open-end Investment Company)

NOTES TO FINANCIAL STATEMENTS
AS AT DECEMBER 31, 2021 AND 2020 AND FOR THE YEARS ENDED
DECEMBER 31, 2021, 2020 AND 2019
(In US Dollars)

1. CORPORATE INFORMATION

Sun Life Prosperity Dollar Starter **Fund, Inc. (the "Company")** was incorporated and registered with the Philippine Securities and Exchange Commission (SEC) on January 16, 2017 and started its commercial operations on November 6, 2017. The Company is a registered open-end investment company under the Investment Company Act (**Republic Act "R.A."** No. 2629) and the Securities Regulation Code (R.A. No. 8799), formerly known as the Revised Securities Act (B.P. No. 178). It is engaged in the sale of and distribution of mutual fund shares, and seeks to provide higher yields than conventional bank deposits, short-term corporate and government debt and other fixed income instruments denominated in US Dollars. As an open-end investment company, its shares are redeemable anytime based on the Net Asset Value Per Share (NAVPS) at the time of redemption.

The Company appointed Sun Life Asset Management Company, Inc. (SLAMCI), an investment management company incorporated in the Philippines and a wholly owned subsidiary of Sun Life of Canada (Philippines), Inc. (SLOCPI), as its fund manager, adviser, administrator, distributor and transfer agent and provider of management, distribution and all required operational services, as disclosed in Note 11.

The Company's registered office address and principal place of business is at Sun Life Centre, 5th Avenue corner Rizal Drive, Bonifacio Global City, Taguig City.

2. FINANCIAL REPORTING FRAMEWORK AND BASIS OF PREPARATION AND PRESENTATION

Statement of Compliance

The financial statements of the Company have been prepared in accordance with Philippine Financial Reporting Standards (PFRS), which include all applicable PFRS, Philippine Accounting Standards (PAS) and interpretations issued by the International Financial Reporting Interpretations Committee (IFRIC), Philippine Interpretations Committee (PIC) and Standing Interpretations Committee (SIC) as approved by the Financial Reporting Standards Council (FRSC) and the Board of Accountancy (BOA), and adopted by the SEC.

Basis of Preparation and Presentation

The financial statements of the Company have been prepared on the historical cost basis, except for certain financial assets measured at fair value.

Historical cost is generally based on the fair value of the consideration given in exchange for goods and services.

Functional and Presentation Currency

These financial statements are presented in United States Dollar (USD), the currency of the primary economic environment in which the Company operates. All amounts are recorded to the nearest dollar, except when otherwise indicated.

3. ADOPTION OF NEW AND REVISED ACCOUNTING STANDARDS

Adoption of New and Revised Accounting Standards Effective in 2021

The Company adopted all accounting standards and interpretations effective as at December 31, 2021. The new and revised accounting standards and interpretations that have been published by the International Accounting Standards Board (IASB) and approved **by the FRSC in the Philippines, were assessed to be applicable to the Company's financial statements** and are as follows:

PIC Q&A No. 2020-07, PAS 12 – Accounting for the Proposed Changes in Income Tax Rates under the Corporate Recovery and Tax Incentives for Enterprises Act (CREATE) Act

The interpretation explained the details of the CREATE bill and its impact on the financial statements once passed.

Interpretation discussed that impact on the financial statements ending December 31, 2020 are as follows:

- Current and deferred taxes will still be measured using the applicable income tax rate as of December 31, 2020;
- If the CREATE bill is enacted before **financial statements' issue date, this will be a non-adjusting event** but the significant effects of changes in tax rates on current and deferred tax assets and liabilities should be disclosed; and
- **If the CREATE bill is enacted after financial statements' issue date** but before filing of the income tax return, this is no longer a subsequent event but companies may consider disclosing the general key feature of the bill and the expected impact on the financial statements

For the financial statements ending December 31, 2021, the impact are as follows:

- **Standard provides that component of tax expense(income) may include "any adjustments recognized in the period for current tax of prior periods" and "the amount of deferred tax expense(income) relating to changes in tax rates or the imposition of new taxes";**
- An explanation of changes in the applicable income tax rates to the previous accounting period is also required to be disclosed;
- The provision for current income tax for the year 2021 will include the difference between income tax per 2020 financial statements and 2020 income tax return;
- Deferred tax assets and liabilities as of December 31, 2021, will be remeasured using the new tax rates; and
- Any movement in deferred taxes arising from the change in tax rates that will form part of the provision for/benefit from deferred taxes will be included as well in the effective tax rate reconciliation.

The interpretation is effective on or after January 29, 2021.

The Management assessed that CREATE Act had reduced income tax expense by \$16,972 and increased net income and net assets by the same amount. The increase was recorded in 2021 following the provisions of PIC Q&A 2020-07.

New Accounting Standards Effective after the Reporting Period Ended December 31, 2021

The Company will adopt the following standards when these become effective:

PFRS 17, Insurance Contracts

PFRS 17 establishes the principles for the recognition, measurement, presentation and disclosure of insurance contracts and supersedes PFRS 4, *Insurance Contracts*.

PFRS 17 outlines a general model, which is modified for insurance contracts with direct participation features, described as the variable fee approach. The general model is simplified if certain criteria are met by measuring the liability for remaining coverage using the premium allocation approach.

The general model uses current assumptions to estimate the amount, timing and uncertainty of future cash flows and it explicitly measures the cost of that uncertainty. **It takes into account market interest rates and the impact of policyholders' options and guarantees.**

An amendment issued on June 2020 and adopted by FRSC on August 2020 addresses concerns and implementation challenges that were identified after PFRS 17 was published.

PFRS 17 must be applied retrospectively unless impracticable, in which case the modified retrospective approach or the fair value approach is applied.

For the purpose of the transition requirements, the date of initial application is the start of the annual reporting period in which the entity first applies the Standard, and the transition date is the beginning of the period immediately preceding the date of initial application.

The standard (incorporating the amendments) is effective for periods beginning on or after January 1, 2025. Earlier application is permitted.

The future adoption of the standard will have no effect on the Company's financial statements as the Company does not issue insurance contracts.

Amendments to PFRS 3, References to the Conceptual Framework

The amendments update PFRS 3 so that it refers to the 2018 Conceptual Framework instead of the 1989 Framework. They also add to PFRS 3 a requirement that, for obligations within the scope of PAS 37, an acquirer applies PAS 37 to determine whether at the acquisition date a present obligation exists as a result of past events. For a levy that would be within the scope of IFRIC 21, *Levies*, the acquirer applies IFRIC 21 to determine whether the obligating event that gives rise to a liability to pay the levy has occurred by the acquisition date.

The amendments also add an explicit statement that an acquirer does not recognize contingent assets acquired in a business combination.

The amendments are effective for business combinations for which the date of acquisition is on or after the beginning of the first annual period beginning on or after January 1, 2022. Early application is permitted if an entity also applies all other updated references (published together with the updated Conceptual Framework) at the same time or earlier.

The future adoption of the amendments will have no effect on the Company's financial statements as the Company is not in the process of and has no plan to enter into business combination.

Amendments to PFRS 10 and PAS 28, Sale or Contribution of Assets between an Investor and Its Associate or Joint Venture

The amendments to PFRS 10 and PAS 28 deal with situations where there is a sale or contribution of assets between an investor and its associate or joint venture. Specifically, the amendments state that gains or losses resulting from the loss of control of a subsidiary that does not contain a business in a transaction with an associate or a joint venture **that is accounted for using the equity method, are recognized in the parent's profit or loss only to the extent of the unrelated investors' interests in that associate or joint venture.** Similarly, gains and losses resulting from the remeasurement of investments retained in any former subsidiary (that has become an associate or a joint venture that is accounted for using the equity method) to fair value are recognized in **the former parent's profit or loss only to the extent of the unrelated investors' interests** in the new associate or joint venture.

The effective date of the amendments has yet to be set by the Board; however, earlier application of the amendments is permitted.

The future adoption of the amendments will have no effect on the **Company's financial** statements as the Company is not in the process and has no plan to acquire such investments.

Amendments to PAS 1, Classification of Liabilities as Current or Non-current

The amendments to PAS 1 affect only the presentation of liabilities as current or non-current in the statement of financial position and not the amount or timing of recognition of any asset, liability, income or expenses, or the information disclosed about those items.

The amendments clarify that the classification of liabilities as current or non-current is based on rights that are in existence at the end of the reporting period, specify that classification is unaffected by expectations about whether an entity will exercise its right to defer settlement of a liability, explain that rights are in existence if covenants are **complied with at the end of the reporting period, and introduce a definition of 'settlement'** to make clear that settlement refers to the transfer to the counterparty of cash, equity instruments, other assets or services.

The amendments are applied retrospectively for annual periods beginning on or after January 1, 2023, with early application permitted.

The Company will continue its assessment and will finalize the same upon the effectivity of these amendments.

Amendments to PAS 16, Property, Plant and Equipment – Proceeds before Intended Use

The amendments prohibit deducting from the cost of an item of property, plant and equipment any proceeds from selling items produced before that asset is available for use, i.e. proceeds while bringing the asset to the location and condition necessary for it to be capable of operating in the manner intended by management. Consequently, an entity recognizes such sales proceeds and related costs in profit or loss. The entity measures the cost of those items in accordance with PAS 2, *Inventories*.

The amendments also clarify the meaning of 'testing whether an asset is functioning properly'. PAS 16 now specifies this as assessing whether the technical and physical performance of the asset is such that it is capable of being used in the production or supply of goods or services, for rental to others, or for administrative purposes.

If not presented separately in the statement of comprehensive income, the financial statements shall disclose the amounts of proceeds and cost included in profit or loss that **relate to items produced that are not an output of the entity's ordinary activities, and** which line item(s) in the statement of comprehensive income include(s) such proceeds and cost.

The amendments are applied retrospectively, but only to items of property, plant and equipment that are brought to the location and condition necessary for them to be capable of operating in the manner intended by management on or after the beginning of the earliest period presented in the financial statements in which the entity first applies the amendments.

The entity shall recognize the cumulative effect of initially applying the amendments as an adjustment to the opening balance of retained earnings (or other component of equity, as appropriate) at the beginning of that earliest period presented.

The amendments are effective for annual periods beginning on or after January 1, 2022, with early application permitted.

The future **adoption of the amendment will have no effect on the Company's financial** statements as the Company does not have property, plant and equipment recorded in its financial statements.

Amendments to PAS 37, Onerous Contracts – Cost of Fulfilling a Contract

The amendments specify that the 'cost of fulfilling' a contract comprises the 'costs that relate directly to the contract'. Costs that relate directly to a contract consist of both the incremental costs of fulfilling that contract (examples would be direct labor or materials) and an allocation of other costs that relate directly to fulfilling contracts (an example would be the allocation of the depreciation charge for an item of property, plant and equipment used in fulfilling the contract).

The amendments apply to contracts for which the entity has not yet fulfilled all its obligations at the beginning of the annual reporting period in which the entity first applies the amendments. Comparatives are not restated. Instead, the entity shall recognize the cumulative effect of initially applying the amendments as an adjustment to the opening balance of retained earnings or other component of equity, as appropriate, at the date of initial application.

The amendments are effective for annual periods beginning on or after January 1, 2022, with early application permitted.

The future adoption of the amendments will have no effect on the Company's financial statements as the Company does not issue and enter into onerous contracts.

Annual Improvements to PFRS Standards 2018-2020 Cycle

Amendments to PFRS 1, Subsidiary as a first-time adopter

The amendment provides additional relief to a subsidiary which becomes a first-time adopter later than its parent in respect of accounting for cumulative translation differences. As a result of the amendment, a subsidiary that uses the exemption in PFRS 1:D16 (a) can now also elect to measure cumulative translation differences for all **foreign operations at the carrying amount that would be included in the parent's consolidated financial statements, based on the parent's date of transition to PFRS Standards**, if no adjustments were made for consolidation procedures and for the effects of the business combination in which the parent acquired the subsidiary. A similar election is available to an associate or joint venture that uses the exemption in PFRS 1:D16 (a).

The amendment is effective for annual periods beginning on or after January 1, 2022, with early application permitted.

Amendments to PFRS 9, Fees in the '10 per cent' test for derecognition of financial liabilities

The amendment clarifies that in applying the '10 per cent' test to assess whether to derecognize a financial liability, an entity includes only fees paid or received between the entity (the borrower) and the lender, including fees paid or received by either the entity or the lender on the **other's behalf**.

The amendment is applied prospectively to modifications and exchanges that occur on or after the date the entity first applies the amendment.

The amendment is effective for annual periods beginning on or after January 1, 2022, with early application permitted.

Amendments to PFRS 16, Lease incentives

The amendment removes the illustration of the reimbursement of leasehold improvements.

As the amendment to PFRS 16 only regards an illustrative example, no effective date is stated.

Amendments to PAS 41, *Taxation in fair value measurements*

The amendment removes the requirement in PAS 41 for entities to exclude cash flows for taxation when measuring fair value. This aligns the fair value measurement in PAS 41 with the requirements of PFRS 13, *Fair Value Measurement* to use internally consistent cash flows and discount rates and enables preparers to determine whether to use pretax or post-tax cash flows and discount rates for the most appropriate fair value measurement.

The amendment is applied prospectively, i.e. for fair value measurements on or after the date an entity initially applies the amendment.

The amendment is effective for annual periods beginning on or after January 1, 2022, with early application permitted.

The future adoption of the amendments will have no effect on the Company's financial statements as the Company does not have subsidiary as first-time adopter; has no financial liabilities to be derecognize; does not have lease contracts and leasehold improvements and does not have biological assets covered by PAS 41 that need to exclude its cash flows for taxation on its financial statements.

Amendments to PAS 1 and PFRS Practice Statement 2, *Disclosure Initiative – Accounting Policies*

The amendments are as follows:

- An entity is now required to disclose its material accounting policy information instead of its significant accounting policies
- several paragraphs are added to explain how an entity can identify material accounting policy information and to give examples of when accounting policy information is likely to be material;
- the amendments clarify that accounting policy information may be material because of its nature, even if the related amounts are immaterial;
- the amendments clarify that accounting policy information is material if users of an **entity's financial statements would need it to understand other material information** in the financial statements; and
- the amendments clarify that if an entity discloses immaterial accounting policy information, such information shall not obscure material accounting policy information

The amendments are applied prospectively. The amendments to PAS 1 are effective for annual periods beginning on or after January 1, 2023. Earlier application is permitted.

The Company will continue its assessment and will finalize the same upon the effectivity of these amendments.

Amendments to PAS 8, *Definition of Accounting Estimates*

With the amendment, accounting estimates are now defined as "monetary amounts in financial statements that are subject to measurement uncertainty."

The amendment clarified that a change in accounting estimate that results from new information or new developments is not the correction of an error. In addition, the effects of a change in an input or a measurement technique used to develop an accounting estimate are changes in accounting estimates if they do not result from the correction of prior period errors.

A change in an accounting estimate may affect only the current period's profit or loss, or the profit or loss of both the current period and future periods. The effect of the change relating to the current period is recognized as income or expense in the current period. The effect, if any, on future periods is recognized as income or expense in those future periods.

The amendments are effective for annual periods beginning on or after January 1, 2023 and changes in accounting policies and changes in accounting estimates that occur on or after the start of that period. Earlier application is permitted.

The future adoption of the amendments will have no effect on the Company's financial statements as the Company does not have changes in the inputs or measurement techniques used to develop its accounting estimates.

Amendments to PAS 12 Income Taxes, Deferred Tax related to Assets and Liabilities arising from a Single Transaction

The amendments introduce a further exception from the initial recognition exemption. Under the amendments, an entity does not apply the initial recognition exemption for transactions that give rise to equal taxable and deductible temporary differences.

Depending on the applicable tax law, equal taxable and deductible temporary differences may arise on initial recognition of an asset and liability in a transaction that is not a business combination and affects neither accounting nor taxable profit. For example, this may arise upon recognition of a lease liability and the corresponding right-of-use asset applying PFRS 16 at the commencement date of a lease.

Following the amendments to PAS 12, an entity is required to recognize the related deferred tax asset and liability, with the recognition of any deferred tax asset being subject to the recoverability criteria in PAS 12.

The Board also adds an illustrative example to PAS 12 that explains how the amendments are applied.

The amendments apply to transactions that occur on or after the beginning of the earliest comparative period presented. In addition, at the beginning of the earliest comparative period an entity recognizes:

- A deferred tax asset (to the extent that it is probable that taxable profit will be available against which the deductible temporary difference can be utilized) and a deferred tax liability for all deductible and taxable temporary differences associated with:
 - Right-of-use assets and lease liabilities
 - Decommissioning, restoration and similar liabilities and the corresponding amounts recognized as part of the cost of the related asset
- The cumulative effect of initially applying the amendments as an adjustment to the opening balance of retained earnings (or other component of equity, as appropriate) at that date

The amendments are effective for annual reporting periods beginning on or after January 1, 2023, with earlier application permitted.

The future adoption of the amendments will have no effect on the Company's financial statements as the Company does not have lease contracts and leasehold improvements and does not recognize deferred assets and liabilities.

Amendment to PFRS 17, Initial Application of PFRS 17 and PFRS 9 – Comparative Information

The amendment is a transition option relating to comparative information about financial assets presented on initial application of IFRS 17.

The main amendment in Initial Application of PFRS 17 and PFRS 9 — Comparative Information (Amendment to PFRS 17) is a narrow-scope amendment to the transition requirements of PFRS 17 for entities that first apply PFRS 17 and PFRS 9 at the same time. The amendment regards financial assets for which comparative information is presented on initial application of PFRS 17 and PFRS 9, but where this information has not been restated for PFRS 9.

Under the amendment, an entity is permitted to present comparative information about a financial asset as if the classification and measurement requirements of PFRS 9 had been applied to that financial asset before. The option is available on an instrument-by-instrument basis. In applying the classification overlay to a financial asset, an entity is not required to apply the impairment requirements of PFRS 9.

There are no changes to the transition requirements in PFRS 9.

The amendment is effective for annual periods beginning on or after January 1, 2025, as amended by the FRSC from January 1, 2023. This is consistent with Circular Letter No. 2020-62 issued by the Insurance Commission which deferred the implementation of PFRS 17 by two (2) years after its effective date as decided by the IASB. Still subject to approval of the Board of Accountancy.

The future adoption of the amendment **will have no effect on the Company's financial statements** as the Company does not issue insurance contracts.

4. SIGNIFICANT ACCOUNTING POLICIES

Financial assets

Initial recognition and measurement

Financial assets and financial liabilities are recognized when the entity becomes a party to the contractual provisions of the instrument. Regular way purchases and sales of financial assets are recognized on trade-date, the date on which the Company commits to purchase or sell the asset.

At initial recognition, the Company measures a financial asset or financial liability at its fair value plus or minus, in the case of a financial asset or financial liability not at fair value through profit or loss (FVTPL), transaction costs that are incremental and directly attributable to the acquisition or issue of the financial asset or financial liability. Transaction costs of financial assets and financial liabilities carried at FVTPL are expensed in profit or loss.

Classification and Subsequent Measurement

The Company classifies its financial assets in the following measurement categories:

- FVTPL
- Fair value through other comprehensive income (FVTOCI); and
- Amortized cost

As at December 31, 2021 and 2020, the Company does not have financial assets classified as FVTOCI.

Classification of financial assets will be **driven by the entity's business model for managing** the financial assets and the contractual cash flows of the financial assets.

A financial asset is to be measured at amortized cost if: a) the objective of the business model is to hold the financial asset for the collection of the contractual cash flows, and b) the contractual cash flows under the instrument represent solely payment of principal and interest (SPPI).

All other debt and equity instruments must be recognized at fair value.

All fair value movements on financial assets are taken through the statement of comprehensive income, except for equity investments that are not held for trading, which may be recorded in the statement of comprehensive income or in reserves (without subsequent recycling to profit or loss).

Debt instruments

Subsequent measurement of debt instruments depends on the Company's business model for managing the asset and the cash flow characteristics of the asset. There are two measurement categories into which the group classifies its debt instruments:

- Amortized cost. Assets that are held for collection of contractual cash flows where those cash flows represent SPPI are measured at amortized cost. A gain or loss on a debt investment that is subsequently measured at amortized cost and is not part of a hedging relationship is recognized in profit or loss when the asset is derecognized or impaired. Interest income from these financial assets is included in finance income using the effective interest rate method.

- FVTPL. Assets that do not meet the criteria for amortized cost are measured at FVTPL. A gain or loss on a debt investment that is subsequently measured at FVTPL and is not part of a hedging relationship is recognized in profit or loss and presented net in the statement of comprehensive income within other gains/(losses) in period in which it arises. Interest income from these financial assets is included in finance income.

The business model reflects how the Company manages the assets in order to generate **cash flows. That is, whether the Company's objective is solely to collect the contractual cash flows from the assets or to collect both the contractual cash flows and cash flows arising from the sale of assets.** If neither of these is applicable, then the financial assets **are classified as part of 'other' business model and measured at FVTPL. Factors considered by the Company in determining the business model for a group of assets include past experience on how the cash flows for these assets were collected, how the asset's performance is evaluated and reported to key management personnel, how risks are assessed and managed and how managers are compensated.**

Where the business model is to hold assets to collect contractual cash flows or to collect **contractual cash flows and sell, the Company assesses whether the financial instruments'** cash flows represent SPPI. In making this assessment, the Company considers whether the contractual cash flows are consistent with a basic lending arrangement i.e. interest includes only consideration for the time value of money, credit risk, other basic lending risks and a profit margin that is consistent with a basic lending arrangement. Where the contractual terms introduce exposure to risk or volatility that are inconsistent with a basic lending arrangement, the related financial asset is classified and measured at FVTPL.

Amortized cost and effective interest method

The effective interest method is a method of calculating the amortized cost of a financial asset and of allocating interest income over the relevant period.

For financial instruments other than purchased or originated credit-impaired (POCI) financial assets, the effective interest rate is the rate that exactly discounts estimated future cash receipts (including all fees and points paid or received that form an integral part of the effective interest rate, transaction costs and other premiums or discounts) excluding expected credit losses (ECL), through the expected life of the debt instrument, or, where appropriate, a shorter period, to the gross carrying amount of the debt instrument on initial recognition.

The amortized cost of a financial asset is the amount at which the financial asset is measured at initial recognition minus the principal repayments, plus the cumulative amortization using the effective interest method of any difference between that initial amount and the maturity amount, adjusted for any loss allowance. On the other hand, the gross carrying amount of a financial asset is the amortized cost of a financial asset before adjusting for any loss allowance.

Interest income is recognized using the effective interest method for debt instruments measured subsequently at amortized cost. For financial instruments other than POCI financial assets, interest income is calculated by applying the effective interest rate to the gross carrying amount of a financial asset, except for financial assets that have subsequently become credit-impaired. For financial assets that have subsequently become credit-impaired, interest income is recognized by applying the effective interest rate to the amortized cost of the financial asset. If, in subsequent reporting periods, the credit risk on the credit-impaired financial instrument improves so that the financial asset is no longer credit-impaired, interest income is recognized by applying the effective interest rate to the gross carrying amount of the financial asset.

Equity instruments

Equity instruments are instruments that meet the definition of equity from the issuer's perspective, that is, instruments that do not contain a contractual obligation to pay and that evidence a residual interest in the issuer's net assets.

The Company subsequently measures all equity investments at FVTPL, except where the **Company's Management has elected, at initial recognition, to irrevocably designate an equity instrument at FVTOCI. The Company's policy is to designate equity investments** as FVTOCI when those investments are held for the purposes other than to generate investment returns. When the election is used, fair value gains and losses are recognized in OCI and are not subsequently reclassified to profit or loss, including disposal. Impairment losses (and reversal of impairment losses) are not reported separately from other changes in fair value. Dividends, when representing a return on such investments, **continue to be recognized in profit or loss as other income when the Company's right to receive payment is established.**

Changes in the fair value of financial assets at FVTPL are recognized in net realized gains (losses) on investments in the statement of profit or loss as applicable. Impairment losses (and reversal of impairment losses) on equity investments measured at FVTOCI are not reported separately from other changes in fair value.

As at December 31, 2021 and 2020, the Company does not have financial assets at FVTOCI.

Impairment of financial assets

The Company recognizes a loss allowance for ECL on investments in debt instruments that are measured at amortized cost. The amount of ECL is updated at each reporting date to reflect changes in credit risk since initial recognition of the respective financial instrument.

With the exception of POCI financial assets, ECLs are required to be measured through a loss allowance at an amount equal to:

- 12-month ECL, i.e. lifetime ECL that result from those default events on the financial instrument that are possible within 12 months after the reporting date, (referred to as Stage 1); or
- full lifetime ECL, i.e. lifetime ECL that result from all possible default events over the life of the financial instrument, (referred to as Stage 2 and Stage 3).

A loss allowance for full lifetime ECL is required for a financial instrument if the credit risk on that financial instrument has increased significantly since initial recognition. For all other financial instruments, ECLs are measured at an amount equal to the 12-month ECL.

ECLs are a probability-weighted estimate of the present value of credit losses. These are measured as the present value of the difference between the cash flows due to the Company under the contract and the cash flows that the Company expects to receive arising from the weighting of multiple future economic scenarios, discounted at the **asset's effective interest rate.**

The Company measures ECL on an individual basis, or on a collective basis for portfolios of loans that share similar economic risk characteristics. The measurement of the loss allowance is based on the **present value of the asset's expected cash flows using the asset's original effective interest rate, regardless of whether it is measured on an individual basis or a collective basis.**

The Company recognizes lifetime ECL when there has been a significant increase in credit risk since initial recognition. If, on the other hand, the credit risk on the financial instrument has not increased significantly since initial recognition, the Company measures the loss allowance for that financial instrument at an amount equal to 12-month ECL. The assessment of whether lifetime ECL should be recognized is based on significant increases in the likelihood or risk of a default occurring since initial recognition instead of on evidence of a financial asset being credit-impaired at the reporting date or an actual default occurring.

Lifetime ECL represents the ECL that will result from all possible default events over the expected life of a financial instrument. In contrast, 12-month ECL represents the portion of lifetime ECL that is expected to result from default events on a financial instrument that are possible within 12 months after the reporting date.

Significant increase in credit risk

The Company monitors all financial assets that are subject to the impairment requirements to assess whether there has been a significant increase in credit risk since initial recognition. If there has been a significant increase in credit risk the Company will measure the loss allowance based on lifetime rather than 12-month ECL.

In assessing whether the credit risk on a financial instrument has increased significantly since initial recognition, the Company compares the risk of a default occurring on the financial instrument at the reporting date based on the remaining maturity of the instrument with the risk of a default occurring that was anticipated for the remaining maturity at the current reporting date when the financial instrument was first recognized. In making this assessment, the Company considers both quantitative and qualitative information that is reasonable and supportable, including historical experience and forward-looking information that is available without undue cost or effort.

Forward-looking information considered includes the future prospects of the industries **in which the Company's debtors operate, obtained from economic expert reports,** financial analysts, governmental bodies, relevant think-tanks and other similar organizations, as well as consideration of various external sources of actual and forecast **economic information that relate to the Company's core operations.**

In particular, the following information is taken into account when assessing whether credit risk has increased significantly since initial recognition:

- **an actual or expected significant deterioration in the financial instrument's external** (if available) or internal credit rating;
- significant deterioration in external market indicators of credit risk for a particular financial instrument (e.g., a significant increase in the credit spread, the credit default swap prices for the debtor, or the length of time or the extent to which the fair value of a financial asset has been less than its amortized cost);
- existing or forecast adverse changes in business, financial or economic conditions **that are expected to cause a significant decrease in the debtor's ability to meet its** debt obligations;
- an actual or expected significant deterioration in the operating results of the debtor;
- significant increases in credit risk on other financial instruments of the same debtor;
- an actual or expected significant adverse change in the regulatory, economic, or technological environment of the debtor that results in a significant decrease in the **debtor's** ability to meet its debt obligations.

Irrespective of the outcome of the above assessment, the Company presumes that the credit risk on a financial asset has increased significantly since initial recognition when contractual payments are more than 30 days past due, unless the Company has reasonable and supportable information that demonstrates otherwise.

Despite the foregoing, the Company assumes that the credit risk on a financial instrument has not increased significantly since initial recognition if the financial instrument is determined to have low credit risk at the reporting date.

A financial instrument is determined to have low credit risk if:

- it has a low risk of default;
- the borrower is considered, in the short term, to have a strong capacity to meet its obligations; and
- the Company expects, in the longer term, that adverse changes in economic and business conditions might, but will not necessarily, reduce the ability of the borrower to fulfill its obligations.

The Company considers a financial asset to have low credit risk when the asset has **external credit rating of 'investment grade' in accordance with the globally understood** definition or if an external rating is not available, the asset has an internal rating of **'performing'**. **Performing means** that the counterparty has a strong financial position and there is no past due amounts.

The Company regularly monitors the effectiveness of the criteria used to identify whether there has been a significant increase in credit risk and revises them as appropriate to ensure that the criteria are capable of identifying significant increase in credit risk before the amount becomes past due.

Default

The Company considers the following as constituting an event of default for internal credit risk management purposes as historical experience indicates that financial assets that meet either of the following criteria are generally not recoverable:

- when there is a breach of financial covenants by the debtor; or
- information developed internally or obtained from external sources indicates that the debtor is unlikely to pay its creditors, including the Company, in full (without taking into account any collateral held by the Company).

Irrespective of the above analysis, the Company considers that default has occurred when a financial asset is more than 90 days past due unless the Company has reasonable and supportable information to demonstrate that a more lagging default criterion is more appropriate.

Critical to the determination of ECL is the definition of default. The definition of default is used in measuring the amount of ECL and in the determination of whether the loss allowance is based on 12-month or lifetime ECL, as default is a component of the probability of default (PD) which affects both the measurement of ECLs and the identification of a significant increase in credit risk.

Credit-impaired financial assets

A financial asset is credit-impaired when one or more events that have a detrimental impact on the estimated future cash flows of the financial asset have occurred. Evidence of credit-impairment includes observable data about the following events:

- significant financial difficulty of the borrower or issuer;
- a breach of contract such as a default or past due event;
- the lender of the borrower, for economic or contractual reasons relating to the **borrower's financial difficulty, having granted to the borrower a concession that the lender would not otherwise consider;**
- it is becoming probable that the borrower will enter bankruptcy or other financial reorganization;
- the disappearance of an active market for a security because of financial difficulties; or
- the purchase of a financial asset at a deep discount that reflects the incurred credit losses.

It may not be possible to identify a single discrete event—instead, the combined effect of several events may have caused financial assets to become credit-impaired. The Company assesses whether debt instruments that are financial assets measured at amortized cost or FVTOCI are credit-impaired at each reporting date. To assess if debt instruments are credit impaired, the Company considers factors such as bond yields, credit ratings and the ability of the borrower to raise funding.

Write-off

The Company writes off a financial asset when there is information indicating that the debtor is in severe financial difficulty and there is no realistic prospect of recovery, such as when the debtor has been placed under liquidation or has entered into bankruptcy proceedings, or in the case of trade receivables, when the amounts are over two years past due, whichever occurs sooner.

Financial assets written off may still be subject to enforcement activities under the **Company's recovery procedures, taking into account legal** advice where appropriate. Any recoveries made are recognized in profit or loss.

Measurement and recognition of ECL

The measurement of ECL is a function of the probability of default, loss given default (i.e. the magnitude of the loss if there is a default) and the exposure at default. The assessment of the probability of default and loss given default is based on historical data adjusted by forward-looking information.

As for the exposure at default, for financial assets, this is represented by the **assets' gross carrying amount at the reporting date, the Company's understanding of the specific future financing needs of the debtors, and other relevant forward-looking information.**

For financial assets, the ECL is estimated as the difference between all contractual cash flows that are due to the Company in accordance with the contract and all the cash flows that the Company expects to receive, discounted at the original effective interest rate.

If the Company has measured the loss allowance for a financial instrument at an amount equal to lifetime ECL in the previous reporting period, but determines at the current reporting date that the conditions for lifetime ECL are no longer met, the Company measures the loss allowance at an amount equal to 12-month ECL at the current reporting date, except for assets for which simplified approach was used.

The Company recognizes an impairment gain or loss in profit or loss for all financial instruments with a corresponding adjustment to their carrying amount through a loss allowance account, except for investments in debt instruments that are measured at FVTOCI, for which the loss allowance is recognized in other comprehensive income and accumulated in the investment revaluation reserve, and does not reduce the carrying amount of the financial asset in the statement of financial position.

Presentation of allowance for ECL in the statements of financial position

Loss allowances for ECL are presented in the statements of financial position as a deduction from the gross carrying amount of the assets.

Derecognition

The Company derecognizes a financial asset only when the contractual rights to the **asset's cash flows expire or when the financial asset and substantially all** the risks and rewards of ownership of the asset are transferred to another entity. If the Company neither transfers nor retains substantially all the risks and rewards of ownership and continues to control the transferred asset, the Company recognizes its retained interest in the asset and an associated liability for amounts it may have to pay. If the Company retains substantially all the risks and rewards of ownership of a transferred financial asset, the Company continues to recognize the financial asset and also recognizes a collateralized borrowing for the proceeds received.

On derecognition of a financial asset in its entirety, the difference between the asset's carrying amount and the sum of the consideration received and receivable and the cumulative gain/loss that had been recognized in OCI and accumulated in equity is recognized in profit or loss, with the exception of equity investment designated as measured at FVTOCI, where the cumulative gain/loss previously recognized in OCI is not subsequently reclassified to profit or loss, but is transferred to retained earnings.

Financial Liabilities and Equity Instruments

Classification as debt or equity

Debt and equity instruments are classified as either financial liabilities or as equity in accordance with the substance of the contractual arrangements and the definitions of a financial liability and an equity instrument.

Financial liabilities

All financial liabilities are measured subsequently at amortized cost using the effective interest method or at FVTPL. Financial liabilities are classified as either financial liabilities **'at FVTPL' or 'other financial liabilities'**.

Financial liabilities at FVTPL

Financial liabilities are classified as at FVTPL when the financial liability is (i) held for trading, or (ii) it is designated as at FVTPL.

A financial liability is classified as held for trading if:

- it has been incurred principally for the purpose of repurchasing it in the near term; or
- on initial recognition it is part of a portfolio of identified financial instruments that the Company manages together and has a recent actual pattern of short-term profit-taking; or
- it is a derivative that is not designated and effective as a hedging instrument.

Financial liabilities at FVTPL are measured at fair value, with any gains/losses arising on remeasurement recognized in profit or loss to the extent that they are not part of a designated hedging relationship. The net gain/loss recognized in profit or loss incorporates any interest paid on the financial liability and is included in profit or loss.

However, for financial liabilities that are designated as at FVTPL, the amount of change in the fair value of the financial liability that is attributable to changes in the credit risk of that liability is recognized in OCI, unless the recognition of the effects of changes in **the liability's credit risk in OCI would create or enlarge an accounting mismatch in profit or loss**. The remaining amount of change in the fair value of liability is recognized in profit or loss. **Changes in fair value attributable to a financial liability's credit risk** that are recognized in OCI are not subsequently reclassified to profit or loss; instead, they are transferred to retained earnings upon derecognition of the financial liability.

In making the determination of whether recognizing changes in the liability's credit risk in OCI will create or enlarge an accounting mismatch in profit or loss, the Company **assesses whether it expects that the effects of changes in the liability's credit risk** will be offset in profit or loss by a change in the fair value of another financial instrument measured at FVTPL. This determination is made at initial recognition.

As at December 31, 2021 and 2020, the Company does not have financial liabilities classified at FVTPL, hence, all financial liabilities are subsequently measured at amortized cost.

Financial liabilities measured subsequently at amortized cost

Financial liabilities that are not (i) contingent consideration of an acquirer in a business combination, (ii) held-for-trading, or (iii) designated as at FVTPL, are measured subsequently at amortized cost using the effective interest method.

The effective interest method is a method of calculating the amortized cost of a financial liability and of allocating interest expense over the relevant period. The effective interest rate is the rate that exactly discounts estimated future cash payments (including all fees and points paid or received that form an integral part of the effective interest rate, transaction costs and other premiums or discounts) through the expected life of the financial liability, or (where appropriate) a shorter period, to the amortized cost of a financial liability.

The Company's financial liabilities classified under this category include accrued expenses and other payables, and payable to fund manager.

Offsetting financial instruments

Financial assets and liabilities are offset and the net amount reported in the statements of financial position when there is a legally enforceable right to offset the recognized amounts and there is an intention to settle on a net basis or realize the asset and settle the liability simultaneously.

A right to offset must be available today rather than being contingent on a future event and must be exercisable by any of the counterparties, both in the normal course of business and in the event of default, insolvency or bankruptcy.

Derecognition of financial liabilities

The Company derecognizes financial liabilities when, and only when, the Company's obligations are discharged, cancelled or have expired. The difference between the carrying amount of the financial liability derecognized and the consideration paid and payable is recognized in profit or loss.

Equity instruments

An equity instrument is any contract that evidences a residual interest in the assets of the Company after deducting all of its liabilities. Equity instruments issued by the Company are recognized at the proceeds received, net of direct issue costs.

Share capital

Share capital consisting of ordinary shares is classified as equity. Incremental costs directly attributable to the issue of new shares or options are shown in equity as a deduction from the proceeds, net of tax. Any excess of proceeds from issuance of shares over its par value is recognized as additional paid-in capital.

Retained earnings

Retained earnings represent accumulated profit attributable to equity holders of the Company after deducting dividends declared. Retained earnings may also include effect of changes in accounting policy as may be required by the standard's transitional provisions.

Repurchase, disposal and reissuance of share capital (treasury shares)

When share capital recognized as equity is repurchased, the amount of the consideration paid, which includes directly attributable cost, net of any tax effects, is recognized as a reduction from equity. Repurchased shares are classified as treasury shares and are presented in the reserve for own share account. When treasury shares are sold or reissued subsequently, the amount received is recognized as increase in equity, and the resulting surplus or deficit on the transaction is presented as additional paid-in capital.

Deposit for future stock subscriptions

DFFS is recorded at historical cost. According to Financial Reporting Bulletin (FRB) No. 6 as issued by SEC, it is classified as equity when all of the following criteria are met:

- the unissued authorized capital stock of the entity is insufficient to cover the amount of shares indicated in the contract;
- **there is Board of Directors' approval on the proposed increase in authorized capital stock (for which a deposit was received by the Company);**
- **there is stockholders' approval of said proposed increase; and**
- the application for the approval of the proposed increase has been presented for filing or has been filed with the SEC.

DFFS is classified as liability, when the above criteria are not met.

Prepayments

Prepayments represent expenses not yet incurred but already paid in cash. Prepayments are initially recorded as assets and measured at the amount of cash paid. Subsequently, these are charged to profit or loss as these are consumed in operations or expire with the passage of time.

Prepayments are classified in the statements of financial position as current asset when the cost of services related to the prepayments are expected to be incurred within one **(1) year or the Company's normal operating cycle, whichever is longer. Otherwise,** prepayments are classified as non-current assets.

Provisions, Contingent Liabilities and Contingent Assets

Provisions

Provisions are recognized when the Company has a present obligation, either legal or constructive, as a result of a past event, it is probable that the Company will be required to settle the obligation, and a reliable estimate can be made of the amount of the obligation.

The amount recognized is the best estimate of the consideration required to settle the present obligation at the end of each reporting period, taking into account the risks and uncertainties surrounding the obligation. When a provision is measured using the cash flows estimated to settle the present obligation; its carrying amount is the present value of those cash flows.

When some or all of the economic benefits required to settle a provision are expected to be recovered from a third party, the receivable is recognized as an asset if it is virtually certain that reimbursement will be received and the amount of the receivable can be measured reliably.

Provisions are reviewed at the end of each reporting period and adjusted to reflect the current best estimate.

If it is no longer probable that a transfer of economic benefits will be required to settle the obligation, the provision should be reversed.

Contingent Liabilities and Assets

Contingent liabilities and assets are not recognized because their existence will be confirmed only by the occurrence or non-occurrence of one or more uncertain future events not wholly within the control of the entity.

Contingent liabilities are disclosed, unless the possibility of an outflow of resources embodying economic benefits is remote.

Contingent assets are not recognized, but are disclosed only when an inflow of economic benefits is probable. When the realization of income is virtually certain, asset should be recognized.

Revenue Recognition

Revenue is measured based on the consideration to which the Company expects to be entitled in a contract with a customer and excludes amounts collected on behalf of third parties. The Company recognizes revenue when it transfers control of a product or service to a customer.

Dividend income

Dividend income from investments is recognized when the shareholders' rights to receive payments have been established, usually at ex-dividend rate, provided that it is probable that the economic benefits will flow to the Company and the amount of income can be measured reliably.

Interest income

Interest income from a financial asset is recognized when it is probable that the economic benefits will flow to the Company and the amount of income can be measured reliably. Interest income is accrued on a time proportion basis, by reference to the principal outstanding and at the effective interest rate applicable, which is the rate that exactly discounts estimated future cash receipts through the expected life of the financial asset **to that asset's net carrying amount.**

Realized gains or losses

Gains or losses arising on the disposal of investments are determined as the difference between the sales proceeds and the carrying amount of the investments and is recognized in profit or loss.

Fair value gains or losses

Gains or losses arising from changes in fair values of investments are disclosed under the policy on financial assets.

Other income

Other income is income generated outside the normal course of business and is recognized when it is probable that the economic benefits will flow to the Company and it can be measured reliably.

Expense Recognition

Expenses are recognized in profit or loss when a decrease in future economic benefit related to a decrease in an asset or an increase in a liability has arisen that can be measured reliably. Expenses are recognized in profit or loss on the basis of: (i) a direct association between the costs incurred and the earning of specific items of income; (ii) systematic and rational allocation procedures when economic benefits are expected to arise over several accounting periods and the association with income can only be broadly or indirectly determined; or, (iii) immediately when an expenditure produces no future economic benefits or when, and to the extent that, future economic benefits do not qualify, or cease to qualify, for recognition in the statements of financial position as an asset.

Expenses in the statements of comprehensive income are presented using the function of expense method. Investment expenses are transaction costs incurred in the purchase and sale of investments. Operating expenses are costs attributable to administrative and other business expenses of the Company including management fees and custodianship fees.

Fair Value

Fair value is the price that would be received to sell an asset or paid to transfer a liability in an orderly transaction between market participants at the measurement date, regardless of whether that price is directly observable or estimated using another valuation technique. In estimating the fair value of an asset or a liability, the Company takes into account the characteristics of the asset or liability if market participants would take those characteristics into account when pricing the asset or liability at the measurement date. Fair value for measurement and/or disclosure purposes in these financial statements is determined on such basis.

In addition, for financial reporting purposes, fair value measurements are categorized into Levels 1, 2 or 3 based on the degree to which the inputs to the fair value measurements are observable and the significance of the inputs to the fair value measurement in its entirety, which are described as follows:

- Level 1 inputs are quoted prices (unadjusted) in active markets for identical assets or liabilities that the entity can access at the measurement date;
- Level 2 inputs are inputs, other than quoted prices included within Level 1, that are observable for the asset or liability, either directly or indirectly; and
- Level 3 inputs are unobservable inputs for the asset or liability.

Related Party Transactions

A related party transaction is a transfer of resources, services or obligations between the Company and a related party, regardless of whether a price is charged. Parties are considered related if one party has control, joint control, or significant influence over the other party in making financial and operating decisions. An entity that is a post-employment benefit plan for the employees of the Company and the key management personnel of the Company are also considered to be related parties.

Taxation

Income tax expense represents the sum of the current tax, final tax and deferred tax expense.

Current tax

The current tax expense is based on taxable profit for the year. Taxable profit differs from net profit as reported in the statements of comprehensive income because it excludes items of income or expense that are taxable or deductible in other years and it **further excludes items that are never taxable or deductible. The Company's current tax** expense is calculated using 25% regular corporate income tax (RCIT) rate or 1% minimum corporate income tax (MCIT), rate and 30% RCIT rate or 2% MCIT rate, whichever is higher, in 2021 and 2020, respectively.

Final tax

Final tax expense represents final taxes withheld on interest income from cash in banks, special savings deposits and fixed-income securities and final taxes withheld on proceeds from sale of listed equity securities.

Deferred tax

Deferred tax is recognized on temporary differences between the carrying amounts of assets and liabilities in the financial statements and the corresponding tax bases used in the computation of taxable profit. Deferred tax liabilities are generally recognized for all taxable temporary differences. Deferred tax assets are generally recognized for all deductible temporary differences to the extent that it is probable that taxable profits will be available against which those deductible temporary differences can be utilized. Such deferred tax assets and liabilities are not recognized if the temporary difference arises from the initial recognition (other than in a business combination) of assets and liabilities in a transaction that affects neither the taxable profit nor the accounting profit.

The carrying amount of deferred tax assets is reviewed at the end of each reporting period and reduced to the extent that it is no longer probable that sufficient taxable profits will be available to allow all or part of the asset to be recovered.

Deferred tax assets and liabilities are measured at the tax rates that are expected to apply in the period in which the liability is settled or the asset realized, based on tax rates (and tax laws) that have been enacted or substantively enacted by the end of the reporting period.

Deferred tax assets and liabilities are offset when there is a legally enforceable right to offset current tax assets against current tax liabilities and these relate to income taxes levied by the same taxation authority and the Company intends to settle its current tax assets and liabilities on a net basis.

Current and deferred taxes for the year

Current and deferred taxes are recognized in profit or loss, except when they relate to items that are recognized in OCI or directly in equity, in which case, the current and deferred taxes are also recognized in OCI or directly in equity, respectively.

Earnings per Share

The Company computes its basic earnings per share by dividing profit or loss for the year attributable to ordinary equity holders of the Company by the weighted average number of ordinary shares outstanding during the period.

For the purpose of calculating diluted earnings per share, profit or loss for the year attributable to ordinary equity holders of the Company and the weighted average number of shares outstanding are adjusted for the effects of deposits for future stock subscriptions which are dilutive potential ordinary shares.

Net Asset Value per Share (NAVPS)

The Company computes its NAVPS by dividing the total net asset value as at the end of the reporting period by the number of issued and outstanding shares and shares to be issued on deposits for future stock subscriptions.

Events After the Reporting Period

The Company identifies events after the end of the reporting period as those events, both favorable and unfavorable, that occur between the end of the reporting period and the date when the financial statements are authorized for issue. The financial statements of the Company are adjusted to reflect those events that provide evidence of conditions that existed at the end of the reporting period. Non-adjusting events after the end of the reporting period are disclosed in the notes to the financial statements when material.

5. CRITICAL ACCOUNTING JUDGMENTS AND KEY SOURCES OF ESTIMATION UNCERTAINTY

In the application of the Company's accounting policies, Management is required to make judgments, estimates and assumptions about the carrying amounts of assets and liabilities that are not readily apparent from other sources. The estimates and associated assumptions are based on the historical experience and other factors that are considered to be relevant. Actual results may differ from these estimates.

The estimates and underlying assumptions are reviewed on an ongoing basis. Revisions to accounting estimates are recognized in the period in which the estimate is revised if the revision affects only that period, or in the period of the revision and future periods if the revision affects both current and future periods.

Critical Judgments in Applying Accounting Policies

The following are the critical judgments, apart from those involving estimations, that **Management has made in the process of applying the Company's accounting policies** that have the most significant effect on the amounts recognized in the financial statements.

Business model assessment

Classification and measurement of financial assets depend on the results of the SPPI and the business model test. The Company determines the business model at a level that reflects how groups of financial assets are managed together to achieve a particular business objective. This assessment includes judgment reflecting all relevant evidence including how the performance of the assets is evaluated and their performance measured, the risks that affect the performance of the assets and how these are managed and how the managers of the assets are compensated. The Company monitors financial assets measured at amortized cost that are derecognized prior to their maturity to understand the reason for their disposal and whether the reasons are consistent with the objective of the business for which the asset was held. Monitoring is part of the **Company's continuous assessment of whether the business model for which the remaining financial assets are held continues to be appropriate and if it is not appropriate whether there has been a change in business model and so a prospective change to the classification of those assets.**

The Company measures its financial assets at amortized cost if the financial asset qualifies for both SPPI and business model test. The **Company's business model is to hold the asset and to collect its cashflows which are SPPI.** All other financial assets that do not meet the SPPI and business model test are measured at FVTPL.

As at December 31, 2021 and 2020, **the Company's financial** assets measured at FVTPL amounted to \$3,539,070 and \$21,467,178, respectively, as disclosed in Note 8, and financial assets at amortized cost amounted to \$182,417,815 and \$71,758,437, respectively, composed of cash and cash equivalents, accrued interest receivables, and financial assets at amortized cost as disclosed in Notes 6, 7, and 9, respectively.

Significant increase of credit risk

ECL are measured as an allowance equal to 12-month ECL for stage 1 assets, or lifetime ECL assets for stage 2 or stage 3 assets. An asset moves to stage 2 when its credit risk has increased significantly since initial recognition. PFRS 9 does not define what constitutes a significant increase in credit risk. In assessing whether the credit risk of an asset has significantly increased the Company takes into account qualitative and quantitative reasonable and supportable forward-looking information.

The Company considers a financial instrument to have experienced a significant increase in credit risk when one or more of the qualitative and quantitative criteria have been met as disclosed in Note 21.

As at December 31, 2021 and 2020, **the Company's** estimated credit losses for financial instruments measured at amortized cost amounted to \$82,593 and nil, respectively as disclosed in Note 9 and Note 21.

Models and assumptions used

The Company uses various models and assumptions in measuring fair value of financial assets as well as in estimating ECL. Judgment is applied in identifying the most appropriate model for each type of asset, as well as for determining the assumptions used in these models, including assumptions that relate to key drivers of credit risk.

The Company's model and assumptions used in measuring fair value of financial assets and estimating ECL are disclosed in Notes 18 and 21, respectively.

Functional currency

Based on the economic substance of the underlying circumstances relevant to the Company, the functional currency of the Company has been determined to be the USD. The USD is the currency of the primary economic environment in which the Company operates. It is the currency being used to report the **Company's results of operations**.

Puttable shares designated as equity instruments

The Company's share capital met the specified criteria to be presented as equity. The Company designated its redeemable share capital as equity instruments since the **Company's share capital met the criteria specified in PAS 32, *Financial Instruments: Presentation***, to be presented as equity.

A puttable financial instrument includes a contractual obligation for the issuer to repurchase or redeem that instrument for cash or another financial asset on exercise of the put. As an exception to the definition of a financial liability, an instrument that includes such an obligation is classified as an equity instrument if it has met all the following features:

- a. it entitles the holder to a pro rata share of the entity's net assets in the event of the **entity's liquidation. The entity's net assets are those assets that remain after deducting all other claims on its assets;**
- b. it is in the class of instruments that is subordinate to all other classes of instruments;
- c. all financial instruments in the class of instruments that is subordinate to all other classes of instruments have identical features;
- d. apart from the contractual obligation for the issuer to repurchase or redeem the instrument for cash or another financial asset, the instrument does not include any contractual obligation to deliver cash or another financial asset to another entity, or to exchange financial assets or financial liabilities with another entity under conditions that are potentially unfavorable to the entity, and it is not a contract that will or may be settled in the entity's own equity instruments; and
- e. the total expected cash flows attributable to the instrument over the life of the instrument are based substantially on the profit or loss, the change in the recognized net assets or the change in the fair value of the recognized and unrecognized net assets of the entity over the life of the instrument (excluding any effects of the instrument).

As at December 31, 2021 and 2020, the recognized amount of share capital representing puttable shares in the statements of financial position amounted to \$265,279 and \$257,620, respectively, as disclosed in Note 13.

Key Sources of Estimation Uncertainty

The following are the Company's key assumptions concerning the future and other key sources of estimation uncertainty at the end of each reporting period that have a significant risk of causing a material adjustment to the carrying amounts of assets and liabilities within the next financial year.

Probability of default (PD)

PD constitutes a key input in measuring ECL. PD is an estimate of the likelihood of default over a given time horizon, the calculation of which includes historical data, assumptions and expectations of future conditions.

As at December 31, 2021 and 2020, the Company assessed a probability of default of 3.18% and nil, respectively, for all of its financial assets measured at amortized cost.

The assumptions used by the Company in estimating PD is disclosed in Note 21.

Loss Given Default (LGD)

LGD is an estimate of the loss arising on default. It is based on the difference between the contractual cash flows due and those that the lender would expect to receive, taking into account cash flows from collateral and integral credit enhancements.

The Company uses portfolio averages from external estimates sourced out from **Standard and Poor's (S&P) as the LGD estimates. The categorization of LGD estimates per financial asset measured at amortized cost is disclosed in Note 21.**

Estimating loss allowance for ECL

The measurement of the ECL for financial assets measured at amortized cost and FVTOCI is an area that requires the use of complex models and significant assumptions about future economic conditions and credit behavior. Explanation of the inputs, assumptions and estimation techniques used in measuring ECL is further detailed in Note 21 Credit Risk - ECL measurement, which also sets out the key sensitivities of the ECL to changes in these elements.

A number of significant judgments are also required in applying the accounting requirements for measuring ECL, such as:

- Determining criteria for significant increase in credit risk;
- Choosing appropriate models and assumptions for the measurement of ECL; and
- Establishing the number and relative weightings of forward-looking scenarios and the associated ECL.

The Company's ECL assessment on the financial assets measured at amortized cost is disclosed in Note 21.

Deferred tax asset

The Company reviews the carrying amount at the end of each reporting period and reduces deferred tax asset to the extent that it is no longer probable that sufficient taxable profit will be available to allow all or part of the deferred tax asset to be utilized.

Total deferred tax asset recognized in the statements of financial position as at December 31, 2021 and 2020 amounted to \$45,164 and \$101,839, respectively, as disclosed in Note 19.

Determining fair value of investments in special savings deposits classified as financial assets at FVTPL

The Company carries its investments in special savings deposits classified as financial assets at fair value, which requires use of accounting estimates and judgment. Since market interest rate is a significant component of fair value measurement, fair value would differ if the Company applied a different set of reference rates in the valuation methodology of the financial assets and financial liability, respectively. Any change in the fair value of these financial assets would affect profit or loss and equity.

As at December 31, 2021 and 2020, the carrying amounts of investments in special savings deposits classified as financial assets at FVTPL amounted to \$3,337,800 and \$12,002,500, respectively, as disclosed in Note 8.

6. CASH AND CASH EQUIVALENTS

This account consists of:

	2021	2020
Cash in banks	\$31,449,447	\$20,641,431
Cash equivalents	9,997,979	4,004,300
	<u>\$41,447,426</u>	<u>\$24,645,731</u>

Cash in banks earned interest amounting to \$185, \$567 and \$791 in 2021, 2020 and 2019, respectively, at an average rate of 0.00%, 0.01% and 0.10%, respectively, as disclosed in Note 16.

Cash equivalents are short-term, highly liquid investments that are readily convertible to known amounts of cash and which are subject to an insignificant risk of changes in value. The Company classifies an investment as cash equivalent if that investment has a maturity of three months or less from the date of acquisition.

Cash equivalents earned interest amounting to \$1,780, \$13,852 and \$85,187 at an average interest rates of 0.28%, 0.23% and 0.53% in 2021, 2020 and 2019, respectively, as disclosed in Note 16. Accrued interest receivable amounted to nil and \$56,002 as at December 31, 2021 and 2020, respectively, as disclosed in Note 7.

7. ACCRUED INTEREST RECEIVABLE

This account consists of accrued interest on the following:

	Notes	2021	2020
Corporate bonds	9	\$1,046,820	\$338,555
Special savings deposits	8	7,174	-
Cash equivalents	6	-	56,002
		<u>\$1,053,994</u>	<u>\$394,557</u>

Collection of interest depends on the scheduled interest payments of each asset held.

8. FINANCIAL ASSETS AT FAIR VALUE THROUGH PROFIT OR LOSS

This account consists of:

	2021	2020
Special savings deposits	\$3,337,800	\$ 12,002,500
Investments in unit investment trust funds (UITF)	201,270	9,464,678
	<u>\$3,539,070</u>	<u>\$21,467,178</u>

Financial assets at FVTPL are composed of investments in UITF and dollar-denominated special savings deposits.

Investments in UITF are placed in universal bank and are redeemable anytime. Special savings deposits have contractual maturities of more than three months.

The Company recognized dividend income from investments in UITF amounting to nil, \$3,139 and nil in 2021, 2020 and 2019, respectively.

Interest income earned on special savings deposits amounted to \$48,469, \$65,881 and \$57,630 in 2021, 2020 and 2019, respectively, as disclosed in Note 16. Average interest rates earned on these investments are also disclosed in Note 16. Accrued interest receivable amounted to \$7,174 and nil as at December 31, 2021 and 2020, respectively, as disclosed in Note 7.

Net gains and losses on investments recognized in profit or loss arising from financial assets at FVTPL are as follows:

	2021	2020	2019
Net realized gains (losses) on equity securities	\$ 33,846	(\$ 31,152)	\$20,031
Net unrealized gain (losses) on equity securities	(13,408)	(10,223)	22,923
Net unrealized gain on fixed-income securities	-	20,389	-
	(13,408)	10,166	22,923
	\$ 20,438	(\$ 20,986)	\$42,954

The movements in the financial assets at FVTPL are summarized as follows:

	2021	2020	2019
Balance, January 1	\$ 21,467,178	\$ 10,799,986	\$ 1,403,121
Additions	940,030,669	44,212,345	16,617,300
Disposal	(957,945,369)	(33,555,319)	(7,243,358)
Unrealized gains (losses)	(13,408)	10,166	22,923
	\$ 3,539,070	\$ 21,467,178	\$10,799,986

Special savings deposit amounting to \$3,337,800 and \$12,002,500 as at December 31, 2021 and 2020, respectively, are due in one year or less.

9. FINANCIAL ASSETS AT AMORTIZED COST - net

This account consists of:

	Note	2021	2020
Current			
Corporate bonds		\$65,803,468	\$ 6,938,520
Commercial papers		39,969,823	-
Treasury bills		-	12,368,784
Treasury notes		-	1,041,268
		105,773,291	20,348,572
Non-current			
Corporate bonds		34,225,696	26,369,577
Allowance for impairment	21	(82,593)	-
		34,143,103	26,369,577
		\$139,916,394	\$46,718,149

The following are the principal amounts and unamortized premium (discount):

	2021	2020
Principal amount	\$140,870,385	\$46,377,000
Unamortized premium (discount)	(871,398)	341,149
	<u>\$139,998,987</u>	<u>\$46,718,149</u>

The movements in the financial assets at amortized cost investments are summarized as follows:

	Note	2021	2020	2019
Balance, January 1		\$ 46,718,149	\$ 17,902,336	\$ 4,934,660
Additions		205,248,856	60,291,467	21,282,251
Maturities		(43,182,930)	(14,353,000)	(8,233,000)
Disposal		(67,890,638)	(16,450,597)	-
Amortization of premium		(894,450)	(672,057)	(81,575)
Allowance for impairment	21	(82,593)	-	-
Balance, December 31		<u>\$139,916,394</u>	<u>\$46,718,149</u>	<u>\$17,902,336</u>

Realized gains from sale of financial assets at amortized cost amounting to \$206,833, \$77,972, and nil in 2021, 2020, and 2019, respectively, are part of the net realized gains on investment as presented in the statements of comprehensive income. The disposal of financial assets of the Company is attributable to an isolated event that is beyond the **Company's** control, is non-recurring and could not have been reasonably anticipated by the Company. The main reason for the disposal is to raise cash for anticipated redemptions or to shift to higher-rated securities to improve asset quality of the Company.

Interest income earned on financial assets at amortized cost investments amounted to \$1,541,216, \$1,057,473 and \$350,570 in 2021, 2020 and 2019, respectively, as disclosed in Note 16. The average interest rates of financial assets at amortized cost investments are also disclosed in Note 16. Accrued interest receivables amounted to \$1,046,820 and \$338,555 as at December 31, 2021 and 2020, respectively, as disclosed in Note 7.

The amortization of discount and premium of financial assets at amortized cost investments are summarized as follows:

	2021	2020
Amortization of premium	(\$52,820,945)	(\$839,287)
Amortization of discount	51,926,495	167,230
	<u>(\$ 894,450)</u>	<u>(\$672,057)</u>

The following presents the breakdown of the maturity profile of the principal amounts of financial assets at amortized cost:

	2021	2020
Due in one year or less	\$106,471,651	\$20,360,000
Due after one year through five years	34,398,734	26,017,000
	<u>\$140,870,385</u>	<u>\$46,377,000</u>

10. ACCRUED EXPENSES AND OTHER PAYABLES

This account consists of:

	2021	2020
Filing and registration fees payable	\$102,618	\$ 79,895
Due to investors	25,535	673,165
Withholding and documentary stamp taxes	6,843	3,423
Custodianship fees	3,675	1,119
Professional fees	1,516	2,045
	\$140,187	\$759,647

Filing and registration fees payable pertains to the amount payable to SEC in relation **with the Company's authorized capital stock increase application**. Filing and registration fees incurred in relation with the Company's authorized capital stock application amounted to \$18,165 and \$58,238 in 2021 and 2020, respectively.

Due to investors account pertains to amounts payable to investors for the redemption of their investments processed on or before the reporting period, which are usually paid one day after the transaction date.

11. RELATED PARTY TRANSACTIONS

In the normal course of business, the Company transacts with entities which are considered related parties under PAS 24, *Related Party Disclosures*.

The related parties below hold the following number of shares and current value of the Company as at December 31, 2021 and 2020:

Related party	2021		2020	
	Number of shares	Current Value	Number of shares	Current Value
SLOCPI				
DFFS	7,343,672	\$7,788,699	4,376,501	\$ 4,605,830
SLAMCI				
DFFS	2,213,740	2,347,893	2,213,740	2,329,740
Sun Life Grepa Financial, Inc.				
DFFS	2,586,460	2,743,199	3,596,540	3,784,999
Sun Life Prosperity Dollar Abundance Fund, Inc.				
DFFS	1,104,226	1,171,143	-	-
Sun Life Prosperity Dollar Advantage Fund, Inc.				
DFFS	895,888	950,179	-	-
Sun Life Prosperity Dollar Wellspring Fund, Inc.				
DFFS	160,317	170,032	-	-

Subscriptions of related parties classified as DFFS are recorded at historical cost. It will be reclassified into ACS once the SEC approves the application for increase in ACS. These are non-interest bearing and are settled in cash based on the current NAVPS of the Company one day after the date of their redemptions.

The details and amounts of transactions with related parties are set out below:

Nature of Transaction	Transactions During the Year			Outstanding Balances (Payable)		Terms	Condition	Notes
	2021	2020	2019	2021	2020			
SLAMCI - Fund Manager								
Management, distribution and transfer fees	\$581,511	\$264,492	\$88,776	\$61,430	\$29,597	Non-interest bearing; Annual rate of 0.40% of average daily net assets; settled in cash on or before the 15th day of the following month	Unsecured; Unguaranteed	a
Key Management Personnel								
Directors' fee	7,976	6,362	5,269	-	-	Payable on demand; Settled in cash	Unsecured; Unguaranteed	b
Entities Under Common Control								
Sun Life Grepa Financial, Inc. Purchase	-	1,059,933	-	-	-			
Sun Life Prosperity Dollar Abundance Fund, Inc. Sale	-	1,332,177	-	-	-			
Purchase	-	2,044,140	936,193	-	-			
Sun Life of Canada Philippines, Inc. Sale	-	178,891	-	-	-			
Grepalife Asset Management Corporation Purchase	-	-	308,877	-	-	Non-interest bearing; Settled in cash on the day of transaction	Unsecured; Unguaranteed	c

Details of the Company's related party transactions are as follows:

a) Investment Management

The Company appointed SLAMCI as its fund manager, adviser, administrator, distributor and transfer agent that provides management, distribution and all required operational services.

Under the Management and Distribution Agreement (MDA), SLAMCI receives aggregate fees for these services at an annual rate of 0.125% of the net assets attributable to shareholders on each valuation day. Moreover, under the Transfer Agency Agreement, SLAMCI receives aggregate fees for these services at an annual rate of 0.15% of the net assets attributable to shareholders on each valuation day.

On September 22, 2020, the Company and SLAMCI amended its MDA and Transfer Agency Agreement based on the provisions of ICA 2018 IRR (Implementing Rules and Regulations of the Investment Company Act 2018) published by the SEC on January 11, 2018. The agreements shall remain in effect for a period of 2 years from July 31, 2020 and shall continue in effect from year to year as approved by the respective Board of Directors of the Company and SLAMCI.

Management, transfer and distribution fees charged by SLAMCI to the Company in 2021, 2020 and 2019 amounted to \$581,511, \$264,492 and \$88,776, respectively. Accrued management fees as at December 31, 2021 and 2020 amounted to \$61,430 and \$29,597 **shown as "Payable to fund manager" in the statements of financial position.**

b) Remuneration of Directors

Remuneration of directors is presented in the statements of comprehensive income **under "Directors' fees"** amounting to \$7,976, \$6,362 and \$5,269 in 2021, 2020 and 2019, respectively, which are usually paid to directors based on the meetings held and attended. There were no accrued directors' fees as at December 31, 2021 and 2020.

Except for the Board of Directors, the Company has no key management personnel and **employees. Pursuant to the Company's Management and Distribution Agreement with SLAMCI, the latter provides all the staff of the Company, including executive officers and other trained personnel.**

c) Purchase and Sale of Investments

These types of transactions are buy and sell of the same security between portfolios of two separate affiliated legal entities and whose assets are managed by Investments Department until July 25, 2021 and Sun Life Investment Management and Trust Corporation from July 26, 2021 onwards. Portfolio Managers determine that this is appropriate and in the best interest of certain portfolios and ensure that the trade will be executed in a manner that is fair and equitable to both parties involved in the cross trade.

12. FINANCIAL LIABILITY AT FAIR VALUE THROUGH PROFIT OR LOSS

In 2019, the Company received DFFS amounting to \$3,714,046 equivalent to 3,581,184 shares, which were classified as liability since the Company does not have sufficient ACS to accommodate the subscriptions.

Accordingly, the Company designated the DFFS as financial liability measured at FVTPL amounting to \$3,714,404 as at December 31, 2019. The DFFS in 2019 was valued based on the December 31, 2019 net asset value per share (NAVPS) of \$1.0372 and the Company recognized a fair value loss on financial liability designated as FVTPL amounting to \$358 in 2019 as shown in the statements of comprehensive income.

In 2020, the Company reclassified to equity the deposit for future stock subscriptions recorded under this account since the Company has met all of the conditions required for such to be recognized as equity as disclosed in Note 13.

13. EQUITY

Movements are as follows:

	2021		2020		2019	
	Shares	Amount	Shares	Amount	Shares	Amount
Authorized: at P1.00 par value	12,000,000	P 12,000,000	12,000,000	P 12,000,000	12,000,000	P12,000,000
Issued and fully paid:						
At January 1	11,982,343	\$ 257,620	11,910,003	\$ 256,065	5,993,690	\$ 128,864
Issuance during the year	-	-	506	11	4,921	106
Transfer of shares from DFFS	7,362	7,659	71,834	1,544	5,911,392	127,095
At December 31	11,989,705	\$265,279	11,982,343	\$ 257,620	11,910,003	\$ 256,065
Treasury shares:						
At January 1	786	\$ 827	268,348	\$ 277,984	208,756	\$ 211,686
Acquired during the year	1,686,354	1,782,921	3,708,975	3,876,499	7,598,776	7,821,505
Reissuance	(1,681,604)	(1,778,289)	(3,976,537)	(4,153,656)	(7,254,063)	(7,460,847)
Reissuance of treasury shares from DFFS	-	-	-	-	(285,121)	(294,360)
At December 31	5,536	\$ 5,459	786	\$ 827	268,348	\$ 277,984
DFFS:						
At January 1	75,848,781	\$ 79,443,982	24,888,231	\$ 25,749,746	5,706,941	\$ 5,771,375
Receipts	309,398,200	327,353,866	134,994,853	141,154,873	50,562,532	52,163,940
Redemptions	(222,143,546)	(234,506,240)	(87,543,653)	(91,070,979)	(25,184,729)	(25,810,303)
Issuance of shares during the year	-	-	-	-	(5,911,392)	(6,085,990)
Reissuance of treasury shares from DFFS	-	-	-	-	(285,121)	(289,276)
Transfer of DFFS liability to equity	-	-	3,581,184	3,714,404	-	-
Transfer to ACS	(7,362)	(7,659)	(71,834)	(104,062)	-	-
At December 31	163,096,073	\$172,283,949	75,848,781	\$ 79,443,982	24,888,231	\$25,749,746

Incorporation

The Company was incorporated on January 16, 2017 with 6,000,000 authorized shares at par value of P1.00 per share.

Approved changes

On February 23, 2017, the shareholders and Board of Directors approved the blanket increase of the **Company's authorized share capital up to 100,000,000 shares with a par value of P1.00 per share.**

The increase will be implemented by the Chairman of the Board of Directors and President of SLAMCI acting jointly in tranches.

Pending Application for 6,000,000 additional shares

On July 24, 2018, the Chairman of the Board of Directors of the Company and the President of SLAMCI jointly approved the first tranche of increase in authorized share capital by P6,000,000 divided into 6,000,000 shares at a par value of P1.00 per share.

On September 14, 2018, the Company's application for increase in ACS for 6,000,000 shares was filed/presented with the SEC.

On October 24, 2018, the Company received SEC evaluator's comments and additional requirements on the 6,000,000 ACS increase application.

On July 29, 2019, the Company's application for 6,000,000 increase in ACS was approved by the SEC.

As at July 29, 2019, the Company reclassified the 6,000,000 DFFS to subscribed capital stock.

On August 27, 2020, the Company paid P309,938 to SEC for the registration statement (RS) fee of 6,000,000 shares.

On January 22, 2021, the Company received comments from the SEC-CGFD on the Company's Q3 2020 UIFS and 2019 AFS in relation to the 6,000,000 shares increase.

On February 18, 2021, the Company submitted its response letter via email to SEC-CGFD.

On March 17, 2021, the Company filed its amended registration statement for the registration of the approved 6,000,000 shares increase.

Currently, the Company is waiting for feedback from SEC-CGFD on the documents provided.

Pending Application for 25,000,000 additional shares

On August 19, 2019, the Chairman of the Board of Directors of the Company and the President of SLAMCI, jointly approved the second tranche of increase in authorized capital stock by P25,000,000 divided into 25,000,000 shares at the par value of P1.00 per share.

On September 30, 2019, the Company's application for increase in ACS for 25,000,000 shares was filed/presented with the SEC.

In 2020, the Company engaged Reyes Tacandong & Co (RTC) to render its professional services in providing assistance to the Company in submission of documents as required by the SEC for the approval of 25,000,000 additional shares.

On October 28, 2020, the Company received comments from SEC for the Company's application for increase in ACS of 25,000,000 shares.

On June 29, 2021, the Company submitted to SEC-CRMD the documentary requirements in the list received by the Company on October 28, 2020.

On October 11, 2021, the Company received CGFD's monitoring findings and comment list on the AOI and By Laws dated October 8, 2021.

Currently, the Company is waiting for feedback from SEC-CRMD.

Pending Application for 60,000,000 additional shares

On August 12, 2020, the Chairman of the Board of Directors of the Company and the President of SLAMCI, jointly approved the third tranche of increase in authorized capital stock by P60,000,000.00 divided into 60,000,000 shares at the par value of P1.00 per share.

On September 30, 2020, the Company's application for increase in ACS for 60,000,000 shares was filed/presented with the SEC.

On October 14, 2020, the Company received the monitoring clearance from SEC-CGFD dated October 5, 2020.

On May 10, 2021, SEC required the submission of the Company's 2020 audited financial statements (AFS).

On June 22, 2021, the Company provided to SEC the scanned copy of **the Company's** 2020 AFS.

Currently, the Company is waiting for feedback from SEC-CRMD.

Pending Application for 100,000,000 additional shares

On October 20, 2021, the President of the Company and SLAMCI, jointly approved the fourth tranche of increase in authorized capital stock by Php100,000,000.00 divided into 100,000,000 shares at the par value of Php 1.00 per share.

On December 27, 2021, the Company's application for increase in ACS for 100,000,000 shares was filed/presented with the SEC.

Currently, the Company is waiting for feedback from SEC-CRMD.

Current state

DFFS received in cash amounting to \$172,283,949, \$79,443,982 and \$25,749,746 as at December 31, 2021, 2020 and 2019, respectively, were classified as equity since the Company has met all of the conditions required for such recognition.

The outstanding shares classified as DFFS as at December 31, 2021, 2020 and 2019 are **held by the Company's shareholders** and related parties as disclosed in Note 11.

As at December 31, 2021, the Company has 11,984,169 issued and outstanding shares out of the 12,000,000 ACS with a par value of P1.00 per share.

The annual summary of the transactions of the Company's outstanding shares is as follows:

Year	NAVPS, end	Issuances	Redemptions	Balances
2017	\$0.9987	2,356,784	-	2,356,784
2018	\$1.0159	11,001,003	(1,865,912)	11,491,875
2019	\$1.0383	57,821,516	(32,783,505)	36,529,886
2020	\$1.0536	142,553,080	(91,252,628)	87,830,338
2021	\$1.0608	311,079,804	(223,829,900)	175,080,242

The total number of shareholders as at December 31, 2021, 2020 and 2019 are 2,523, 1,627 and 958, respectively.

Redeemable shares

Redeemable shares carry one vote each, and are subject to the following:

- a. Distribution of dividends

Each shareholder has a right to any dividends declared by the Company's Board of Directors and approved by 2/3 of its outstanding shareholders.

b. Denial of pre-emptive rights

No shareholder shall, because of his ownership of the shares, has a pre-emptive or other right to purchase, subscribe for, or take any part of shares or of any other securities convertible into or carrying options or warrants to purchase shares of the registrant.

c. Right of redemption

The holder of any share, upon its presentation to the Company or to any of its duly authorized representatives, is entitled to receive, by way of redemption, **approximately his proportionate share of the Company's current net assets or the cash equivalent thereof.** Shares are redeemable at any time at their net assets value less any applicable sales charges and taxes.

14. ADDITIONAL PAID-IN CAPITAL

Additional paid-in capital of \$10,890,092, \$11,423,301 and \$11,672,732 as at December 31, 2021, 2020 and 2019, respectively, pertains to excess payments over par value from investors and from reissuance of treasury shares.

15. NET ASSET VALUE PER SHARE

NAVPS is computed as follows:

	Note	2021	2020
Total equity		\$185,719,103	\$92,538,210
Outstanding shares	13	175,080,242	87,830,338
		\$1.0608	\$1.0536

NAVPS is based on issued, outstanding and fully paid shares minus treasury shares plus deposits for future stock subscriptions classified as equity. The expected cash outflow on redemption of these shares is equivalent to computed NAVPS as at reporting period.

16. INTEREST INCOME

This account consists of interest income on the following:

	Notes	2021	2020	2019
Fixed-income securities	9	\$1,541,216	\$1,057,473	\$350,570
Special savings deposits	8	48,469	65,881	57,630
Cash equivalents	6	1,780	13,852	85,187
Cash in banks	6	185	567	791
		\$1,591,650	\$1,137,773	\$494,178

Interest income is recorded gross of final withholding tax which is shown as "Income tax expense (benefit)" account in the statements of comprehensive income.

Average interest rates of investments and cash and cash equivalents in 2021, 2020 and 2019 are as follows:

	Notes	2021	2020	2019
Fixed-income securities	9	1.66%	1.88%	2.72%
Special savings deposits	8	0.31%	0.11%	2.38%
Cash equivalents	6	0.28%	0.23%	0.53%
Cash in banks	6	0.00%	0.01%	0.10%

Interest income earned on financial assets, analyzed by category, is as follows:

	Notes	2021	2020	2019
Financial assets at amortized cost	9	\$1,541,216	\$1,057,473	\$350,570
Financial assets at FVTPL	8	48,469	65,881	57,630
Cash and cash equivalents	6	1,965	14,419	85,978
		\$1,591,650	\$1,137,773	\$494,178

17. EARNINGS PER SHARE

The calculation of the basic and diluted earnings per share is based on the following data:

	2021	2020	2019
Total comprehensive income for the year	\$871,108	\$883,893	\$420,053
Weighted average number of shares:			
Issued and outstanding	11,924,098	11,759,721	5,839,778
Potential dilutive shares	122,830,872	50,523,517	12,229,832
Weighted average number of outstanding shares	134,754,970	62,283,238	18,069,610
Basic earnings per share	\$0.073	\$0.075	\$0.072
Diluted earnings per share	\$0.007	\$0.017	\$0.023

The DFFS as at December 31, 2021, 2020 and 2019 are dilutive, therefore, diluted earnings per share is lower than the basic earnings per share.

18. FAIR VALUE OF FINANCIAL INSTRUMENTS

Assets and liabilities measured at fair value on a recurring basis

The following table provides an analysis of financial instruments that are measured subsequent to initial recognition at fair value, grouped into levels 1 to 3 based on the degree to which the inputs to fair value are observable.

	Notes	Level 1	Level 2	Total
December 31, 2021				
Financial Assets				
Special savings deposits	8	\$ -	\$3,337,800	\$3,337,800
Investments in UITF	8	201,270	-	201,270
		\$ 201,270	\$3,337,800	\$3,539,070
December 31, 2020				
Financial Asset				
Special savings deposits	8	\$ -	\$12,002,500	\$12,002,500
Investments in UITF	8	9,464,678	-	9,464,678
		\$9,464,678	\$12,002,500	\$21,467,178

Investments in UITFs are valued at their published Net Asset Values per Unit (NAVPU) and NAVPS, respectively, as at reporting date.

The fair value of the special savings deposits is based on discounted cash flow analysis using prevailing market interest rates. However, due to their short term maturity, their carrying amounts approximate their fair values."

There were no transfers between Level 1 and 2 in 2021 and 2020.

Financial assets and liabilities not measured at fair value

The following financial assets and financial liabilities are not measured at fair values on recurring basis but the fair value disclosure is required:

	Notes	Carrying Amounts	Fair Values			Total
			Level 1	Level 2	Level 3	
December 31, 2021						
Financial Assets						
Cash in banks	6	\$ 31,449,447	\$31,449,447	\$ -	\$ -	\$ 31,449,447
Cash equivalents	6	9,997,979	-	9,997,979	-	9,997,979
Financial assets at amortized cost	9	139,916,394	-	-	135,841,103	135,841,103
Accrued interest receivable	7	1,053,994	-	1,053,994	-	1,053,994
		\$182,417,814	\$31,449,447	\$11,051,973	\$135,841,103	\$178,342,523
Financial Liabilities						
Accrued expenses and other payables	10	\$30,726	\$ -	\$30,726	\$ -	\$30,726
Payable to fund manager	11	61,430	-	61,430	-	61,430
		\$92,156	\$ -	\$92,156	\$ -	\$92,156
December 31, 2020						
Financial Assets						
Cash in banks	6	\$20,641,432	\$20,641,432	\$ -	\$ -	\$20,641,432
Cash equivalents	6	4,004,300	-	4,004,300	-	4,004,300
Financial assets at amortized cost	9	46,718,149	-	-	47,325,808	47,325,808
Accrued interest receivable	7	394,557	-	394,557	-	394,557
		\$71,758,438	\$20,641,432	\$4,398,857	\$47,325,808	\$72,366,097
Financial Liabilities						
Accrued expenses and other payables	10	\$ 676,329	\$ -	\$ 676,329	\$ -	\$ 676,329
Payable to fund manager	11	29,597	-	29,597	-	29,597
		\$ 705,926	\$ -	\$ 705,926	\$ -	\$ 705,926

Cash in banks, cash equivalents, accrued interest receivable, accrued expenses and other payables, and payable to fund manager have short-term maturities, hence, their carrying amounts are considered their fair values.

The difference between the carrying amount of accrued expenses and other payables disclosed in the statements of financial position and the amount disclosed in this note pertains to withholding and documentary stamp taxes and filing and registration fees payable that are not considered financial liabilities.

The fair values of financial assets at amortized cost were determined based on the **discounted cash flow analysis using the Company's estimated cost of borrowing ranging** from 1.96% to 2.48% for loans with less than one year maturity and loans maturing in five years, respectively, for 2021 and 1.71% to 2.67% for loans with less than one year maturity and loans maturing in five years, respectively, for 2020.

There were no transfers between Levels 1, 2 and 3 in 2021. In 2020, transfer from Level 2 to Level 3 in financial assets at amortized cost is due to the unavailability of related **market prices sources, thus, the Company's estimated cost of borrowing was used.**

19. INCOME TAX EXPENSE (BENEFIT)

Details of income tax expense (benefit) are as follows:

	2021	2020	2019
Current taxes			
Final tax	\$ 7,445	\$ 12,046	\$ 21,538
RCIT	170,883	-	-
	178,328	12,046	21,538
Deferred tax expense (benefit)	39,703	(61,046)	(40,793)
Effects of change in tax rate	16,972	-	-
	56,675	(61,046)	(40,793)
	\$235,003	(\$ 49,000)	(\$ 19,255)

The reconciliation between tax expense and the product of accounting profit multiplied by 25% in 2021 and 30% in 2020 and 2019 is as follows:

	2021	2020	2019
Accounting profit before tax	\$1,106,111	\$834,893	\$400,798
Tax expense at 25% in 2021 and 30% in 2020 and 2019	\$276,528	\$250,468	\$120,239
Adjustment for income subject to lower tax rate	(4,963)	(282,372)	(126,715)
Tax effects of:			
Unrecognized Net Operating Loss Carry-Over (NOLCO)	(12,343)	-	-
Net unrealized loss on financial liability at FVTPL	-	-	107
Net realized gains on investments	(44,543)	(14,046)	(6,009)
Net unrealized gains/losses on investments	3,352	(3,050)	(6,877)
Changes in current tax expense due to the change in income tax rate	16,972	-	-
	\$ 235,003	(\$49,000)	(\$ 19,255)

On March 26, 2021, the Republic Act (RA) 11534 also known as **“Corporate Recovery and Tax Incentives for Enterprises Act”** or **“CREATE” Act** was passed into law which reduced the corporate income tax rates and rationalized the current fiscal incentives by making it time-bound, targeted and performance-based.

Among others, the Act includes the following significant revisions:

1. Effective July 1, 2020, domestic corporations with total assets not exceeding P100 million and net taxable income of P5 million and below shall be subject to 20% income tax rate while the other domestic corporations and resident foreign corporations will be subject to 25% tax income tax rate;
2. Minimum corporate income tax (MCIT) rate is reduced to from 2% to 1% from July 1, 2020 to June 30, 2023;

The tax rate used in the reconciliations above is the corporate tax rate of 25% in 2021 and 30% in 2020 and 2019 payable by the Company.

Deferred taxes

The following is the composition of deferred tax asset recognized by the Company:

	Accrued Expense	Allowance for Impairment	NOLCO	Total
January 1, 2019	\$ -	\$ -	\$ -	\$ -
Charged to profit or loss	6,497	-	34,296	40,793
December 31, 2019	6,497	-	34,296	40,793
Charged to profit or loss	17,472	-	43,574	61,046
December 31, 2020	23,969	-	77,870	101,839
Charged to profit or loss 2021	4,541	20,648	(64,892)	(39,703)
Effect of change in tax rate	(3,994)	-	(12,978)	(16,972)
December 31, 2021	\$24,516	\$20,648	\$ -	\$45,164

Details of the Company’s NOLCO from previous years are as follows (in Philippine Peso):

Year Incurred	Year of Expiry	Beginning Balance	Addition	Expired	Applied	2021 Balance
2018	2021	P2,597,944	P -	P -	P2,597,944	P -
2019	2022	5,803,278	-	-	5,803,278	-
		P9,361,938	P -	P -	P9,361,938	P -

Details of the Company's NOLCO covered by Revenue Regulation (RR) No. 25-2020 is as follows (in Philippine Peso) :

Year Incurred	Year of Expiry	Beginning Balance	Addition	Expired	Applied	2021 Balance
2020	2025	P6,981,168	P -	P -	P6,981,168	P -

Pursuant to Section 4 COVID-19 Response and recovery Interventions paragraph (bbbb) of Republic Act No. 11494 also known as "Bayanihan to Recover As One Act" and to RR No. 25-2020 of Bureau of Internal Revenue, the NOLCO incurred by the Company for taxable years 2020 and 2021 shall be carried over as a deduction from gross income for the next five consecutive taxable years immediately following the year of such loss.

Based on Management's expectation of the Company's future taxable income, the Company recognizes deferred tax asset only to the extent that future taxable income will be available against which it can be utilized.

The Company's interest income from cash in banks and cash equivalents is already subjected to final tax while interest income from fixed-income securities, except for foreign-issued debt instruments which are subject to RCIT, are tax-exempt.

Realized gains on redemption of investments in UITFs are exempted from tax and are therefore excluded from the computation of taxable income subject to RCIT.

20. CONTINGENCIES

The Company has no pending legal cases as at December 31, 2021 and 2020 that may have a material effect on the Company's financial position and results of operations.

21. FINANCIAL RISK MANAGEMENT

The Company's activities expose it to a variety of financial risks: market risk, which includes interest rate risk and equity price risk, credit risk and liquidity risk. The Fund Manager exerts best efforts to anticipate events that would negatively affect the value of the Company's assets and takes appropriate actions to counter these risks. However, there is no guarantee that the strategies will work as intended. The policies for managing specific risks are summarized below.

Market risk

The Company's activities expose it primarily to the financial risks of changes in interest rates and movements in NAVPU of investment in UITF. The Company has insignificant exposure to foreign exchange risk since foreign currency denominated transactions are minimal. There has been no change on the manner in which the Company manages and measures these risks.

Interest rate risk

Interest rate risk refers to the possibility that the fair value or future cash flows of a financial instruments will fluctuate because of changes in market interest.

The primary source of the Company's interest rate risk relates to cash and cash equivalent, special savings deposits and fixed-income securities. The interest rates of these financial assets are disclosed in Notes 6 and 16.

The risk is managed by the Fund Manager by actively monitoring the prevailing interest rate environment. The duration of the portfolio is reduced during periods of rising rates and widening credit spreads to maximize interest income potential. Conversely, the same is increased during periods of falling rates and narrowing credit spreads.

A 50 basis points increase or decrease in the interest rates had been determined for sensitivity analysis based on the exposure to interest rates for financial assets at FVTPL and financial assets at amortized cost at the end of each reporting period. The same is used for reporting interest rate risk internally to key management personnel and **represents Management's assessment of the reasonable effect of the maximum possible movement in interest rates.**

The following table details the increase or decrease in net income after tax if interest rates had been 50 basis points higher or lower and all other variables are held constant, **the Company's profit or loss for the years ended 2021, 2020 and 2019:**

Change in Interest Rates	Increase (Decrease) in Net Profit(Loss)		
	2021	2020	2018
+50 basis	\$144,691	\$146,096	\$56,220
-50 basis	(\$144,691)	(\$146,096)	(\$56,220)

In **Management's opinion, the** sensitivity analysis is unrepresentative of the inherent interest rate risk because the exposure at the end of the reporting period does not reflect the exposure during the year.

Equity price risk

The Company is exposed to equity price risks arising from investments in UITF.

The risk is managed by the Fund Manager by actively monitoring the movements in NAVPU of investments in UITF.

Based on the exposure to equity price risk at the end of each reporting period, if NAVPU investments had been 2% higher or lower, profit or loss would have increased or decreased by \$4,007, \$188,446 and \$202,080 in 2021, 2020 and 2019, respectively.

Other than interest rate and equity price risks discussed above, there are no other market risks which significantly **affect the Company's performance.**

In **Management's opinion, the sensitivity analysis is a representative of the inherent equity price risk** because the exposure at the end of the reporting period does not reflect the credit exposure during the year.

Credit risk

Credit risk refers to the risk that the counterparty will default on its contractual obligations resulting in financial loss to the Company. The Company has adopted a policy of dealing only with creditworthy counterparties as a means of mitigating the risk of financial loss from defaults, and transacts only with entities that are rated with the **equivalent of investment grade of "High" down to "Low". This information is supplied by independent rating agencies, when available.** If the information is not available, the Company uses other publicly available financial information and its own trading records **to rate its major counterparties. The Company's exposure and the credit ratings of its counterparties are continuously monitored and the aggregate value of transactions concluded is spread among approved counterparties.**

The carrying amounts of financial assets recorded in the financial statements represent **the Company's maximum exposure to credit risk:**

	Notes	2021	2020
Cash in banks	6	\$ 31,449,447	\$20,641,432
Cash equivalents	6	9,997,979	4,004,300
Special savings deposits	8	3,337,800	12,002,500
Financial assets at amortized cost	9	139,916,394	46,718,149
Accrued interest receivable	7	1,053,994	394,557
		\$185,755,614	\$83,760,938

ECL measurement

In 2021 and 2020, ECLs are a probability-weighted estimate of credit losses (i.e. the present value of all cash shortfalls) over the expected life of the financial instrument.

PFRS 9 outlines a 'three-stage' model for impairment based on changes in credit quality since initial recognition. The Company's current credit risk grading framework comprises the following categories:

Category	Description	Basis for recognizing expected credit losses
Stage 1	The counterparty has a low risk of default and does not have any past-due amounts or that the financial instrument is not credit-impaired on initial recognition	12m ECL
Stage 2	There has been a significant increase in credit risk since initial recognition but not yet deemed to be credit-impaired	Lifetime ECL - not credit-impaired
Stage 3	There is evidence indicating that the debtor is in severe financial difficulty and the Company has no realistic prospect of recovery or that the financial instrument is credit-impaired	Lifetime ECL - credit-impaired

Measuring ECL – Explanation of inputs, assumptions and estimation techniques

The ECL is determined by projecting the PD, LGD and exposure at default (EAD) for each future month and for each individual exposure or collective segment. These three components are multiplied together and adjusted for the likelihood of survival (i.e. the exposure has not prepaid or defaulted in an earlier month). This effectively calculates an ECL for each future month, which is then discounted back to the reporting date and summed. The discount rate used in the ECL calculation is the original effective interest rate or an approximation thereof.

The maturity profile is based on historical observed data and is assumed to be the same across all assets within a portfolio and credit grade band. This is supported by historical analysis.

Given that the Company currently has no history of default on their portfolio, a model which incorporates internal default experience is not feasible. For the 12M and Lifetime PD, the Company use external benchmarking of current internal credit ratings to **Standard and Poor's using one-year transition matrices in S&P's Annual Global Corporate Default Study and Rating Transition reports**. From the transition matrices, cumulative PDs are identified. The overall PD for a specific time horizon is calculated from the cumulative PD, by determining the marginal PD and taking the conditional probability of default given that it has not yet defaulted prior to the said time horizon. The resulting overall PDs are the values that will act as components in ECL calculation. The Lifetime PD is developed by analysis of the transition matrices over the maximum life of active loans, which is 12 years.

The table below summarizes the current internal credit rating equivalence system of the Company.

Summary rating	Internal credit rating	S&P rating
High	AAA	AAA
High	AA	AA- to AA+
High	A	A- to A+
High	BBB	BBB- to BBB+
Satisfactory	BB	BB- to B+
Acceptable	B	B- to B+
Low	CCC/C	CCC- to CCC+

The 12M and lifetime EADs are determined based on the contractual repayments owed by the borrower over the 12month or lifetime basis. This will also be adjusted for any expected overpayments made by the borrower. The Company does not have an undrawn component for any of its debt instruments.

For the 12M and lifetime LGDs, considering the availability of related information, the Company use the external estimates sourced from **Standard and Poor's**.

The table below summarized the LGD value for each category of financial assets at amortized costs.

Category	LGD value
Term Loans	27.00%
Senior Secured Bonds	35.00%
Senior Unsecured Bonds	48.00%
Subordinated Bonds	71.00%
Junior Subordinated Bonds	82.00%

Forward-looking information incorporated in the ECL models

The assessment of significant increase in credit rating and the calculation of ECL both incorporate forward-looking information. The Company has performed historical analysis and identified the key economic variables impacting credit risk and ECL for each portfolio. The Company assessed that the key economic variables are unemployment rates for 2021 and 2020.

These economic variables and their associated impact on the PD, EAD and LGD vary by financial instrument. Expert judgment has also been applied in this process. Forecasts **of these economic variables (the "base economic scenario") are based on the economic data from the International Monetary Fund (IMF) from year 2022 until 2026.** The impact of these economic variables on the PD, EAD and LGD has been determined by performing statistical regression analysis to understand the impact changes in these variables have had historically on default rates and on the components of EAD and LGD.

In addition to the base economic scenario, the best value economically spanning from the historical years is taken (upside forecasts). A similar approach applies for the downside forecasts. The scenario weightings are determined by a combination of statistical analysis and expert credit judgement, taking account of the range of possible outcomes each chosen scenario is representative of. The per-scenario Forward Looking Adjustments were assigned probability weights of 70% for the base scenario and 15% for each of the upside and downside forecast in 2021 and 50% for the base scenario, and 25% for each of the upside and downside forecast in 2020.

As with any economic forecasts, the projections and likelihoods of occurrence are subject to a high degree of inherent uncertainty and therefore the actual outcomes may be significantly different to those projected. The Company considers these forecasts to represent its best estimate of the possible outcomes and has analyzed the non-linearities **and asymmetries within the Company's different portfolios to establish that the chosen scenarios are appropriately representative of the range of possible scenarios.**

The following table details the credit quality of the Company's financial assets and other items, as well as the Company's maximum credit exposure to credit risk by credit risk rating grades as at December 31, 2021 and 2020:

	Notes	Internal Credit rating	Category	12m or lifetime ECL?	Gross carrying amount	Loss allowance	Net carrying amount
2021							
Cash in banks	6	AAA	Stage 1	12-month ECL	\$ 31,449,447	\$ -	\$31,449,447
Cash equivalents	6	AAA	Stage 1	12-month ECL	9,997,979	-	9,997,979
Accrued interest receivable	7	AAA	Stage 1	12-month ECL	1,053,994	-	1,053,994
Financial assets at amortized cost - current portion	9	AA	Stage 1	12-month ECL	105,773,291	-	105,773,291
Financial assets at amortized cost - non-current portion - net	9	AA	Stage 1	12-month ECL	29,889,769	(72,110)	29,817,660
Financial assets at amortized cost - non-current portion - net	9	A	Stage 2	Lifetime ECL - not credit-impaired	4,335,927	(10,483)	4,325,444
					\$182,500,407	(\$82,593)	\$182,417,815
2020							
Cash in banks	6	AAA	Stage 1	12-month ECL	\$20,641,431	\$ -	\$20,641,431
Cash equivalents	6	AAA	Stage 1	12-month ECL	4,004,300	-	4,004,300
Accrued interest receivable	7	AAA	Stage 1	12-month ECL	394,557	-	394,557
Financial assets at amortized cost - current portion	9	AA	Stage 1	12-month ECL	20,348,572	-	20,348,572
Financial assets at amortized cost - net of current portion - net	9	AA	Stage 1	12-month ECL	26,369,577	-	26,369,577
					\$71,758,437	\$ -	\$71,758,437

The movements in the ECL recognized for the year are summarized as follows:

	Gross Carrying Amount			ECL		
	Stage 1	Stage 2	Total	Stage 1	Stage 2	Total
January 1, 2021	\$ 46,718,149	\$ -	\$ 46,718,149	\$ -	\$ -	\$ -
Additions	18,389,452	18,843	18,408,295	189,537	33,404	222,941
Disposals	(29,053,301)	(1,847,447)	(30,900,748)	(30,955)	(9,987)	(40,942)
Transfers between stages	(6,164,531)	6,164,531	-	-	-	-
Effect of changes in the model	-	-	-	(86,472)	(12,934)	(99,406)
December 31, 2021	\$29,889,769	\$4,335,927	\$34,225,696	\$ 72,110	\$10,483	\$82,593

Liquidity risk

Liquidity risk arises when the Company encounters difficulty in meeting the obligations associated with its financial liabilities that are settled by delivering cash or another financial asset.

The Company aims to maintain an appropriate level of liquidity which means having sufficient liquidity to be able to meet all obligations promptly under foreseeable adverse circumstances, while not having excessive liquidity.

The Company maintains at least ten percent of the fund in liquid/semi-liquid assets in the form of cash and cash equivalents, investments in UITF and accrued interest receivable to assure necessary liquidity. This is also in compliance to Section 6.10 of the Implementing Rules and Regulations of the Investment Company Act series of 2018.

The fund manager manages liquidity risks by continuously monitoring forecast and actual cash flows and matching the maturity profiles of financial assets and liabilities.

The following table details the Company's remaining contractual maturity for its non-derivative financial liabilities. The table had been drawn up based on the undiscounted cash flows of financial liabilities based on the earliest date on which the Company can be required to pay.

	Less than One Month	One Month to One Year	Total
2021			
Accrued expenses and other payables	\$25,535	\$5,191	\$ 30,726
Payable to fund manager	61,430	-	61,430
	\$86,965	\$5,191	\$ 92,156
2020			
Accrued expenses and other payables	\$673,165	\$3,164	\$676,329
Payable to fund manager	29,597	-	29,597
	\$702,762	\$3,164	\$705,926

The difference between the carrying amount of accrued expenses and other payables disclosed in the statements of financial position and the amount disclosed in this note pertains to withholding and documentary stamp taxes and filing and registration fees payable that are not considered financial liabilities.

The following table details the Company's expected maturity for its financial asset. The table had been drawn up based on the contractual maturities of the financial asset including interest that will be earned on that asset, except when the Company anticipates that the cash flows will occur in a different period.

	Average Effective Interest Rate	Less than One Year	One Year to Five Years	Five Years to Ten Years	Total
2021					
Cash in banks	0.00%	\$ 31,449,447	\$ -	\$-	\$ 31,449,447
Cash equivalents	0.28%	9,997,979	-	-	9,997,979
Financial assets at FVTPL	0.31%	3,337,800	-	-	3,337,800
Financial assets at amortized cost	1.84%	105,773,291	34,143,103	-	139,916,394
Accrued interest receivable		1,053,994	-	-	1,053,994
		\$151,612,511	\$34,143,103	\$-	\$185,755,614
2020					
Cash in banks	0.01%	\$20,641,432	\$ -	\$-	\$ 20,641,432
Cash equivalents	0.23%	4,004,300	-	-	4,004,300
Financial assets at FVTPL	0.11%	12,041,887	-	-	12,041,887
Financial assets at amortized cost	1.87%	21,707,018	27,452,923	-	49,159,941
Accrued interest receivable		394,557	-	-	394,557
		\$58,789,194	\$27,452,923	\$-	\$86,242,117

The Company expects to meet its obligations from operating cash flows and proceeds from maturing financial asset and sales of financial assets at FVTPL.

22. CAPITAL RISK MANAGEMENT

The Fund Manager manages **the Company's** capital to ensure that the Company will be able to continue as a going concern while maximizing the return to stakeholders through the optimization of the mix of high quality financial instruments.

The Company is guided by its Investment Policies and Legal Limitations. All the proceeds from the sale of shares, including the original subscription payments at the time of incorporation constituting the paid-in capital, is held by custodian banks.

The capital structure of the Company consists of issued capital as disclosed in Note 13.

The Fund Manager manages **the Company's** capital and NAVPS, as disclosed in Notes 13 and 15 to ensure that the Company's net asset value remains competitive and appealing to prospective investors.

The Company is also governed by the following fundamental investment policies:

- It does not issue senior securities;
- It does not intend to incur any debt or borrowing. In the event that borrowing is necessary, it can do so only if, at the time of its incurrence or immediately thereafter, there is asset coverage of at least 300% for all its borrowings;

- c. It does not participate in any underwriting or selling group in connection with the public distribution of securities, except for its own share capital;
- d. It generally maintains a diversified portfolio. Industry concentrations may vary at any time depending on the investment **manager's view on the prospects**;
- e. It does not invest directly in real estate properties and developments;
- f. It does not purchase or sell commodity futures contracts;
- g. It does not engage in lending operations to related parties such as the members of the Board of Directors, officers of the Company and any affiliates, or affiliated corporations of the Company;
- h. The asset mix in each type of security is determined from time to time, as warranted by economic and investment conditions; and
- i. It does not change its investment objectives without the prior approval of a majority of its shareholders.

The Investment Policies refer to the following:

- a. Investment Objective - to provide regular returns through investments in a diversified portfolio of US Dollar-denominated fixed income instruments issued by the Philippine government, other major economies, or corporations operating therein or through diversified investment companies invested in such.
- b. Benchmark - 100% 30-day US Dollar Deposit Rate.
- c. Asset Allocation Range - the Company allocates its funds available for investments among cash and other deposit substitutes and fixed-income securities based on certain proportion as approved by Management.

Other matters covered in the investment policy include the fees due to be paid to the Fund Manager with management and distribution fees each set at an annual rate of 0.125% of the net assets attributable to shareholders on each valuation day.

In compliance to SEC Memorandum Circular No. 21, Series of 2019 signed on September 24, 2019 in relation to independent Net Asset Value (NAV) calculation, SLAMCI (Fund Manager) engaged Citibank, N.A. Philippines to service its fund accounting functions including calculation of its NAV every dealing day. In December 2020, SLAMCI implemented the outsourced fund accounting to all Sun Life Prosperity Funds.

As at December 31, 2021 and 2020, the Company is in compliance with the above requirements and minimum equity requirement of the SEC of P50,000,000.

The equity ratio at year-end is as follows:

	2021	2020
Total equity	\$185,719,103	\$92,538,210
Total assets	186,002,048	93,327,454
Equity ratio	\$0.9985:1	\$0.9915:1

Management believes that the above ratios are within the acceptable range.

23. EVENTS AFTER THE REPORTING PERIOD

On January 6, 2022, the SEC’s Commission en Banc, issued Financial Reporting Bulletin (FRB) No. 6 - Deposit For Future Stock Subscription (DFFS) which imposed the prohibition on Investment Companies to accept DFFS.

On March 14, 2022, Management filed a Request for Exemptive Relief from the amended FRB No. 6 with the SEC. Consequently, the Commission en Banc in its meeting held on 28 April 2022 approved said request to temporarily allow the acceptance of DFFS during the pendency of the applications for increase of authorized capital stock of the Company, subject to compliance with the following conditions:

- a) That the Company will only temporarily accept DFFS up to the maximum number of shares covered by the respective pending applications for increase of authorized capital stock:

Name of Fund	Period	Total ACS Increase
Dollar Starter	As of March 31, 2022	491 Million

- b) To expedite the subsequent securities registration process, the Company shall likewise be required to submit, within thirty (30) days from receipt of the letter granting its herein request, the corresponding SEC Form 12-1-ICA for the registration of additional registration of shares covered by the abovementioned ACS applications pursuant to ICA and SRC for concurrent processing, approval of which shall be made subject to the approval of the increase; and

- c) That no DFFS shall be accepted beyond the number of shares mentioned in item (a).

24. SUPPLEMENTARY INFORMATION REQUIRED BY THE BUREAU OF INTERNAL REVENUE (BIR) UNDER REVENUE REGULATIONS NO. 15-2010

The following information on taxes, duties and license fees paid or accrued during the 2021 taxable year is presented for purposes of filing with the BIR and is not a required part of the basic financial statements.

Documentary stamp tax

Documentary stamp taxes incurred by the Company during 2021 amounted to P14,457 representing taxes paid in connection with the issuance of stock certificates by the Company to its shareholders. The documentary stamp tax being paid by the **Company to the BIR includes those charged against the shareholder’s investments** in excess of 10 (ten) inter-fund transfers per calendar year, if any.

Other taxes and licenses

Details of other taxes and licenses and permit fees paid or accrued in 2021 are as follows:

Charged to Operating Expenses	
Business tax	P110,556
Filing and registration fees	33,039
Residence or community tax	10,500
	P154,095

The difference between the taxes and licenses disclosed in the statements of comprehensive income and the amount disclosed in this note pertains to the accrued filing and **registration payable to SEC in relation to the Company’s authorized capital stock increase application.**

Withholding taxes

Withholding taxes paid and accrued and/or withheld consist of:

	Paid	Accrued	Total
Expanded withholding taxes	P2,508,165	P348,560	P2,856,725

Deficiency tax assessments

The Company has no tax assessments and tax cases in 2021.

25. APPROVAL OF FINANCIAL STATEMENTS

The financial statements of the Company were reviewed and endorsed by the Audit and Compliance Committee for the approval of the Board of Directors on March 9, 2022.

The Board of Directors approved the issuance of the financial statements also on March 9, 2022.

* * *

Navarro Amper & Co.
19th Floor Six/NEO Building
5th Avenue corner 26th Street
Bonifacio Global City, Taguig 1634
Philippines

Tel: +63 2 8581 9000
Fax: +63 2 8869 3676
www.deloitte.com/ph

BOA/PRC Reg. No. 0004
SEC Accreditation No. 0004-SEC

INDEPENDENT AUDITOR'S REPORT ON SUPPLEMENTARY SCHEDULES


To the Board of Directors and Shareholders
SUN LIFE PROSPERITY DOLLAR STARTER FUND, INC.
(An Open-end Investment Company)
Sun Life Centre, 5th Avenue corner Rizal Drive
Bonifacio Global City, Taguig City

We have audited the financial statements of Sun Life Prosperity Dollar Starter Fund, Inc. (the "Company") as at December 31, 2021 and 2020 and for the years ended December 31, 2021, 2020 and 2019, in accordance with Philippine Standards on Auditing on which we have rendered an unqualified opinion dated May 6, 2022.

Our audit was conducted for the purpose of forming an opinion on the basic financial statements taken as a whole. The supplementary information on the attached schedule showing the reconciliation of the retained earnings available for dividend declaration and other supplementary information shown in schedules A-H, as required by the Securities and Exchange Commission under the SRC Rule 68, as Revised, are presented for purposes of additional analysis and are not a required part of the basic financial statements. Such information are the responsibility of Management and have been subjected to the auditing procedures applied in our audit of the basic financial statements and, in our opinion, are fairly stated in all material respects in relation to the basic financial statements taken as a whole.

Navarro Amper & Co.
BOA Registration No. 0004, valid from June 7, 2021 to September 22, 2024
SEC A.N. 0004-SEC, issued on December 7, 2021; Group A, valid to audit 2021 to 2025 financial statements
TIN 005299331

By:



Joeffrey Mark P. Ferrer
Partner
CPA License No. 0115793
SEC A.N. 1767-A, issued on August 27, 2019; effective until August 26, 2022, Group A
TIN 211965340
BIR A.N. 08-002552-058-2021, issued on September 8, 2021; effective until October 8, 2024
PTR No. A-5334284, issued on January 4, 2022, Taguig City

Taguig City, Philippines
May 6, 2022



**RECONCILIATION OF RETAINED EARNINGS
AVAILABLE FOR DECLARATION**

As at December 31, 2021

SUN LIFE PROSPERITY DOLLAR STARTER FUND, INC.
Sun Life Centre, 5th Avenue corner Rizal Drive, Bonifacio Global City, Taguig City

Items	Amount
Unappropriated Retained Earnings, beginning	\$ 1,414,134
Adjustments:	
Accumulated unrealized fair value gain as of December 31, 2020	(36,209)
Treasury shares as of December 31, 2020	(827)
Unappropriated Retained Earnings, as adjusted, beginning	\$ 1,377,098
Net income based on the face of AFS	871,108
Adjustments for non-actual (gains) losses	
Effect of movements in accumulated unrealized losses during the year	13,408
Net Income Actual/Realized	884,516
Less: Treasury shares acquired during the year	(4,632)
Unappropriated Retained Earnings, as adjusted, ending	\$ 2,256,982

SUN LIFE PROSPERITY DOLLAR STARTER FUND, INC.

Schedule of Financial Soundness Indicators and Financial Ratios

December 31, 2021 and December 31, 2020

	Formula	2021	2020
<i>Current/ Liquidity Ratios</i>			
a. Current ratio	Current Assets/Current Liabilities	536.55:1	84.71:1
b. Quick ratio	Quick Assets/Current Liabilities	162.72:1	58.93:1
c. Cash ratio	Cash/Current Liabilities	146.49:1	31.23:1
d. Days in receivable	Receivable/Revenue * No. of days	N/A	N/A
e. Working capital ratio	(Current Assets-Current Liabilities)/Current Liabilities	535.55:1	83.71:1
f. Net working capital to sales ratio	Working Capital / Total Revenue	82.61:1	55.62:1
g. Defensive Interval Ratio	360* (Quick Assets / Proj. Daily Operating Expense)	23191.13:1	47234.22:1
<i>Solvency Ratios</i>			
a. Long-term debt to equity ratio	Noncurrent Liabilities/Total Equity	0.00	0.00
b. Debt to equity ratio	Total Liabilities/Total Equity	0.00	0.01
c. Long term debt to total asset ratio	Noncurrent Liabilities/Total Assets	0.00	0.00
d. Total debt to asset ratio	Total Liabilities/Total Assets	0.00	0.01
Asset to equity ratio	Total Assets/Total Equity	1.00	1.01:1
Interest rate coverage ratio	Earning Before Income Tax/Interest Expense	N/A	N/A
<i>Profitability Ratio</i>			
a. Earnings before interest and taxes (EBIT) margin	EBIT/Revenue	60.30%	70.29%
(EBITDA) margin	EBITDA/Revenue	60.30%	70.29%
c. Pre-tax margin	EBIT/Revenue	60.30%	70.29%
d. Effective tax rate	Income Tax/EBIT	21.25%	-5.87%
e. Post-tax margin	Net Income After Tax/Revenue	47.49%	74.42%
f. Return on equity	Net Income After Tax/Average Common Equity	0.63%	1.35%
g. Return on asset	NIAT/Average Total Assets	0.62%	1.31%
Capital intensity ratio	Total Assets/Revenue	101.41	78.57
Fixed assets to total assets	Fixed assets/Total assets	N/A	N/A
Dividend payout ratio	Dividends paid/Net Income	N/A	N/A

SUN LIFE PROSPERITY DOLLAR STARTER FUND, INC.
Schedule Required under SRC Rule 68

i. Percentage of Investment in a Single Enterprise to Net Asset Value

As of December 31, 2021 and December 31, 2020

	2021			2020		
	Investment (Book Value)	Net Asset Value	% over NAV	Investment (Book Value)	Net Asset Value	% over NAV
Treasury Notes (ISIN)						
PHILIP 4 21	-	185,719,103	0.00%	1,041,267.69	92,538,210	1.13%
Treasury Bills						
ICBCAS 0 03/02/21	-	185,719,103	0.00%	2,397,642.32	92,538,210	2.59%
ICBCAS 0 06/02/21	-	185,719,103	0.00%	9,971,141.85	92,538,210	10.78%
Bonds						
ABBVIE INC ABBV 2.9 11/06/22	2,042,443	185,719,103	1.10%	-	92,538,210	0.00%
BANK OF PHILIPPI BPIPM 4 1/4 09/04/23	1,412,218	185,719,103	0.76%	1,449,237.91	92,538,210	1.57%
BANK PHILIPP ISL BPIPM 2 1/2 09/10/24	616,799	185,719,103	0.33%	-	92,538,210	0.00%
BDO UNIBANK INC BDOPM 2 1/8 01/13/26	1,303,256	185,719,103	0.70%	-	92,538,210	0.00%
CHINA OVERSEA FI CHIOLI 5 3/8 10/29/23	2,857,476	185,719,103	1.54%	665,827.09	92,538,210	0.72%
CHINA OVERSEAS F CHIOLI 3.95 11/15/22	2,157,916	185,719,103	1.16%	2,209,748.84	92,538,210	2.39%
CHINA RESOURCE CHIRES 4 1/2 04/05/22	211,843	185,719,103	0.11%	218,845.80	92,538,210	0.24%
CHN CLEAN ENERGY CHGDNU 4 11/05/25	212,797	185,719,103	0.11%	-	92,538,210	0.00%
CRED SUIS GP FUN CS 3.8 09/15/22	5,004,710	185,719,103	2.69%	-	92,538,210	0.00%
DISCOVER FIN SVS DFS 3.85 11/21/22	4,050,372	185,719,103	2.18%	-	92,538,210	0.00%
GENERAL MOTORS FINL CO 3.55% 08JUL2022	13,106,959	185,719,103	7.06%	-	92,538,210	0.00%
HP ENTERPRISE HPE 4.4 10/15/22	1,129,272	185,719,103	0.61%	-	92,538,210	0.00%
HUTCH WHA INT 11 HUWHY 4 5/8 01/13/22	1,001,419	185,719,103	0.54%	-	92,538,210	0.00%
JABIL CIRCUIT JBL 4.7% 15SEP2022	7,669,010	185,719,103	4.13%	-	92,538,210	0.00%
JGSH PHILIPPINES JGSPM 4 3/8 01/23/23	849,143	185,719,103	0.46%	870,754.29	92,538,210	0.94%
PHILIPPINE NATIONAL BANK 3.28% 27SEP2024	4,635,732	185,719,103	2.50%	655,190.63	92,538,210	0.71%
PHILIPPINE NAT BK PNBPM 4 1/4 04/27/23	509,417	185,719,103	0.27%	518,466.74	92,538,210	0.56%
PHILLIPS 66 PSX 4.3 04/01/22	3,330,024	185,719,103	1.79%	1,190,790.22	92,538,210	1.29%
PROVEN GLORY CAP HUAWEI 3 1/4 02/21/22	1,181,314	185,719,103	0.64%	-	92,538,210	0.00%
RIZAL COMM BANK RCBPM 4 1/8 03/16/23	723,466	185,719,103	0.39%	727,844	92,538,210	0.79%
RIZAL COMMERCIAL BANKING 3% 11SEP2024	1,920,618	185,719,103	1.03%	-	92,538,210	0.00%
SANTANDER HOLD SOV 3.7 03/28/22	2,498,797	185,719,103	1.35%	-	92,538,210	0.00%
SECURITY BK CORP SECBPM 4 1/2 09/25/23	507,877	185,719,103	0.27%	520,365.21	92,538,210	0.56%
UNION BK PHILIPP UBPPM 3.369 11/29/22	8,369,043	185,719,103	4.51%	1,651,162.01	92,538,210	1.78%
VLL INTERNATIONAL VLLPM 7 3/8 06/18/22	3,564,234	185,719,103	1.92%	3,699,562	92,538,210	4.00%
VOLKSWAGEN GRP .75% 23NOV2022	2,387,560	185,719,103	1.29%	-	92,538,210	0.00%
VOLKSWAGEN GRP VW 2.7 09/26/22	3,051,548	185,719,103	1.64%	-	92,538,210	0.00%
VOLKSWAGEN GRP VW 2.9 05/13/22	5,047,004	185,719,103	2.72%	-	92,538,210	0.00%
PETRON CORP PCORPM 4.6 PERP	4,325,444	185,719,103	2.33%	6,125,515	92,538,210	6.62%
SAN MIGUEL CORP FRN 29JUL2025	7,157,716	185,719,103	3.85%	-	92,538,210	0.00%
SMC GLOBAL POWER 25/04/2024 CALLABLE	7,111,145	185,719,103	3.83%	-	92,538,210	0.00%
SMCPM 4.875 04/26/23	-	185,719,103	0.00%	5,866,671	92,538,210	6.34%
RCBPM 3.45 21	-	185,719,103	0.00%	2,597,676	92,538,210	2.81%
BDOPM 2.625 21	-	185,719,103	0.00%	4,340,442	92,538,210	4.69%
Commercial Papers						
BOCSIN 01/21/22 ECD	9,998,668	185,719,103	5.38%	-	92,538,210	0.00%
CHINA CONS BANK LONDON	8,990,023	185,719,103	4.84%	-	92,538,210	0.00%
ICBC MACAU LTD ICBCAS 0 06/09/22	9,985,460	185,719,103	5.38%	-	92,538,210	0.00%
SHINHAN BANK LONDON	10,995,672	185,719,103	5.92%	-	92,538,210	0.00%
Special savings deposits:						
RCBC	3,337,800	185,719,103	1.80%	-	92,538,210	0.00%
BPI	-	185,719,103	0.00%	3,001,800	92,538,210	3.24%
UnionBank	-	185,719,103	0.00%	4,004,300	92,538,210	4.33%
BPB	-	185,719,103	0.00%	9,000,700	92,538,210	9.73%
Investments in UITF						
BPI USD SHORT TERM FUND	100,070	185,719,103	0.05%	99,856	92,538,210	0.11%
METROBANK USD SHORT TERM FUND	101,199	185,719,103	0.05%	101,177	92,538,210	0.11%
BDO DOLLAR MONEY MARKET FUND	-	185,719,103	0.00%	1,001,877	92,538,210	1.08%
METROBANK DOLLAR MONEY MARKET FUND	-	185,719,103	0.00%	8,261,768	92,538,210	8.93%

ii. Total Investment of the Fund to the Outstanding Securities of an Investee Company

As of December 31, 2021 and December 31, 2020

	2021			2020		
	Total Investment	Outstanding Securities of an Investee Company	% over Investee	Total Investment	Outstanding Securities of an Investee Company	% over Investee
Treasury Notes (ISIN)						
PHILIP 4 21	-	**	-	1,040,000.00	**	-
Treasury Bills						
ICBCAS 0 03/02/21	-	**	-	2,400,000.00	**	-
ICBCAS 0 06/02/21	-	**	-	10,000,000.00	**	-
Bonds						
ABBVIE INC ABBV 2.9 11/06/22	2,000,000	**	-	-	**	-
BANK OF PHILIPPI BPIP 4 1/4 09/04/23	1,358,000	**	-	1,358,000	**	-
BANK PHILIPP ISL BPIP 2 1/2 09/10/24	600,000	**	-	-	**	-
BDO UNIBANK INC BDOPM 2 1/8 01/13/26	1,283,000	**	-	-	**	-
CHINA OVERSEA F CHIOLI 5 3/8 10/29/23	2,678,000	**	-	600,000	**	-
CHINA OVERSEAS F CHIOLI 3.95 11/15/22	2,112,000	**	-	2,112,000	**	-
CHINA RESOURCE CHIRES 4 1/2 04/05/22	210,000	**	-	210,000	**	-
CHN CLEAN ENERGY CHGDNU 4 11/05/25	200,000	**	-	-	**	-
CRED SUIS GP FUN CS 3.8 09/15/22	4,890,000	**	-	-	**	-
DISCOVER FIN SVS DFS 3.85 11/21/22	3,937,000	**	-	-	**	-
GENERAL MOTORS FINL CO 3.55% 08JUL2022	12,900,000	**	-	-	**	-
HP ENTERPRISE HPE 4.4 10/15/22	1,100,000	**	-	-	**	-
HUTCH WHA INT 11 HUWHY 4 5/8 01/13/22	1,000,000	**	-	-	**	-
JABIL CIRCUIT JBL 4.7% 15SEP2022	7,449,000	**	-	-	**	-
JGSH PHILIPPINES JGSPM 4 3/8 01/23/23	830,000	**	-	830,000	**	-
PHILIPPINE NATIONAL BANK 3.28% 27SEP2024	4,436,000	**	-	620,000	**	-
PHILIPPINE NAT BK PNBPM 4 1/4 04/27/23	500,000	**	-	500,000	**	-
PHILLIPS 66 PSX 4.3 04/01/22	3,298,000	**	-	-	**	-
PROVEN GLORY CAP HUAWEI 3 1/4 02/21/22	1,180,000	**	-	1,180,000	**	-
RIZAL COMM BANK RCBPM 4 1/8 03/16/23	722,000	**	-	722,000	**	-
RIZAL COMMERCIAL BANKING 3% 11SEP2024	1,850,000	**	-	-	**	-
SANTANDER HOLD SOV 3.7 03/28/22	2,483,000	**	-	-	**	-
SECURITY BK CORP SECBPM 4 1/2 09/25/23	489,000	**	-	489,000	**	-
UNION BK PHILIPP UBPPM 3.369 11/29/22	8,182,000	**	-	1,600,000	**	-
VLL INTERNATIONAL VLLPM 7 3/8 06/18/22	3,500,000	**	-	3,500,000	**	-
VOLKSWAGEN GRP .75% 23NOV2022	2,385,000	**	-	-	**	-
VOLKSWAGEN GRP VW 2.7 09/26/22	3,000,000	**	-	-	**	-
VOLKSWAGEN GRP VW 2.9 05/13/22	5,000,000	**	-	-	**	-
PETRON CORP PCORPM 4.6 PERP	4,457,000	**	-	6,357,000	**	-
SAN MIGUEL CORP FRN 29JUL2025	6,857,000	**	-	-	**	-
SMC GLOBAL POWER 25/04/2024 CALLABLE	6,931,000	**	-	-	**	-
SMCPM 4.875 04/26/23	-	**	-	5,939,000.00	**	-
RCBPM 3.45 21	-	**	-	2,596,000.00	**	-
BDOPM 2.625 21	-	**	-	4,324,000.00	**	-
Commercial Papers						
BOCSIN 01/21/22 ECD	10,000,000	**	-	-	**	-
CHINA CONS BANK LONDON	9,000,000	**	-	-	**	-
ICBC MACAU LTD ICBCAS 0 06/09/22	10,000,000	**	-	-	**	-
SHINHAN BANK LONDON	11,000,000	**	-	-	**	-
Special savings deposits:						
RCBC	3,337,800	**	-	-	**	-
BPI	-	**	-	3,001,800	**	-
UnionBank	-	**	-	4,004,300	**	-
BPB	-	**	-	9,000,700	**	-
Investments in UITF						
BPI USD SHORT TERM FUND	320		2,870,655	320	855,880,000	0%
METROBANK USD SHORT TERM FUND	74,367		90,083,391	74,367	204,340,000	0%
BDO DOLLAR MONEY MARKET FUND	-	**	-	6,930	925,084,000	0%
METROBANK DOLLAR MONEY MARKET FUND	-	**	-	8,022,691.95	319,350,000	3%

iii Total Investment in Liquid or Semi-Liquid Assets to Total Assets

As of December 31, 2021 and December 31, 2020

	2021	2020
Total Liquid and Semi-Liquid Assets	46,040,490	46,507,466
TOTAL ASSETS	186,002,048	93,327,454
Total Investment in Liquid or Semi-Liquid Assets to Total Assets	25%	50%

iv. Total Operating Expenses to Total Net Worth

As of December 31, 2021 and December 31, 2020

	2021	2020
Total Operating Expenses	714,695	354,461
Average Daily Net Worth	126,655,867	59,041,349
Total Operating Expenses to Average Daily Net Worth	0.56%	0.60%

v. Total Assets to Total Borrowings

As of December 31, 2021 and December 31, 2020

	2021	2020
Total Assets	186,002,048	93,327,454
Total Borrowings	282,945	789,244
Total Assets to Total Borrowings	65738%	11825%

SUN LIFE PROSPERITY DOLLAR STARTER FUND, INC.
Sun Life Centre, 5th Avenue, Corner Rizal Drive, Bonifacio Global, Taguig City

**Additional Requirements for Issuers of Securities to the Public
Required by the Securities and Exchange Commission
As at December 31, 2021**

TABLE OF CONTENTS

	<u>Page</u>
Table of Contents	
A. Financial Assets	<u>2</u>
B. Amounts Receivable from Directors, Officers, Employees, Related Parties, and Principal Stockholders (Other than Related parties)	<u>N.A.</u>
C. Amounts Receivable from Related Parties which are Eliminated during the Consolidation of Financial Statements	<u>N.A.</u>
D. Long-Term Debt	<u>N.A.</u>
E. Indebtedness to Related Parties	<u>3</u>
F. Guarantees of Securities of Other Issuers	<u>N.A.</u>
G. Capital Stock	<u>4</u>

SUN LIFE PROSPERITY DOLLAR STARTER FUND, INC.

Sun Life Centre, 5th Avenue, Corner Rizal Drive, Bonifacio Global, Taguig City

SCHEDULE A - FINANCIAL ASSETS

As at December 31, 2021

Name of Issuing Entity and Association of Each Issue	Number of Shares or Principal Amount of Bonds and Notes	Amount shown in the Balance Sheet	Income Received and Accrued
Corporate Bonds			
ABBVIE INC ABBV 2.9 11/06/22	2,000,000	\$ 2,042,443	
BANK OF PHILIPPI BPIPM 4 1/4 09/04/23	1,358,000	1,412,218	
BANK PHILIPP ISL BPIPM 2 1/2 09/10/24	600,000	616,799	
BDO UNIBANK INC BDOPM 2 1/8 01/13/26	1,283,000	1,303,256	
CHINA OVERSEA FI CHIOLI 5 3/8 10/29/23	2,678,000	2,857,476	
CHINA OVERSEAS F CHIOLI 3.95 11/15/22	2,112,000	2,157,916	
CHINA RESOURCE CHIRES 4 1/2 04/05/22	210,000	211,843	
CHN CLEAN ENERGY CHGDNU 4 11/05/25	200,000	212,797	
CRED SUIS GP FUN CS 3.8 09/15/22	4,890,000	5,004,710	
DISCOVER FIN SVS DFS 3.85 11/21/22	3,937,000	4,050,372	
GENERAL MOTORS FINL CO 3.55% 08JUL2022	12,900,000	13,106,959	
HP ENTERPRISE HPE 4.4 10/15/22	1,100,000	1,129,272	
HUTCH WHA INT 11 HUWHY 4 5/8 01/13/22	1,000,000	1,001,419	
JABIL CIRCUIT JBL 4.7% 15SEP2022	7,449,000	7,669,010	
JGSH PHILIPPINES JGSPM 4 3/8 01/23/23	830,000	849,143	
PHILIPPINE NATIONAL BANK 3.28% 27SEP2024	4,436,000	4,635,732	
PHILIPPNE NAT BK PNBPM 4 1/4 04/27/23	500,000	509,417	
PHILLIPS 66 PSX 4.3 04/01/22	3,298,000	3,330,024	
PROVEN GLORY CAP HUAWEI 3 1/4 02/21/22	1,180,000	1,181,314	
RIZAL COMM BANK RCBPM 4 1/8 03/16/23	722,000	723,466	
RIZAL COMMERCIAL BANKING 3% 11SEP2024	1,850,000	1,920,618	
SANTANDER HOLD SOV 3.7 03/28/22	2,483,000	2,498,797	
SECURITY BK CORP SECBPM 4 1/2 09/25/23	489,000	507,877	
UNION BK PHILIPP UBPPM 3.369 11/29/22	8,182,000	8,369,043	
VLL INTERNATIONA VLLPM 7 3/8 06/18/22	3,500,000	3,564,234	
VOLKSWAGEN GRP .75% 23NOV2022	2,385,000	2,387,560	
VOLKSWAGEN GRP VW 2.7 09/26/22	3,000,000	3,051,548	
VOLKSWAGEN GRP VW 2.9 05/13/22	5,000,000	5,047,004	
PETRON CORP PCORPM 4.6 PERP	4,457,000	4,325,444	
SAN MIGUEL CORP FRN 29JUL2025	6,857,000	7,157,716	
SMC GLOBAL POWER 25/04/2024 CALLABLE	6,931,000	7,111,145	
	97,817,000	99,946,572	1,541,216
Special Savings Deposits			
RCBC	3,337,800	3,337,800	
	3,337,800	3,337,800	48,469
Commercial Papers			
BOCSIN 01/21/22 ECD	10,000,000	9,998,668	
CHINA CONS BANK LONDON	9,000,000	8,990,023	
ICBC MACAU LTD ICBCAS 0 06/09/22	10,000,000	9,985,460	
SHINHAN BANK LONDON	11,000,000	10,995,672	
	40,000,000	39,969,823	
Investments in UITF			
BPI USD SHORT TERM FUND	320	100,070	
METROBANK USD SHORT TERM FUND	74,367	101,199	
	74,687	201,270	
TOTAL	141,229,487	\$ 143,455,464	\$ 1,589,685

SUN LIFE PROSPERITY DOLLAR STARTER FUND, INC.
Sun Life Centre, 5th Avenue, Corner Rizal Drive, Bonifacio Global, Taguig City

SCHEDULE E - INDEBTEDNESS TO RELATED PARTIES
As at December 31, 2021

Name of Related Party	Relationship	Balance at beginning of period	Balance at end of period
Sun Life Asset Management Company, Inc.	Fund Manager	\$29,597	\$61,430

SUN LIFE PROSPERITY DOLLAR STARTER FUND, INC.
Sun Life Centre, 5th Avenue, Corner Rizal Drive, Bonifacio Global, Taguig City

SCHEDULE G - CAPITAL STOCK
As at December 31, 2021

Title of Issue	Number of Shares Authorized	Number of Shares Issued and Outstanding	Number of Shares reserved for options, warrants, conversion and other rights	Number of Shares Held By		
				Related Parties	Directors, Officers and Employees	Others
Share Capital						
Ordinary Shares	12,000,000	175,085,778	-	14,304,303	5	160,781,470
Treasury Shares	-	(5,536)	-	-	-	(5,536)
TOTAL	12,000,000	175,080,242	-	14,304,303	5	160,775,934

COVER SHEET

C S 2 0 1 7 0 1 3 0 7

SEC Identification Number

S U N L I F E P R O S P E R I T Y
D O L L A R S T A R T E R F U N D , I N C .

(Company's Full Name)

S U N L I F E C E N T R E 5TH A V E .
C O R . R I Z A L D R I V E , B O N I F A C I O
G L O B A L C I T Y , T A G U I G C I T Y

(Business Address: No. Street City/Town/Province)

Anna Katrina C. Kabigting - Ibero

(Contact Person)

555-8888

(Company Telephone Number)

S E C F O R M 1 7 - C

1 2 **3 1**
 Month Day
 (Fiscal Year)

(Form Type)

4th Monday of May
 Month Day
 (Annual Meeting)

 (Secondary License Type, If Applicable)

 Dept. Requiring this Doc.

 Amended Articles Number/Section

 Total No. of Stockholders

Total Amount of Borrowings

 Domestic

 Foreign

To be accomplished by SEC Personnel concerned

 File Number

 LCU

 Document ID

 Cashier

STAMPS

SECURITIES AND EXCHANGE COMMISSION
 SEC FORM 17-C
 CURRENT REPORT UNDER SECTION 17 OF THE SECURITIES REGULATION CODE
 AND SRC RULE 17.2(c) THEREUNDER

1. 12 March 2021
Date of Report (Date of earliest event reported)
2. SEC Identification Number CS201701307 3. BIR Tax Identification No. 009-525-650-000
4. Sun Life Prosperity Dollar Starter Fund, Inc.
Exact name of issuer as specified in its charter
5. Metro Manila, Philippines
Province, country or other jurisdiction of incorporation
6. (SEC Use Only)
Industry Classification Code:
7. Sun Life Centre, 5th Avenue corner Rizal Drive, Bonifacio Global City, Taguig City 1634
Address of principal office Postal Code
8. (632) 8555-8888
Issuer's telephone number, including area code
9. Securities registered pursuant to Sections 8 and 12 of the SRC or Sections 4 and 8 of the RSA

Title of Each Class	Number of Shares of Common Stock Outstanding and Amount of Debt Outstanding (as of 28 February 2021)
<u>Common (Unclassified)</u>	<u>5,776,814</u>

10. Indicate the item numbers reported herein:

Item 9 (b) - Other Events. During the regular meeting of the Board of Directors of the Issuer held on 09 March 2021 via Zoom Video Conference, where a quorum was present and acting throughout, the following were approved:

1. The 2020 Audited Financial Statements, as endorsed by its Audit and Compliance Committee;
2. Amended delegation of the power to amend the prospectus;
3. Amended delegation of the power to apply for increase in the authorized capital stock;
4. The holding of the Annual Stockholders' Meeting on 14 July 2021 through remote communications in accordance with SEC Memorandum No. 6, dated March 12, 2020, using Zoom's Video Conferencing facility. Attached herein as Annex A is the Internal Procedures for the conduct of the 2021 Annual Stockholders' Meeting;
5. The closing of the Issuer's Stock & Transfer Book on 30 April 2021 for the purpose of determining the stockholders entitled to notice of, to attend and vote at the annual stockholders' meeting; and
6. The Manual on Corporate Governance and the respective charters of the Board Committees, without any changes.

The Board of Directors was likewise informed that its Fund Manager, Sun Life Asset Management Company, Inc., had approved a fund management outsourcing arrangement to be entered into at a later time. The Board of Directors approved the necessary activities, such as access to the Corporation's pertinent accounts, in preparation for this arrangement.

Finally, the Audit and Compliance Committee, acting as the Independent Oversight Entity, approved the delegation of the power to suspend the redemption of shares/units of the Corporation.

SIGNATURES

Pursuant to the requirements of the Securities Regulation Code, the issuer has duly caused this report to be signed on its behalf by the undersigned hereunto duly authorized.

Sun Life Prosperity Dollar Starter Fund, Inc.
Issuer



Anna Katrina C. Kabigting-Ibero, Corporate Secretary
Signature and Title

Date: 12 March 2021

Annex A: 2021 Annual Stockholders' Meeting Internal Procedures

1. **Date, Time and Venue of the Meeting.** The 2021 Sun Life Prosperity Funds Annual Stockholders' Meeting ("ASHM") will be held at 02:00 P.M. on Wednesday, 14 July 2021 via *Zoom Video Communications* ("*Zoom*"). Present during the said meeting will be the Board of Directors, Officers, and Stockholders of the Sun Life Prosperity Funds ("Funds").
2. **Notices of the Meeting.** The investors of the Funds as of 30 April 2021 ("Record Date") will be notified of the date, time, *Zoom* link, and other relevant information related to the ASHM no later than 14 June 2021 through electronic mail for investors with e-mail address/es on record. Notices of the Meeting will also be published in the website of Sun Life Asset Management (www.sunlifefunds.com), and in the business section of two (2) newspaper of general circulation, in print and online format, for two (2) consecutive dates prior to 14 June 2021.
3. **Registration.** Prior the ASHM, investors as of Record Date should pre-register using the link that will be provided through various communication channels. Client identification may be verified during the pre-registration process.
4. **Right to Vote.** The right to vote of investors as of the Record Date may be exercised in person, through proxy, or so when so authorized in the bylaws, through remote communication or *in absentia*. The Funds will accept votes from its stockholders by emailing SunLifeFunds@sunlife.com until Tuesday, 13 July 2021 (one business day prior to the ASHM). Investors who will decide to attend the ASHM via *Zoom* may also exercise their right to vote via the *Zoom* poll functionality available during the conduct of the ASHM.
5. **ASHM Conduct.** Suitable equipment and facilities will be available during the conduct of the ASHM. Participating investors will have the opportunity to read and hear the discussions substantially using *Zoom*. There will be both live and pre-recorded audio and visual presentations from the Officers and Directors of the Funds. Investors may be able to ask questions during the entire conduct of the ASHM. The audio and video of the ASHM via *Zoom* will be recorded, and this will be made available to clients after the meeting for thirty (30) days via the official Sun Life You Tube Channel.
6. **Quorum and Minutes of the Meeting.** The Corporate Secretary of the Funds will determine quorum in the meetings, as well as the voting results regarding the matters discussed in the ASHM. She will also be responsible for the preparation of the Minutes of the Meeting, and this will be forwarded to the stockholders for their approval in the next ASHM.
7. **Others.** Sun Life shall address any administrative, technical and logical issues as to the conduct of the said meeting. Should any stoppage or stoppage occur, the audio and visual recording shall start where it was interrupted, with the Chairman/Corporate Secretary acknowledging where in the agenda they left off.

COVER SHEET

C S 2 0 1 7 0 1 3 0 7

SEC Identification Number

S U N L I F E P R O S P E R I T Y
 D O L L A R S T A R T E R F U N D , I N C .

(Company's Full Name)

S U N L I F E C E N T R E 5TH A V E .
 C O R . R I Z A L D R I V E , B O N I F A C I O
 G L O B A L C I T Y , T A G U I G C I T Y

(Business Address: No. Street City/Town/Province)

FRANCES IANNA S. CANTO

(Contact Person)

555-8888

(Company Telephone Number)

SEC FORM 17-C

1 2 **3 1**
 Month Day
 (Fiscal Year)

(Form Type)

4th Monday of May
 Month Day
 (Annual Meeting)

(Secondary License Type, If Applicable)

Dept. Requiring this Doc.

Amended Articles Number/Section

Total No. of Stockholders

Total Amount of Borrowings

Domestic

Foreign

To be accomplished by SEC Personnel concerned

File Number

LCU

Document ID

Cashier

STAMPS

SECURITIES AND EXCHANGE COMMISSION
SEC FORM 17-C
CURRENT REPORT UNDER SECTION 17 OF THE SECURITIES REGULATION CODE
AND SRC RULE 17.2(c) THEREUNDER

1. 19 July 2021
Date of Report (Date of earliest event reported)
2. SEC Identification Number CS201701307
3. BIR Tax Identification No. 009-525-650-000
4. Sun Life Prosperity Dollar Starter Fund, Inc.
Exact name of issuer as specified in its charter
5. Metro Manila, Philippines
Province, country or other jurisdiction of incorporation
6. (SEC Use Only)
Industry Classification Code:
7. Sun Life Centre, 5th Avenue corner Rizal Drive, Bonifacio Global City, Taguig City 1634
Address of principal office Postal Code
8. (632) 8555-8888
Issuer's telephone number, including area code
9. Securities registered pursuant to Sections 8 and 12 of the SRC or Sections 4 and 8 of the RSA

Title of Each Class	Number of Shares of Common Stock Outstanding and Amount of Debt Outstanding (as of 30 June 2021)
Common (Unclassified)	5,976,243

10. Indicate the item numbers reported herein: **Items 4(b), 4(b)(i) and 9(b).**

A. During the Annual Stockholders' Meeting of the Issuer held on 14 July 2021 at 2:00 p.m. via Zoom Video Conference, during which 4,799,580 shares or 81.27% of the outstanding capital stock ("OCS") as of 30 April 2021 were present in person or by proxy, the following events transpired:

Item 4(b). Election of Directors. The issuer met the requirement of 50%+1 share of the OCS present in person or by proxy. Thus, the following have been duly elected as members of the Board of Directors:

- Benedicto C. Sison
- Maria Josefina A. Castillo
- Oscar M. Orbos (independent)
- Aleli Angela G. Quirino (independent)
- Oscar S. Reyes (independent)

The independent directors will submit the required certification within 30 days from date of the annual stockholders' meeting.

Item 9(b). Other Events. The stockholders present or represented unanimously approved the following:

1. The minutes of the 2020 annual stockholders' meetings;
2. All acts and proceedings of the Board and Corporate Officers (confirmation and ratification thereof); and
3. Appointment of Navarro, Amper & Co. (Deloitte Touche Tohmatsu) as external auditor for 2021.
4. Amendment of Article I (Section 3) of the By-Laws (Notice of regular meetings to stockholders be sent out at least 21 calendar days prior to scheduled meeting date);
5. Amendment of Article II (Section 1) of the By-Laws (election of Independent Directors in the Board, pursuant to relevant regulations);
6. Amendment of Article III (Sections 1 and 6) of the By-Laws (election of a Compliance Officer as one of the corporate officers);
7. Amendment of Article VIII (Section 1) of the By-Laws (update in the Investment Policy, to align with the provisions of the Investment Company Act-Implementing Rules and Regulations, as amended); and
8. Amendment of Article IX (Section 1) of the By-Laws (provision on the determination of net asset value, to be consistent with the Investment Company Act-Implementing Rules and Regulations, as amended).

B. During the continuation of the Joint Regular Meeting of the Board of Directors immediately after the annual stockholders' meeting, the following events transpired:

Item 4(b)(i). The following were unanimously elected/appointed by the Board:

Chairman:	Benedicto C. Sison
President:	Maria Josefina A. Castillo
Treasurer:	Candy S. Esteban
Corporate Secretary:	Anna Katrina C. Kabigting-Ibero
Asst. Corp. Secretary:	Frances Ianna S. Canto
Compliance Officer:	Ma. Jemilyn S. Camania
Data Protection Officer:	Ma. Jemilyn S. Camania
Risk Officer:	Ria V. Mercado
Internal Auditor:	Joel O. Bungabong
Corporate Governance Committee:	Oscar M. Orbos (Chairman), Benedicto C. Sison and Aleli Angela G. Quirino; and
Audit and Compliance Committee:	Aleli Angela G. Quirino (Chairman), Oscar M. Orbos and Oscar S. Reyes
Representatives to the Philippine Investment Funds Association, Inc.:	
Primary:	President/Maria Josefina A. Castillo
Alternate:	Any one (1) of the following: President (Sun Life Asset Management Company, Inc.) General Counsel (Sun Life Financial Philippines) Treasurer/Chief Financial Officer (SLAMC) Head (Bank and Alternative Distribution, SLAMC) Head (MF Agency Sales, SLAMC)

Item 9(b). Other Events. The Board unanimously confirmed the continuation of the Management Agreement, Distribution Agreement and Transfer Agency Agreement with Sun Life Asset Management Company, Inc.

SIGNATURES

Pursuant to the requirements of the Securities Regulation Code, the issuer has duly caused this report to be signed on its behalf by the undersigned hereunto duly authorized.

Sun Life Prosperity Dollar Starter Fund, Inc.

Issuer

Frances Ianna S. Canto, Assistant Corporate Secretary
Signature and Title

Date: 19 July 2021

COVER SHEET

C S 2 0 1 7 0 1 3 0 7

SEC Identification Number

S U N L I F E P R O S P E R I T Y
 D O L L A R S T A R T E R F U N D , I N C .

(Company's Full Name)

S U N L I F E C E N T R E 5TH A V E .
 C O R . R I Z A L D R I V E , B O N I F A C I O
 G L O B A L C I T Y , T A G U I G C I T Y

(Business Address: No. Street City/Town/Province)

FRANCES IANNA S. CANTO
 (Contact Person)

8555-8888
 (Company Telephone Number)

SEC FORM 17-C

1 2 **3 1**
 Month Day
 (Fiscal Year)

(Form Type)

4th Monday of May
 Month Day
 (Annual Meeting)

(Secondary License Type, If Applicable)

Dept. Requiring this Doc.

Amended Articles Number/Section

Total No. of Stockholders

Total Amount of Borrowings

Domestic Foreign

To be accomplished by SEC Personnel concerned

File Number

 LCU

Document ID

 Cashier

S T A M P S

SECURITIES AND EXCHANGE COMMISSION
SEC FORM 17-C
CURRENT REPORT UNDER SECTION 17 OF THE SECURITIES REGULATION CODE
AND SRC RULE 17.2(c) THEREUNDER

1. 13 October 2021
Date of Report (Date of earliest event reported)
2. SEC Identification Number CS201701307 3. BIR Tax Identification No. 009-525-650-000
4. Sun Life Prosperity Dollar Starter Fund, Inc.
Exact name of issuer as specified in its charter
5. Metro Manila, Philippines
Province, country or other jurisdiction of incorporation
6. (SEC Use Only)
Industry Classification Code:
7. Sun Life Centre, 5th Avenue corner Rizal Drive, Bonifacio Global City, Taguig City 1634
Address of principal office Postal Code
8. (632) 8555-8888
Issuer's telephone number, including area code
9. Securities registered pursuant to Sections 8 and 12 of the SRC or Sections 4 and 8 of the RSA

Title of Each Class	Number of Shares of Common Stock Outstanding and Amount of Debt Outstanding (as of 30 September 2021)
<u>Common (Unclassified)</u>	<u>5,983,166</u>


10. Indicate the item numbers reported herein: **Item 4 (a). Resignation, Removal or Election of Registrant's Directors or Officers.**

Atty. Oscar M. Orbos has resigned as Independent Director of the Sun Life Prosperity Funds effective 08 October 2021 after his decision to run for election as a Congressman. The company is already in the process of searching for a replacement to fill in this vacancy in the Board of Directors

SIGNATURES

Pursuant to the requirements of the Securities Regulation Code, the issuer has duly caused this report to be signed on its behalf by the undersigned hereunto duly authorized.

Sun Life Prosperity Dollar Starter Fund, Inc.
Issuer



Frances Ianna S. Canto, Assistant Corporate Secretary
Signature and Title

Date: 13 October 2021

COVER SHEET

C S 2 0 1 7 0 1 3 0 7

SEC Identification Number

S U N L I F E P R O S P E R I T Y D O L L A R
S T A R T E R F U N D , I N C .

(Company's Full Name)

S U N L I F E C E N T R E 5 T H A V E .
C O R . R I Z A L D R I V E , B O N I F A C I O
G L O B A L C I T Y , T A G U I G C I T Y

(Business Address: No. Street City/Town/Province)

Anna Katrina C. Kabigting-Ibero

(Contact Person)

555-8888 loc. 5699

(Company Telephone Number)

SEC 17-C

1 2

Month

(Fiscal Year)

3 1

Day

(Form Type)

4th Wednesday of June

Month Day

(Annual Meeting)

(Secondary License Type, If Applicable)

Dept. Requiring this Doc.

Amended Articles Number/Section

Total No. of Stockholders

Total Amount of Borrowings

Domestic

Foreign

To be accomplished by SEC Personnel concerned

File Number

Document ID

LCU

Document ID

Cashier

STAMPS

SECURITIES AND EXCHANGE COMMISSION
SEC FORM 17-C
CURRENT REPORT UNDER SECTION 17 OF THE SECURITIES REGULATION CODE
AND SRC RULE 17.2(c) THEREUNDER

1. 23 November 2021
Date of Report (Date of earliest event reported)
2. SEC Identification Number CS201701307
3. BIR Tax Identification No. 009-525-650-000
4. Sun Life Prosperity Dollar Starter Fund, Inc.
Exact name of issuer as specified in its charter
5. Metro Manila, Philippines
Province, country or other jurisdiction of incorporation
6. (SEC Use Only)
Industry Classification Code:
7. Sun Life Centre, 5th Avenue corner Rizal Drive, Bonifacio Global City, Taguig City 1634
Address of principal office Postal Code
8. (632) 8555-8888
Issuer's telephone number, including area code
9. Securities registered pursuant to Sections 8 and 12 of the SRC or Sections 4 and 8 of the RSA

Title of Each Class	Number of Shares of Common Stock Outstanding and Amount of Debt Outstanding (as of 31 October 2021)
<u>Common (Unclassified)</u>	<u>5,995,991</u>

10. Indicate the item numbers reported herein: **Items 4 (b) (i).**

During the Special Meeting of the Board of Directors of the Issuer held on 19 November 2021 at 5:15 p.m. via Zoom Meeting Conference, where a quorum was present and acting throughout, the following matters were unanimously approved:

Item 4 (b) (i). Resignation, Removal or Election of Registrant's Directors or Officers.

1. Election of Mr. Cesar Luis F. Bate as replacement Independent Director, in lieu of Atty. Oscar M. Orbos, to serve the unexpired portion of the term of the latter, and until his successor is elected and qualified;
2. Appointment of Mr. Bate to the Corporate Governance Committee, in lieu of Atty. Oscar M. Orbos, to serve the unexpired portion of the term of the latter, and until his successor elected and qualified;
3. Appointment of Mr. Bate to the Audit and Compliance Committee, in lieu of Atty. Oscar M. Orbos., to serve the unexpired portion of the term of the latter, and until his successor is elected and qualified;
4. Resignation of Ms. Maria Josefina A. Castillo as Director and President effective 19 November 2021;
5. Election of Ms. Candy S. Esteban as replacement Director and President, to serve the unexpired portion of Ms. Castillo's term, and until her successor is elected and qualified; and
6. Appointment of Mr. Sherwin S. Sampang as Treasurer, to replace Ms. Esteban effective 19 November 2021.

Please refer to Annex "A" for a summary of their professional and business experience.

SIGNATURES

Pursuant to the requirements of the Securities Regulation Code, the Issuer has duly caused this report to be signed on its behalf by the undersigned hereunto duly authorized.

Sun Life Prosperity Dollar Starter Fund, Inc.

Issuer



Anna Katrina C. Kabigting-Ibero, Corporate Secretary
Signature and Title

Date: 23 November 2021

CESAR LUIS F. BATE

7 Beaterio Street, Urdaneta Village, Makati City Philippines
Telephone No (632) 8896 9675
Office landline (632) 8864 0808
Mobile No (63917) 5625 6021

EXPERIENCE

Managing Director
LMN Advisors/Partners Inc.

Louie established the consultancy firm LMN Advisors/Partners Inc., in October 2006 after being a stockbroker for 20 years. Prior to LMN, Louie was head of the Philippine operations of Macquarie Securities Philippines from 2004 to 2006. From 1995 to 2004, He was president of Dutch-owned ING Securities Philippines which was the country's largest stock brokerage house for four years under his ten-year tenure. He started his career as a stockbroker with the local house A&A Securities in 1987 and joined British-owned Baring Securities as Head of Philippine sales in 1992. Louie is presently a registered and authorized salesman of A&A Securities, Inc., as such he actively advises high-net worth individuals and two institutions. He also handles discretionary accounts.

Independent Director 2021
RL Commercial REIT, Inc.

Director 1980 – present
Acacia Lane, Inc.

Trustee 2007 – 2016
Jose Rizal University

EDUCATION

1984 BS Management Engineering
Ateneo de Manila University

FAMILY

Born March 24, 1961
Married September 2000 to Ana Melissa Tang Yao
Has four boys ages 12 to 19

OTHERS

Collects Philippine Art

CANDY S. ESTEBAN

Academic Background

Candy is a Master of Business Administration (MBA) from INSEAD. She also holds a bachelor's degree in Management Engineering from the Ateneo De Manila University.

Professional Career

Candy was the Head for Financial Planning and Analysis for the Sun Life group of companies where she led strategic and business planning, management reporting and expense management activities. She was also the Treasurer for Sun Life of Asset Management Company, Inc. (SLAMCI) and the 16 Sun Life Prosperity Funds (SLP Funds). In this role, Candy co-managed the day to day activities of treasury operations, as well as financial accounting and reporting for SLAMCI and the SLP Funds.

Before joining Sun Life, Candy held various positions in the Philippine business of Citigroup. From 2006 to 2014 – she led business planning and analysis functions for the Wealth Management business of Citibank Philippines covering the Deposits, Investments, Personal Loans and Insurance. Candy was also the Chief Financial Officer for Citibank Savings Incorporated (CSI) from 2011 to March 2014 where she covered the financial management of the legal vehicle CSI, including local regulatory, US GAAP reporting, and compliance to internal and external regulations. She was one of the key members in the sale and transition of CSI to a local Philippine bank in 2014.

Candy also held the position of Lead Finance Office at American Express Bank from 2004-2006 where she supported the Commercial Cards business for the Philippines, Thailand, Indonesia and Malaysia, and the Wealth Management business in the Philippines. Her first role after graduating from the Ateneo was as a Management Reporting Officer/Business Process Analyst for the financial reporting shared services division of Citigroup where she led automation and financial reporting for various countries in the Central and Eastern Europe, Middle East and Africa (CEEMEA), and Southeast Asia region.

SHERWIN S. SAMPANG

Mr. Sherwin S. Sampang is Sun Life PH's Head of Financial Planning & Analysis (October 2021 to present). Concurrently, Mr. Sampang is the Treasurer of Sun Life Financial Plans, Inc. (October 2017 to present). He joined Sun Life as Head of Finance Systems, Processes and Internal Controls (September 2016 to October 2018). He later assumed the role of Head of Accounting and Controllershship (November 2018 to September 2021).

Mr. Sampang has over 20 years of local and international experience in Finance and Audit. Prior to joining Sun Life, he was the Head of Finance of QBE Seaboard Insurance Philippines, Inc. His experience includes financial management leadership covering financial reporting, budgeting, forecasting, strategic planning, cost management, business process re-engineering, taxation and treasury. Prior to QBE Seaboard, he was a Director in the assurance practice of PwC Philippines and has acquired extensive international exposure from his 18-month secondment with Deloitte in Boston, MA, USA. He graduated with a degree in Bachelor of Science in Accountancy from Far Eastern University and attended the Management Development Program of the Asian Institute of Management. Mr. Sampang maintains active membership in the Philippine Institute of Certified Public Accountants (PICPA) and is currently a Board of Director of the Philippine Federation of Pre-Need Plan Companies, Inc.

COVER SHEET

C S 2 0 1 7 0 1 3 0 7

SEC Identification Number

S U N L I F E P R O S P E R I T Y D O L L A R
S T A R T E R F U N D , I N C .

(Company's Full Name)

S U N L I F E C E N T R E 5 T H A V E .
C O R . R I Z A L D R I V E , B O N I F A C I O
G L O B A L C I T Y , T A G U I G C I T Y

(Business Address: No. Street City/Town/Province)

Anna Katrina C. Kabigting-Ibero

(Contact Person)

555-8888 loc. 5699

(Company Telephone Number)

SEC 17-C

1 2

Month

(Fiscal Year)

3 1

Day

(Form Type)

4th Wednesday of June

Month Day

(Annual Meeting)

(Secondary License Type, If Applicable)

Dept. Requiring this Doc.

Amended Articles Number/Section

Total No. of Stockholders

Total Amount of Borrowings
Domestic Foreign

To be accomplished by SEC Personnel concerned

File Number

LCU

Document ID

Cashier

STAMPS

SECURITIES AND EXCHANGE COMMISSION
SEC FORM 17-C
CURRENT REPORT UNDER SECTION 17 OF THE SECURITIES REGULATION CODE
AND SRC RULE 17.2(c) THEREUNDER

1. 17 December 2021
Date of Report (Date of earliest event reported)
2. SEC Identification Number CS201701307
3. BIR Tax Identification No. 009-525-650-000
4. Sun Life Prosperity Dollar Starter Fund, Inc.
Exact name of issuer as specified in its charter
5. Metro Manila, Philippines
Province, country or other jurisdiction of incorporation
6. (SEC Use Only)
Industry Classification Code:
7. Sun Life Centre, 5th Avenue corner Rizal Drive, Bonifacio Global City, Taguig City 1634
Address of principal office Postal Code
8. (632) 8555-8888
Issuer's telephone number, including area code
9. Securities registered pursuant to Sections 8 and 12 of the SRC or Sections 4 and 8 of the RSA

Title of Each Class	Number of Shares of Common Stock Outstanding and Amount of Debt Outstanding (as of 30 November 2021)
<u>Common (Unclassified)</u>	<u>5,999,879</u>

10. Indicate the item numbers reported herein: **Items 9 (b)**

During the Regular Meeting of the Board of Directors of the Issuer held on 14 December 2021 at 11:30 a.m. via Zoom Meeting Conference, where a quorum was present and acting throughout, the Board of Directors unanimously approved:

Item 9 (b). Other events. Amendment of Prospectus. (1) Approve, confirm, ratify the existing securities offered by the Sun Life Prosperity Funds, and authorize the filing of the individual Registration Statements and Prospectuses of the Funds, as amended, to the Securities and Exchange Commission; and (2) Approve the disclosures contained in the individual Registration Statements and Prospectus, and assume responsibility for the information contained therein.

SIGNATURES

Pursuant to the requirements of the Securities Regulation Code, the Issuer has duly caused this report to be signed on its behalf by the undersigned hereunto duly authorized.

Sun Life Prosperity Dollar Starter Fund, Inc.

Issuer

Date: 17 December 2021


Anna Katrina C. Kabigting-Isero, Corporate Secretary
Signature and Title

COVER SHEET

for
AUDITED FINANCIAL STATEMENTS

SEC Registration Number

C S 2 0 1 7 0 1 3 0 7

Company Name

S U N L I F E P R O S P E R I T Y D O L L A R

S T A R T E R F U N D I N C .

Principal Office (No./Street/Barangay/City/Town)Province)

S U N L I F E C E N T R E 5 T H A V E . C O R .

R I Z A L D R I V E , B O N I F A C I O G L O B A L

C I T Y , T A G U I G C I T Y

Form Type

A A F S

Department requiring the report

C R M D

Secondary License Type, If Applicable

N/A

COMPANY INFORMATION

Company's Email Address

sunlife_sec_communications@sunlife.com

Company's Telephone Number/s

8555-8888

Mobile Number

0999-991-7178

No. of Stockholders

2,523

Annual Meeting
Month/Day

Every Fourth Wednesday of June

Fiscal Year
Month/Day

12/31

CONTACT PERSON INFORMATION

The designated contact person **MUST** be an Officer of the Corporation

Name of Contact Person

SHERWIN S. SAMPANG

Email Address

Sherwin.Sampang@sunlife.com

Telephone Number/s

555-8888

Mobile Number

N/A

Contact Person's Address

SUN LIFE CENTRE, 5TH AVE. COR. RIZAL DRIVE, BONIFACIO GLOBAL CITY, TAGUIG CITY

Note 1: In case of death, resignation or cessation of office of the officer designated as contact person, such incident shall be reported to the Commission within thirty (30) calendar days from the occurrence thereof with information and complete contact details of the new contact person designated.

Note 2: All Boxes must be properly and completely filled-up. Failure to do so shall cause the delay in updating the corporation's records with the Commission and/or non-receipt of Notice of Deficiencies. Further, non-receipt of Notice of Deficiencies shall not excuse the corporation from liability for its deficiencies.

Joycelyn Alday

From: Roi Robinson Hermoso
Sent: Saturday, May 14, 2022 5:59 AM
To: Joycelyn Alday
Cc: Merobhe T Esmele
Subject: Fwd: Your BIR AFS eSubmission uploads were received

Hi Joyce / Mebh, FYR

From: eafs@bir.gov.ph <eafs@bir.gov.ph>
Sent: Friday, May 13, 2022 11:28:33 PM
To: Roi Robinson Hermoso <roi.robinson.hermoso@sunlife.com>
Cc: Roi Robinson Hermoso <roi.robinson.hermoso@sunlife.com>
Subject: Your BIR AFS eSubmission uploads were received

CAUTION This email originated from outside the organization. Please proceed only if you trust the sender.

Hi SUN LIFE PROSPERITY DOLLAR STARTER FUND, INC.,

Valid files

- EAFS009525650RPTTY122021.pdf
- EAFS009525650ITRTY122021.pdf
- EAFS009525650AFSTY122021.pdf

Invalid file

- <None>

Transaction Code: **AFS-0-C8ALB6GB0CL779HEFNXTMZWXN0433XPS3W**
Submission Date/Time: **May 13, 2022 11:28 PM**
Company TIN: **009-525-650**

Please be reminded that you accepted the terms and conditions for the use of this portal and expressly agree, warrant and certify that:

- The submitted forms, documents and attachments are complete, truthful and correct based on the personal knowledge and the same are from authentic records;
- The submission is without prejudice to the right of the BIR to require additional document, if any, for completion and verification purposes;
- The hard copies of the documents submitted through this facility shall be submitted when required by the BIR in the event of audit/investigation and/or for any other legal purpose.

This is a system-generated e-mail. Please do not reply.

=====
DISCLAIMER

=====

This email and its attachments may be confidential and are intended solely for the use of the individual or entity to whom it is addressed.

If you are not the intended recipient of this email and its attachments, you must take no action based upon them, nor must you disseminate, distribute or copy this e-mail. Please contact the sender immediately if you believe you have received this email in error.

E-mail transmission cannot be guaranteed to be secure or error-free. The recipient should check this email and any attachments for the presence of viruses. The Bureau of Internal Revenue does not accept liability for any errors or omissions in the contents of this message which arise as a result of e-mail transmission.



**STATEMENT OF MANAGEMENT'S RESPONSIBILITY
FOR FINANCIAL STATEMENTS**

The Management of Sun Life Prosperity Dollar Starter Fund, Inc. (the "Company") is responsible for the preparation and fair presentation of the financial statements, including the schedules attached therein, as at December 31, 2021 and 2020, and for the years ended December 31, 2021, 2020 and 2019, in accordance with the Philippine Financial Reporting Standards and for such internal control as Management determines is necessary to enable the preparation of financial statements that are free from material misstatement, whether due to fraud or error.

In preparing the financial statements, Management is responsible for assessing the Company's ability to continue as a going concern, disclosing, as applicable matters related to going concern and using the going concern basis of accounting unless Management either intends to liquidate the Company or to cease operations, or has no realistic alternative but to do so.

Those charged with governance are responsible for overseeing the Company's financial reporting process.

Those charged with governance review and approve the financial statements including the schedules attached therein, and submits the same to the stockholders.

Navarro Amper & Co., the independent auditor appointed by the stockholders for the periods December 31, 2021 and 2020, has audited the financial statements of the Company in accordance with Philippine Standards on Auditing, and in its report to the stockholders has expressed its opinion on the fairness of presentation upon completion of such audit.

Handwritten signature of Benedicto C. Sison in cursive script.

Benedicto C. Sison, Chairman of the Board

Handwritten signature of Valerie N. Pama in cursive script.

Valerie N. Pama, President

Handwritten signature of Sherwin S. Sampang in cursive script.

Sherwin S. Sampang, Treasurer

Signed this 9th day of March 2022.

MAR 09 2022

MAKATI CITY

Subscribed and sworn to me before this ___ day of _____, 2022 at _____, affiants exhibiting to me competent evidence of identity, as follows:

Name	Government Issued ID	Date/Place Issued
Benedicto C. Sison	Passport ID P8268568B	24 Nov 2021/DFA Manila
Valerie N. Pama	Passport ID P7158454B	8 July 2021/DFA Manila
Sherwin S. Sampang	Passport ID P9427178A	06 Nov 2018/DFA NCR East

WITNESS MY HAND AND SEAL on the date and place above written:

Doc. No. 252
Page No. 48
Book No. 17
Series of 2022.

ATTY. ROMEO M. MONFORT
Notary Public City of Makati
Extended Until June 30, 2022
PTR No. 8853070-1, Makati City
Appointed by DepEd (2018-2024)
BP No. 150017-1, Makati
MCLE NO. VI-0025017 Job No. 27932
101 Urban Ave. Carpos Rueda Bldg.
Brgy. Pio Del Pilar, Makati City

INDEPENDENT AUDITOR'S REPORT

To the Board of Directors and Shareholders
SUN LIFE PROSPERITY DOLLAR STARTER FUND, INC.
(An Open-end Investment Company)
Sun Life Centre, 5th Avenue corner Rizal Drive
Bonifacio Global City, Taguig City

Report on the Audit of the Financial Statements

Opinion

We have audited the financial statements of Sun Life Prosperity Dollar Starter Fund, Inc. (the "Company"), which comprise the statements of financial position as at December 31, 2021 and 2020, and the statements of comprehensive income, statements of changes in equity and statements of cash flows for the years ended December 31, 2021, 2020 and 2019, and notes to the financial statements, including a summary of significant accounting policies.

In our opinion, the accompanying financial statements present fairly, in all material respects, the financial position of the Company as at December 31, 2021 and 2020, and its financial performance and its cash flows for the years ended December 31, 2021, 2020 and 2019, in accordance with Philippine Financial Reporting Standards (PFRS).

Basis for Opinion

We conducted our audits in accordance with Philippine Standards on Auditing (PSA). Our responsibilities under those standards are further described in the *Auditor's Responsibilities for the Audit of the Financial Statements* section of our report. We are independent of the Company in accordance with the Code of Ethics for Professional Accountants in the Philippines (Code of Ethics) together with the ethical requirements that are relevant to our audits of the financial statements in the Philippines, and we have fulfilled our other ethical responsibilities in accordance with these requirements and the Code of Ethics. We believe that the audit evidence we have obtained is sufficient and appropriate to provide a basis for our opinion.

Responsibilities of Management and Those Charged with Governance for the Financial Statements

Management is responsible for the preparation and fair presentation of these financial statements in accordance with PFRS, and for such internal control as Management determines is necessary to enable the preparation of financial statements that are free from material misstatement, whether due to fraud or error.

In preparing the financial statements, Management is responsible for assessing **the Company's** ability to continue as a going concern, disclosing, as applicable, matters related to going concern and using the going concern basis of accounting unless Management either intends to liquidate the Company or to cease operations, or has no realistic alternative but to do so.

Those charged with governance are **responsible for overseeing the Company's financial reporting process.**



Auditor's Responsibilities for the Audit of the Financial Statements

Our objectives are to obtain reasonable assurance about whether the financial statements as a whole are free from material misstatement, whether due to fraud or error, and to issue an **auditor's** report that includes our opinion. Reasonable assurance is a high level of assurance, but is not a guarantee that an audit conducted in accordance with PSA will always detect a material misstatement when it exists. Misstatements can arise from fraud or error and are considered material if, individually or in the aggregate, they could reasonably be expected to influence the economic decisions of users taken on the basis of financial statements.

As part of an audit in accordance with PSA, we exercise professional judgment and maintain professional skepticism throughout the audit. We also:

- Identify and assess the risks of material misstatement of the financial statements, whether due to fraud or error, design and perform audit procedures responsive to those risks, and obtain audit evidence that is sufficient and appropriate to provide a basis for our opinion. The risk of not detecting a material misstatement resulting from fraud is higher than for one resulting from error, as fraud may involve collusion, forgery, intentional omissions, misrepresentations, or the override of internal control.
- Obtain an understanding of internal control relevant to the audit in order to design audit procedures that are appropriate in the circumstances, but not for the purpose of expressing an opinion on the effectiveness of the Company's internal control.
- Evaluate the appropriateness of accounting policies used and the reasonableness of accounting estimates and related disclosures made by Management.
- Conclude on the appropriateness of **Management's use of the going concern basis of** accounting and, based on the audit evidence obtained, whether a material uncertainty exists related to events or conditions that may cast significant doubt on the Company's **ability to** continue as a going concern. If we conclude that a material uncertainty exists, we are required to draw **attention in our auditor's** report to the related disclosures in the financial statements or, if such disclosures are inadequate, to modify our opinion. Our conclusions are based on the audit evidence obtained **up to the date of our auditor's** report. However, future events or conditions may cause the Company to cease to continue as a going concern.
- Evaluate the overall presentation, structure and content of the financial statements, including the disclosures, and whether the financial statements represent the underlying transactions and events in a manner that achieves fair presentation.

We communicate with those charged with governance regarding, among other matters, the planned scope and timing of the audit and significant audit findings, including any significant deficiencies in internal control that we identify during our audits.

We also provide those charged with governance with a statement that we have complied with relevant ethical requirements regarding independence, and to communicate with them all relationships and other matters that may reasonably be thought to bear on our independence, and where applicable, related safeguards.



Report on Other Legal and Regulatory Requirements

Report on the Supplementary Information Required by Bureau of Internal Revenue

Our audits were conducted for the purpose of forming an opinion on the basic financial statements taken as a whole. The supplementary information in Note 24 to the financial statements is presented for purposes of filing with the Bureau of Internal Revenue and is not a required part of the basic financial statements. Such supplementary information is the responsibility of Management and has been subjected to the auditing procedures applied in our audit of the basic financial statements. In our opinion, the supplementary information is fairly stated in all material respects in relation to the basic financial statements taken as a whole.


Navarro Amper & Co.

BOA Registration No. 0004, valid from June 7, 2021 to September 22, 2024

SEC A.N. 0004-SEC, issued on December 7, 2021; Group A, valid to audit 2021 to 2025 financial statements

TIN 005299331

By:



Joe Jeffrey Mark P. Ferrer

Partner

CPA License No. 0115793

SEC A.N. 1767-A, issued on August 27, 2019; effective until August 26, 2022, Group A

TIN 211965340

BIR A.N. 08-002552-058-2021, issued on September 8, 2021; effective until October 8, 2024

PTR No. A-5334284, issued on January 4, 2022, Taguig City

Taguig City, Philippines

May 6, 2022



SUN LIFE PROSPERITY DOLLAR STARTER FUND, I INC.

(An Open-End Investment Company)

STATEMENTS OF FINANCIAL POSITION

(In US Dollars)

		December 31	
	Notes	2021	2020
ASSETS			
Current Assets			
Cash and cash equivalents	6	\$ 41,447,426	\$24,645,731
Financial assets at fair value through profit or loss	8	3,539,070	21,467,178
Financial assets at amortized cost - current portion	9	105,773,291	20,348,572
Accrued interest receivable	7	1,053,994	394,557
Total Current Assets		151,813,781	66,856,038
Non-current Asset			
Financial assets at amortized cost - non-current portion, net	9	34,143,103	26,369,577
Deferred tax asset	19	45,164	101,839
Total Non-Current Assets		34,188,267	26,471,416
		\$186,002,048	\$93,327,454
LIABILITIES AND EQUITY			
Current Liabilities			
Accrued expenses and other payables	10	\$ 140,187	\$ 759,647
Payable to fund manager	11	61,430	29,597
Income tax payable		81,328	-
Total Current Liabilities		282,945	789,244
Equity			
Share capital	13	265,279	257,620
Deposit for future stock subscription	13	172,283,949	79,443,982
Additional paid-in capital	14	10,890,092	11,423,301
Retained earnings		2,285,242	1,414,134
		185,724,562	92,539,037
Treasury shares	13	(5,459)	(827)
Total Equity		185,719,103	92,538,210
		\$186,002,048	\$93,327,454
Net Asset Value Per Share	15	\$ 1.0608	\$ 1.0536

See Notes to Financial Statements.

SUN LIFE PROSPERITY DOLLAR STARTER FUND, I INC.
(An Open-End Investment Company)

STATEMENTS OF COMPREHENSIVE INCOME
(In US Dollars)

		For the Years Ended December 31		
	Notes	2021	2020	2019
Investment Income				
Interest income	16	\$1,591,650	\$1,137,773	\$494,178
Dividend income	8	-	3,139	-
Net realized gains on investments	8, 9	240,679	46,820	20,031
Other income		1,885	36	12
		<u>1,834,214</u>	<u>1,187,768</u>	<u>514,221</u>
Investment Expenses				
Commissions		-	8,580	1,911
		-	8,580	1,911
		<u>1,834,214</u>	<u>1,179,188</u>	<u>512,310</u>
Operating Expenses				
Management fees	11	399,789	181,838	61,033
Distribution fees	11	181,722	82,654	27,742
Provision for expected credit losses	9	82,593	-	-
Taxes and licenses		21,542	65,892	23,897
Custodian fees		10,569	7,596	2,163
Directors' fees	11	7,976	6,362	5,269
Professional fees		2,936	7,562	9,183
Printing and supplies		323	271	711
Fair value loss from financial liability		-	-	358
Miscellaneous		7,245	2,286	4,079
		<u>714,695</u>	<u>354,461</u>	<u>134,435</u>
Profit Before Net Unrealized Gains		1,119,519	824,727	377,875
Net Unrealized Gains (Losses) on Investments	8	(13,408)	10,166	22,923
Profit before tax		1,106,111	834,893	400,798
Income Tax Expense (Benefit)	19	235,003	(49,000)	(19,255)
Total Comprehensive Net Income for the Year		<u>\$ 871,108</u>	<u>\$ 883,893</u>	<u>\$420,053</u>
Basic Earnings per Share	17	<u>\$ 0.0731</u>	<u>\$ 0.0752</u>	<u>\$ 0.0720</u>
Diluted Earnings per Share	17	<u>\$ 0.0071</u>	<u>\$ 0.0175</u>	<u>\$ 0.0230</u>

See Notes to Financial Statements.

SUN LIFE PROSPERITY DOLLAR STARTER FUND, I INC.
(An Open-End Investment Company)

STATEMENTS OF CHANGES IN EQUITY
(In US Dollars)

	For the Years Ended December 31, 2021, 2020 and 2019						
	Notes	Share Capital	Deposits for Future Stock Subscription	Additional Paid-in-Capital	Treasury Shares	Retained Earnings	Total
Balance, January 1, 2019	13,14	\$ 128,864	\$ 5,771,375	\$ 5,875,564	(\$211,686)	\$ 110,188	\$ 11,674,305
Total comprehensive income for the year						420,053	420,053
Transactions with owners:	13,14						
Issuance of shares during the year		106	-	5,006	-	-	5,112
Acquisition of treasury shares during the year		-	-	-	(7,821,505)	-	(7,821,505)
Reissuance of treasury shares during the year		-	-	(161,649)	7,460,847	-	7,299,198
Receipt of deposits for future stock subscriptions		-	52,163,940	-	-	-	52,163,940
Redemption of deposits for future stock subscriptions		-	(25,810,303)	-	-	-	(25,810,303)
Transfer from deposit for future stock subscription to share capital		127,095	(6,085,990)	5,958,895	-	-	-
Reissuance of treasury shares from deposit for future stock subscription		-	(289,276)	(5,084)	294,360	-	-
Total transactions with owners		127,201	19,978,371	5,797,168	(66,298)	-	25,836,442
Balance, December 31, 2019	13,14	256,065	25,749,746	11,672,732	(277,984)	530,241	37,930,800
Total comprehensive income for the year						883,893	883,893
Transactions with owners:	13,14						
Issuance of shares during the year		11	-	-	-	-	11
Acquisition of treasury shares during the year		-	-	-	(3,876,499)	-	(3,876,499)
Reissuance of treasury shares during the year		-	-	(58,403)	4,153,656	-	4,095,253
Receipt of deposits for future stock subscriptions		-	141,154,873	-	-	-	141,154,873
Redemption of deposits for future stock subscriptions		-	(91,070,979)	(293,546)	-	-	(91,364,525)
Transfer from deposit for future stock subscription to share capital		1,544	(104,062)	102,518	-	-	-
Transfer of financial liability at fair value through profit or loss to deposit for future stock subscription	12	-	3,714,404	-	-	-	3,714,404
Total transactions with owners		1,555	53,694,236	(249,431)	277,157	-	53,723,517
Balance, December 31, 2020	13,14	257,620	79,443,982	11,423,301	(827)	1,414,134	92,538,210
Total comprehensive income for the year						871,108	871,108
Transactions with owners:	13,14						
Acquisition of treasury shares during the year		-	-	-	(1,782,921)	-	(1,782,921)
Reissuance of treasury shares during the year		-	-	(24,381)	1,778,289	-	1,753,908
Receipt of deposits for future stock subscriptions		-	327,353,866	-	-	-	327,353,866
Redemption of deposits for future stock subscriptions		-	(234,506,240)	(508,828)	-	-	(235,015,068)
Transfer from deposit for future stock subscription to share capital		7,659	(7,659)	-	-	-	-
Total transactions with owners		7,659	92,839,967	(533,209)	(4,632)	-	92,309,785
Balance, December 31, 2021	13,14	\$ 265,279	\$ 172,283,949	\$ 10,890,092	(\$5,459)	\$ 2,285,242	\$ 185,719,103

See Notes to Financial Statements.

SUN LIFE PROSPERITY DOLLAR STARTER FUND, I INC.

(An Open-End Investment Company)

STATEMENTS OF CASH FLOWS

(In US Dollars)

For the Years Ended December 31

	Notes	2021	2020	2019
Cash Flows from Operating Activities				
Profit before tax		\$ 1,106,111	\$ 834,893	\$ 400,798
Adjustments for:				
Net unrealized (gains) losses on investments	8	13,408	(10,166)	(22,923)
Net realized gains on investments	8, 9	(240,679)	(46,820)	(20,031)
Interest income	16	(1,591,650)	(1,137,773)	(494,178)
Provision for expected credit losses	9	82,593	-	-
Fair value loss on financial liabilities at fair value through profit or loss	12	-	-	358
Operating cash flows before working capital changes		(630,217)	(359,866)	(135,976)
Decrease(Increase) in Other current assets		-	86	53
Increase (Decrease) in:				
Payable to fund manager		31,833	19,526	3,016
Accrued expenses and other payables		(619,460)	713,563	38,339
Cash generated from (used in) operations		(1,217,844)	373,309	(94,568)
Acquisition of financial assets at fair value through profit or loss	8	(940,030,669)	(44,212,345)	(16,617,300)
Proceeds from disposal of financial assets at fair value through profit or loss	8	957,979,215	33,524,167	7,263,389
Interest received		1,826,663	1,601,639	457,190
Income taxes paid		(97,000)	(12,046)	(21,538)
Net cash generated from (used in) operating activities		18,460,365	(8,725,276)	(9,012,827)
Cash Flows from Investing Activities				
Acquisitions of financial assets at amortized cost	9	(205,248,856)	(60,291,467)	(21,282,251)
Proceeds from maturities/disposal of financial assets at amortized cost	9	111,280,401	30,881,569	8,233,000
Net cash used in investing activities		(93,968,455)	(29,409,898)	(13,049,251)
Cash Flows from Financing Activities				
Proceeds from issuance of share capital	13	-	11	5,112
Proceeds from reissuance of treasury shares	13, 14	1,753,908	4,095,253	7,299,198
Payments on acquisition of treasury shares	13	(1,782,921)	(3,876,499)	(7,821,505)
Receipt of deposit for future stock subscriptions	13	327,353,866	141,154,873	55,877,986
Redemption of deposit for future stock subscriptions	13	(235,015,068)	(91,364,525)	(25,810,303)
Net cash generated from financing activities		92,309,785	50,009,113	29,550,488
Net Increase in Cash and cash equivalents		16,801,695	11,873,939	7,488,410
Cash and cash equivalents, Beginning		24,645,731	12,771,792	5,283,382
Cash and cash equivalents, End		\$ 41,447,426	\$ 24,645,731	\$ 12,771,792

See Notes to Financial Statements.

SUN LIFE PROSPERITY DOLLAR STARTER FUND, INC.
(An Open-end Investment Company)

NOTES TO FINANCIAL STATEMENTS
AS AT DECEMBER 31, 2021 AND 2020 AND FOR THE YEARS ENDED
DECEMBER 31, 2021, 2020 AND 2019
(In US Dollars)

1. CORPORATE INFORMATION

Sun Life Prosperity Dollar Starter **Fund, Inc. (the "Company")** was incorporated and registered with the Philippine Securities and Exchange Commission (SEC) on January 16, 2017 and started its commercial operations on November 6, 2017. The Company is a registered open-end investment company under the Investment Company Act (**Republic Act "R.A."** No. 2629) and the Securities Regulation Code (R.A. No. 8799), formerly known as the Revised Securities Act (B.P. No. 178). It is engaged in the sale of and distribution of mutual fund shares, and seeks to provide higher yields than conventional bank deposits, short-term corporate and government debt and other fixed income instruments denominated in US Dollars. As an open-end investment company, its shares are redeemable anytime based on the Net Asset Value Per Share (NAVPS) at the time of redemption.

The Company appointed Sun Life Asset Management Company, Inc. (SLAMCI), an investment management company incorporated in the Philippines and a wholly owned subsidiary of Sun Life of Canada (Philippines), Inc. (SLOCPI), as its fund manager, adviser, administrator, distributor and transfer agent and provider of management, distribution and all required operational services, as disclosed in Note 11.

The Company's registered office address and principal place of business is at Sun Life Centre, 5th Avenue corner Rizal Drive, Bonifacio Global City, Taguig City.

2. FINANCIAL REPORTING FRAMEWORK AND BASIS OF PREPARATION AND PRESENTATION

Statement of Compliance

The financial statements of the Company have been prepared in accordance with Philippine Financial Reporting Standards (PFRS), which include all applicable PFRS, Philippine Accounting Standards (PAS) and interpretations issued by the International Financial Reporting Interpretations Committee (IFRIC), Philippine Interpretations Committee (PIC) and Standing Interpretations Committee (SIC) as approved by the Financial Reporting Standards Council (FRSC) and the Board of Accountancy (BOA), and adopted by the SEC.

Basis of Preparation and Presentation

The financial statements of the Company have been prepared on the historical cost basis, except for certain financial assets measured at fair value.

Historical cost is generally based on the fair value of the consideration given in exchange for goods and services.

Functional and Presentation Currency

These financial statements are presented in United States Dollar (USD), the currency of the primary economic environment in which the Company operates. All amounts are recorded to the nearest dollar, except when otherwise indicated.

3. ADOPTION OF NEW AND REVISED ACCOUNTING STANDARDS

Adoption of New and Revised Accounting Standards Effective in 2021

The Company adopted all accounting standards and interpretations effective as at December 31, 2021. The new and revised accounting standards and interpretations that have been published by the International Accounting Standards Board (IASB) and approved **by the FRSC in the Philippines, were assessed to be applicable to the Company's financial statements** and are as follows:

PIC Q&A No. 2020-07, PAS 12 – Accounting for the Proposed Changes in Income Tax Rates under the Corporate Recovery and Tax Incentives for Enterprises Act (CREATE) Act

The interpretation explained the details of the CREATE bill and its impact on the financial statements once passed.

Interpretation discussed that impact on the financial statements ending December 31, 2020 are as follows:

- Current and deferred taxes will still be measured using the applicable income tax rate as of December 31, 2020;
- If the CREATE bill is enacted before **financial statements' issue date, this will be a non-adjusting event** but the significant effects of changes in tax rates on current and deferred tax assets and liabilities should be disclosed; and
- **If the CREATE bill is enacted after financial statements' issue date** but before filing of the income tax return, this is no longer a subsequent event but companies may consider disclosing the general key feature of the bill and the expected impact on the financial statements

For the financial statements ending December 31, 2021, the impact are as follows:

- **Standard provides that component of tax expense(income) may include "any adjustments recognized in the period for current tax of prior periods" and "the amount of deferred tax expense(income) relating to changes in tax rates or the imposition of new taxes";**
- An explanation of changes in the applicable income tax rates to the previous accounting period is also required to be disclosed;
- The provision for current income tax for the year 2021 will include the difference between income tax per 2020 financial statements and 2020 income tax return;
- Deferred tax assets and liabilities as of December 31, 2021, will be remeasured using the new tax rates; and
- Any movement in deferred taxes arising from the change in tax rates that will form part of the provision for/benefit from deferred taxes will be included as well in the effective tax rate reconciliation.

The interpretation is effective on or after January 29, 2021.

The Management assessed that CREATE Act had reduced income tax expense by \$16,972 and increased net income and net assets by the same amount. The increase was recorded in 2021 following the provisions of PIC Q&A 2020-07.

New Accounting Standards Effective after the Reporting Period Ended December 31, 2021

The Company will adopt the following standards when these become effective:

PFRS 17, Insurance Contracts

PFRS 17 establishes the principles for the recognition, measurement, presentation and disclosure of insurance contracts and supersedes PFRS 4, *Insurance Contracts*.

PFRS 17 outlines a general model, which is modified for insurance contracts with direct participation features, described as the variable fee approach. The general model is simplified if certain criteria are met by measuring the liability for remaining coverage using the premium allocation approach.

The general model uses current assumptions to estimate the amount, timing and uncertainty of future cash flows and it explicitly measures the cost of that uncertainty. **It takes into account market interest rates and the impact of policyholders' options and guarantees.**

An amendment issued on June 2020 and adopted by FRSC on August 2020 addresses concerns and implementation challenges that were identified after PFRS 17 was published.

PFRS 17 must be applied retrospectively unless impracticable, in which case the modified retrospective approach or the fair value approach is applied.

For the purpose of the transition requirements, the date of initial application is the start of the annual reporting period in which the entity first applies the Standard, and the transition date is the beginning of the period immediately preceding the date of initial application.

The standard (incorporating the amendments) is effective for periods beginning on or after January 1, 2025. Earlier application is permitted.

The future adoption of the standard will have no effect on the Company's financial statements as the Company does not issue insurance contracts.

Amendments to PFRS 3, References to the Conceptual Framework

The amendments update PFRS 3 so that it refers to the 2018 Conceptual Framework instead of the 1989 Framework. They also add to PFRS 3 a requirement that, for obligations within the scope of PAS 37, an acquirer applies PAS 37 to determine whether at the acquisition date a present obligation exists as a result of past events. For a levy that would be within the scope of IFRIC 21, *Levies*, the acquirer applies IFRIC 21 to determine whether the obligating event that gives rise to a liability to pay the levy has occurred by the acquisition date.

The amendments also add an explicit statement that an acquirer does not recognize contingent assets acquired in a business combination.

The amendments are effective for business combinations for which the date of acquisition is on or after the beginning of the first annual period beginning on or after January 1, 2022. Early application is permitted if an entity also applies all other updated references (published together with the updated Conceptual Framework) at the same time or earlier.

The future adoption of the amendments will have no effect on the Company's financial statements as the Company is not in the process of and has no plan to enter into business combination.

Amendments to PFRS 10 and PAS 28, Sale or Contribution of Assets between an Investor and Its Associate or Joint Venture

The amendments to PFRS 10 and PAS 28 deal with situations where there is a sale or contribution of assets between an investor and its associate or joint venture. Specifically, the amendments state that gains or losses resulting from the loss of control of a subsidiary that does not contain a business in a transaction with an associate or a joint venture **that is accounted for using the equity method, are recognized in the parent's profit or loss only to the extent of the unrelated investors' interests in that associate or joint venture.** Similarly, gains and losses resulting from the remeasurement of investments retained in any former subsidiary (that has become an associate or a joint venture that is accounted for using the equity method) to fair value are recognized in **the former parent's profit or loss only to the extent of the unrelated investors' interests** in the new associate or joint venture.

The effective date of the amendments has yet to be set by the Board; however, earlier application of the amendments is permitted.

The future adoption of the amendments will have no effect on the **Company's financial** statements as the Company is not in the process and has no plan to acquire such investments.

Amendments to PAS 1, Classification of Liabilities as Current or Non-current

The amendments to PAS 1 affect only the presentation of liabilities as current or non-current in the statement of financial position and not the amount or timing of recognition of any asset, liability, income or expenses, or the information disclosed about those items.

The amendments clarify that the classification of liabilities as current or non-current is based on rights that are in existence at the end of the reporting period, specify that classification is unaffected by expectations about whether an entity will exercise its right to defer settlement of a liability, explain that rights are in existence if covenants are **complied with at the end of the reporting period, and introduce a definition of 'settlement'** to make clear that settlement refers to the transfer to the counterparty of cash, equity instruments, other assets or services.

The amendments are applied retrospectively for annual periods beginning on or after January 1, 2023, with early application permitted.

The Company will continue its assessment and will finalize the same upon the effectivity of these amendments.

Amendments to PAS 16, Property, Plant and Equipment – Proceeds before Intended Use

The amendments prohibit deducting from the cost of an item of property, plant and equipment any proceeds from selling items produced before that asset is available for use, i.e. proceeds while bringing the asset to the location and condition necessary for it to be capable of operating in the manner intended by management. Consequently, an entity recognizes such sales proceeds and related costs in profit or loss. The entity measures the cost of those items in accordance with PAS 2, *Inventories*.

The amendments also clarify the meaning of 'testing whether an asset is functioning properly'. PAS 16 now specifies this as assessing whether the technical and physical performance of the asset is such that it is capable of being used in the production or supply of goods or services, for rental to others, or for administrative purposes.

If not presented separately in the statement of comprehensive income, the financial statements shall disclose the amounts of proceeds and cost included in profit or loss that **relate to items produced that are not an output of the entity's ordinary activities, and** which line item(s) in the statement of comprehensive income include(s) such proceeds and cost.

The amendments are applied retrospectively, but only to items of property, plant and equipment that are brought to the location and condition necessary for them to be capable of operating in the manner intended by management on or after the beginning of the earliest period presented in the financial statements in which the entity first applies the amendments.

The entity shall recognize the cumulative effect of initially applying the amendments as an adjustment to the opening balance of retained earnings (or other component of equity, as appropriate) at the beginning of that earliest period presented.

The amendments are effective for annual periods beginning on or after January 1, 2022, with early application permitted.

The future **adoption of the amendment will have no effect on the Company's financial** statements as the Company does not have property, plant and equipment recorded in its financial statements.

Amendments to PAS 37, Onerous Contracts – Cost of Fulfilling a Contract

The amendments specify that the 'cost of fulfilling' a contract comprises the 'costs that relate directly to the contract'. Costs that relate directly to a contract consist of both the incremental costs of fulfilling that contract (examples would be direct labor or materials) and an allocation of other costs that relate directly to fulfilling contracts (an example would be the allocation of the depreciation charge for an item of property, plant and equipment used in fulfilling the contract).

The amendments apply to contracts for which the entity has not yet fulfilled all its obligations at the beginning of the annual reporting period in which the entity first applies the amendments. Comparatives are not restated. Instead, the entity shall recognize the cumulative effect of initially applying the amendments as an adjustment to the opening balance of retained earnings or other component of equity, as appropriate, at the date of initial application.

The amendments are effective for annual periods beginning on or after January 1, 2022, with early application permitted.

The future adoption of the amendments will have no effect on the Company's financial statements as the Company does not issue and enter into onerous contracts.

Annual Improvements to PFRS Standards 2018-2020 Cycle

Amendments to PFRS 1, Subsidiary as a first-time adopter

The amendment provides additional relief to a subsidiary which becomes a first-time adopter later than its parent in respect of accounting for cumulative translation differences. As a result of the amendment, a subsidiary that uses the exemption in PFRS 1:D16 (a) can now also elect to measure cumulative translation differences for all **foreign operations at the carrying amount that would be included in the parent's consolidated financial statements, based on the parent's date of transition to PFRS Standards**, if no adjustments were made for consolidation procedures and for the effects of the business combination in which the parent acquired the subsidiary. A similar election is available to an associate or joint venture that uses the exemption in PFRS 1:D16 (a).

The amendment is effective for annual periods beginning on or after January 1, 2022, with early application permitted.

Amendments to PFRS 9, Fees in the '10 per cent' test for derecognition of financial liabilities

The amendment clarifies that in applying the '10 per cent' test to assess whether to derecognize a financial liability, an entity includes only fees paid or received between the entity (the borrower) and the lender, including fees paid or received by either the entity or the lender on the **other's behalf**.

The amendment is applied prospectively to modifications and exchanges that occur on or after the date the entity first applies the amendment.

The amendment is effective for annual periods beginning on or after January 1, 2022, with early application permitted.

Amendments to PFRS 16, Lease incentives

The amendment removes the illustration of the reimbursement of leasehold improvements.

As the amendment to PFRS 16 only regards an illustrative example, no effective date is stated.

Amendments to PAS 41, *Taxation in fair value measurements*

The amendment removes the requirement in PAS 41 for entities to exclude cash flows for taxation when measuring fair value. This aligns the fair value measurement in PAS 41 with the requirements of PFRS 13, *Fair Value Measurement* to use internally consistent cash flows and discount rates and enables preparers to determine whether to use pretax or post-tax cash flows and discount rates for the most appropriate fair value measurement.

The amendment is applied prospectively, i.e. for fair value measurements on or after the date an entity initially applies the amendment.

The amendment is effective for annual periods beginning on or after January 1, 2022, with early application permitted.

The future adoption of the amendments will have no effect on the Company's financial statements as the Company does not have subsidiary as first-time adopter; has no financial liabilities to be derecognize; does not have lease contracts and leasehold improvements and does not have biological assets covered by PAS 41 that need to exclude its cash flows for taxation on its financial statements.

Amendments to PAS 1 and PFRS Practice Statement 2, *Disclosure Initiative – Accounting Policies*

The amendments are as follows:

- An entity is now required to disclose its material accounting policy information instead of its significant accounting policies
- several paragraphs are added to explain how an entity can identify material accounting policy information and to give examples of when accounting policy information is likely to be material;
- the amendments clarify that accounting policy information may be material because of its nature, even if the related amounts are immaterial;
- the amendments clarify that accounting policy information is material if users of an **entity's financial statements would need it to understand other material information** in the financial statements; and
- the amendments clarify that if an entity discloses immaterial accounting policy information, such information shall not obscure material accounting policy information

The amendments are applied prospectively. The amendments to PAS 1 are effective for annual periods beginning on or after January 1, 2023. Earlier application is permitted.

The Company will continue its assessment and will finalize the same upon the effectivity of these amendments.

Amendments to PAS 8, *Definition of Accounting Estimates*

With the amendment, accounting estimates are now defined as "monetary amounts in financial statements that are subject to measurement uncertainty."

The amendment clarified that a change in accounting estimate that results from new information or new developments is not the correction of an error. In addition, the effects of a change in an input or a measurement technique used to develop an accounting estimate are changes in accounting estimates if they do not result from the correction of prior period errors.

A change in an accounting estimate may affect only the current period's profit or loss, or the profit or loss of both the current period and future periods. The effect of the change relating to the current period is recognized as income or expense in the current period. The effect, if any, on future periods is recognized as income or expense in those future periods.

The amendments are effective for annual periods beginning on or after January 1, 2023 and changes in accounting policies and changes in accounting estimates that occur on or after the start of that period. Earlier application is permitted.

The future adoption of the amendments will have no effect on the Company's financial statements as the Company does not have changes in the inputs or measurement techniques used to develop its accounting estimates.

Amendments to PAS 12 Income Taxes, Deferred Tax related to Assets and Liabilities arising from a Single Transaction

The amendments introduce a further exception from the initial recognition exemption. Under the amendments, an entity does not apply the initial recognition exemption for transactions that give rise to equal taxable and deductible temporary differences.

Depending on the applicable tax law, equal taxable and deductible temporary differences may arise on initial recognition of an asset and liability in a transaction that is not a business combination and affects neither accounting nor taxable profit. For example, this may arise upon recognition of a lease liability and the corresponding right-of-use asset applying PFRS 16 at the commencement date of a lease.

Following the amendments to PAS 12, an entity is required to recognize the related deferred tax asset and liability, with the recognition of any deferred tax asset being subject to the recoverability criteria in PAS 12.

The Board also adds an illustrative example to PAS 12 that explains how the amendments are applied.

The amendments apply to transactions that occur on or after the beginning of the earliest comparative period presented. In addition, at the beginning of the earliest comparative period an entity recognizes:

- A deferred tax asset (to the extent that it is probable that taxable profit will be available against which the deductible temporary difference can be utilized) and a deferred tax liability for all deductible and taxable temporary differences associated with:
 - Right-of-use assets and lease liabilities
 - Decommissioning, restoration and similar liabilities and the corresponding amounts recognized as part of the cost of the related asset
- The cumulative effect of initially applying the amendments as an adjustment to the opening balance of retained earnings (or other component of equity, as appropriate) at that date

The amendments are effective for annual reporting periods beginning on or after January 1, 2023, with earlier application permitted.

The future adoption of the amendments will have no effect on the Company's financial statements as the Company does not have lease contracts and leasehold improvements and does not recognize deferred assets and liabilities.

Amendment to PFRS 17, Initial Application of PFRS 17 and PFRS 9 – Comparative Information

The amendment is a transition option relating to comparative information about financial assets presented on initial application of IFRS 17.

The main amendment in Initial Application of PFRS 17 and PFRS 9 — Comparative Information (Amendment to PFRS 17) is a narrow-scope amendment to the transition requirements of PFRS 17 for entities that first apply PFRS 17 and PFRS 9 at the same time. The amendment regards financial assets for which comparative information is presented on initial application of PFRS 17 and PFRS 9, but where this information has not been restated for PFRS 9.

Under the amendment, an entity is permitted to present comparative information about a financial asset as if the classification and measurement requirements of PFRS 9 had been applied to that financial asset before. The option is available on an instrument-by-instrument basis. In applying the classification overlay to a financial asset, an entity is not required to apply the impairment requirements of PFRS 9.

There are no changes to the transition requirements in PFRS 9.

The amendment is effective for annual periods beginning on or after January 1, 2025, as amended by the FRSC from January 1, 2023. This is consistent with Circular Letter No. 2020-62 issued by the Insurance Commission which deferred the implementation of PFRS 17 by two (2) years after its effective date as decided by the IASB. Still subject to approval of the Board of Accountancy.

The future adoption of the amendment **will have no effect on the Company's financial statements** as the Company does not issue insurance contracts.

4. SIGNIFICANT ACCOUNTING POLICIES

Financial assets

Initial recognition and measurement

Financial assets and financial liabilities are recognized when the entity becomes a party to the contractual provisions of the instrument. Regular way purchases and sales of financial assets are recognized on trade-date, the date on which the Company commits to purchase or sell the asset.

At initial recognition, the Company measures a financial asset or financial liability at its fair value plus or minus, in the case of a financial asset or financial liability not at fair value through profit or loss (FVTPL), transaction costs that are incremental and directly attributable to the acquisition or issue of the financial asset or financial liability. Transaction costs of financial assets and financial liabilities carried at FVTPL are expensed in profit or loss.

Classification and Subsequent Measurement

The Company classifies its financial assets in the following measurement categories:

- FVTPL
- Fair value through other comprehensive income (FVTOCI); and
- Amortized cost

As at December 31, 2021 and 2020, the Company does not have financial assets classified as FVTOCI.

Classification of financial assets will be **driven by the entity's business model for managing** the financial assets and the contractual cash flows of the financial assets.

A financial asset is to be measured at amortized cost if: a) the objective of the business model is to hold the financial asset for the collection of the contractual cash flows, and b) the contractual cash flows under the instrument represent solely payment of principal and interest (SPPI).

All other debt and equity instruments must be recognized at fair value.

All fair value movements on financial assets are taken through the statement of comprehensive income, except for equity investments that are not held for trading, which may be recorded in the statement of comprehensive income or in reserves (without subsequent recycling to profit or loss).

Debt instruments

Subsequent measurement of debt instruments depends on the Company's business model for managing the asset and the cash flow characteristics of the asset. There are two measurement categories into which the group classifies its debt instruments:

- Amortized cost. Assets that are held for collection of contractual cash flows where those cash flows represent SPPI are measured at amortized cost. A gain or loss on a debt investment that is subsequently measured at amortized cost and is not part of a hedging relationship is recognized in profit or loss when the asset is derecognized or impaired. Interest income from these financial assets is included in finance income using the effective interest rate method.

- FVTPL. Assets that do not meet the criteria for amortized cost are measured at FVTPL. A gain or loss on a debt investment that is subsequently measured at FVTPL and is not part of a hedging relationship is recognized in profit or loss and presented net in the statement of comprehensive income within other gains/(losses) in period in which it arises. Interest income from these financial assets is included in finance income.

The business model reflects how the Company manages the assets in order to generate **cash flows. That is, whether the Company's objective is solely to collect the contractual cash flows from the assets or to collect both the contractual cash flows and cash flows arising from the sale of assets.** If neither of these is applicable, then the financial assets **are classified as part of 'other' business model and measured at FVTPL. Factors considered by the Company in determining the business model for a group of assets include past experience on how the cash flows for these assets were collected, how the asset's performance is evaluated and reported to key management personnel, how risks are assessed and managed and how managers are compensated.**

Where the business model is to hold assets to collect contractual cash flows or to collect **contractual cash flows and sell, the Company assesses whether the financial instruments'** cash flows represent SPPI. In making this assessment, the Company considers whether the contractual cash flows are consistent with a basic lending arrangement i.e. interest includes only consideration for the time value of money, credit risk, other basic lending risks and a profit margin that is consistent with a basic lending arrangement. Where the contractual terms introduce exposure to risk or volatility that are inconsistent with a basic lending arrangement, the related financial asset is classified and measured at FVTPL.

Amortized cost and effective interest method

The effective interest method is a method of calculating the amortized cost of a financial asset and of allocating interest income over the relevant period.

For financial instruments other than purchased or originated credit-impaired (POCI) financial assets, the effective interest rate is the rate that exactly discounts estimated future cash receipts (including all fees and points paid or received that form an integral part of the effective interest rate, transaction costs and other premiums or discounts) excluding expected credit losses (ECL), through the expected life of the debt instrument, or, where appropriate, a shorter period, to the gross carrying amount of the debt instrument on initial recognition.

The amortized cost of a financial asset is the amount at which the financial asset is measured at initial recognition minus the principal repayments, plus the cumulative amortization using the effective interest method of any difference between that initial amount and the maturity amount, adjusted for any loss allowance. On the other hand, the gross carrying amount of a financial asset is the amortized cost of a financial asset before adjusting for any loss allowance.

Interest income is recognized using the effective interest method for debt instruments measured subsequently at amortized cost. For financial instruments other than POCI financial assets, interest income is calculated by applying the effective interest rate to the gross carrying amount of a financial asset, except for financial assets that have subsequently become credit-impaired. For financial assets that have subsequently become credit-impaired, interest income is recognized by applying the effective interest rate to the amortized cost of the financial asset. If, in subsequent reporting periods, the credit risk on the credit-impaired financial instrument improves so that the financial asset is no longer credit-impaired, interest income is recognized by applying the effective interest rate to the gross carrying amount of the financial asset.

Equity instruments

Equity instruments are instruments that meet the definition of equity from the issuer's perspective, that is, instruments that do not contain a contractual obligation to pay and that evidence a residual interest in the issuer's net assets.

The Company subsequently measures all equity investments at FVTPL, except where the **Company's Management has elected, at initial recognition, to irrevocably designate an equity instrument at FVTOCI. The Company's policy is to designate equity investments** as FVTOCI when those investments are held for the purposes other than to generate investment returns. When the election is used, fair value gains and losses are recognized in OCI and are not subsequently reclassified to profit or loss, including disposal. Impairment losses (and reversal of impairment losses) are not reported separately from other changes in fair value. Dividends, when representing a return on such investments, **continue to be recognized in profit or loss as other income when the Company's right to receive payment is established.**

Changes in the fair value of financial assets at FVTPL are recognized in net realized gains (losses) on investments in the statement of profit or loss as applicable. Impairment losses (and reversal of impairment losses) on equity investments measured at FVTOCI are not reported separately from other changes in fair value.

As at December 31, 2021 and 2020, the Company does not have financial assets at FVTOCI.

Impairment of financial assets

The Company recognizes a loss allowance for ECL on investments in debt instruments that are measured at amortized cost. The amount of ECL is updated at each reporting date to reflect changes in credit risk since initial recognition of the respective financial instrument.

With the exception of POCI financial assets, ECLs are required to be measured through a loss allowance at an amount equal to:

- 12-month ECL, i.e. lifetime ECL that result from those default events on the financial instrument that are possible within 12 months after the reporting date, (referred to as Stage 1); or
- full lifetime ECL, i.e. lifetime ECL that result from all possible default events over the life of the financial instrument, (referred to as Stage 2 and Stage 3).

A loss allowance for full lifetime ECL is required for a financial instrument if the credit risk on that financial instrument has increased significantly since initial recognition. For all other financial instruments, ECLs are measured at an amount equal to the 12-month ECL.

ECLs are a probability-weighted estimate of the present value of credit losses. These are measured as the present value of the difference between the cash flows due to the Company under the contract and the cash flows that the Company expects to receive arising from the weighting of multiple future economic scenarios, discounted at the **asset's effective interest rate.**

The Company measures ECL on an individual basis, or on a collective basis for portfolios of loans that share similar economic risk characteristics. The measurement of the loss allowance is based on the **present value of the asset's expected cash flows using the asset's original effective interest rate, regardless of whether it is measured on an individual basis or a collective basis.**

The Company recognizes lifetime ECL when there has been a significant increase in credit risk since initial recognition. If, on the other hand, the credit risk on the financial instrument has not increased significantly since initial recognition, the Company measures the loss allowance for that financial instrument at an amount equal to 12-month ECL. The assessment of whether lifetime ECL should be recognized is based on significant increases in the likelihood or risk of a default occurring since initial recognition instead of on evidence of a financial asset being credit-impaired at the reporting date or an actual default occurring.

Lifetime ECL represents the ECL that will result from all possible default events over the expected life of a financial instrument. In contrast, 12-month ECL represents the portion of lifetime ECL that is expected to result from default events on a financial instrument that are possible within 12 months after the reporting date.

Significant increase in credit risk

The Company monitors all financial assets that are subject to the impairment requirements to assess whether there has been a significant increase in credit risk since initial recognition. If there has been a significant increase in credit risk the Company will measure the loss allowance based on lifetime rather than 12-month ECL.

In assessing whether the credit risk on a financial instrument has increased significantly since initial recognition, the Company compares the risk of a default occurring on the financial instrument at the reporting date based on the remaining maturity of the instrument with the risk of a default occurring that was anticipated for the remaining maturity at the current reporting date when the financial instrument was first recognized. In making this assessment, the Company considers both quantitative and qualitative information that is reasonable and supportable, including historical experience and forward-looking information that is available without undue cost or effort.

Forward-looking information considered includes the future prospects of the industries **in which the Company's debtors operate, obtained from economic expert reports,** financial analysts, governmental bodies, relevant think-tanks and other similar organizations, as well as consideration of various external sources of actual and forecast **economic information that relate to the Company's core operations.**

In particular, the following information is taken into account when assessing whether credit risk has increased significantly since initial recognition:

- **an actual or expected significant deterioration in the financial instrument's external** (if available) or internal credit rating;
- significant deterioration in external market indicators of credit risk for a particular financial instrument (e.g., a significant increase in the credit spread, the credit default swap prices for the debtor, or the length of time or the extent to which the fair value of a financial asset has been less than its amortized cost);
- existing or forecast adverse changes in business, financial or economic conditions **that are expected to cause a significant decrease in the debtor's ability to meet its** debt obligations;
- an actual or expected significant deterioration in the operating results of the debtor;
- significant increases in credit risk on other financial instruments of the same debtor;
- an actual or expected significant adverse change in the regulatory, economic, or technological environment of the debtor that results in a significant decrease in the **debtor's** ability to meet its debt obligations.

Irrespective of the outcome of the above assessment, the Company presumes that the credit risk on a financial asset has increased significantly since initial recognition when contractual payments are more than 30 days past due, unless the Company has reasonable and supportable information that demonstrates otherwise.

Despite the foregoing, the Company assumes that the credit risk on a financial instrument has not increased significantly since initial recognition if the financial instrument is determined to have low credit risk at the reporting date.

A financial instrument is determined to have low credit risk if:

- it has a low risk of default;
- the borrower is considered, in the short term, to have a strong capacity to meet its obligations; and
- the Company expects, in the longer term, that adverse changes in economic and business conditions might, but will not necessarily, reduce the ability of the borrower to fulfill its obligations.

The Company considers a financial asset to have low credit risk when the asset has **external credit rating of 'investment grade' in accordance with the globally understood** definition or if an external rating is not available, the asset has an internal rating of **'performing'**. **Performing means** that the counterparty has a strong financial position and there is no past due amounts.

The Company regularly monitors the effectiveness of the criteria used to identify whether there has been a significant increase in credit risk and revises them as appropriate to ensure that the criteria are capable of identifying significant increase in credit risk before the amount becomes past due.

Default

The Company considers the following as constituting an event of default for internal credit risk management purposes as historical experience indicates that financial assets that meet either of the following criteria are generally not recoverable:

- when there is a breach of financial covenants by the debtor; or
- information developed internally or obtained from external sources indicates that the debtor is unlikely to pay its creditors, including the Company, in full (without taking into account any collateral held by the Company).

Irrespective of the above analysis, the Company considers that default has occurred when a financial asset is more than 90 days past due unless the Company has reasonable and supportable information to demonstrate that a more lagging default criterion is more appropriate.

Critical to the determination of ECL is the definition of default. The definition of default is used in measuring the amount of ECL and in the determination of whether the loss allowance is based on 12-month or lifetime ECL, as default is a component of the probability of default (PD) which affects both the measurement of ECLs and the identification of a significant increase in credit risk.

Credit-impaired financial assets

A financial asset is credit-impaired when one or more events that have a detrimental impact on the estimated future cash flows of the financial asset have occurred. Evidence of credit-impairment includes observable data about the following events:

- significant financial difficulty of the borrower or issuer;
- a breach of contract such as a default or past due event;
- the lender of the borrower, for economic or contractual reasons relating to the **borrower's financial difficulty, having granted to the borrower a concession that the lender would not otherwise consider;**
- it is becoming probable that the borrower will enter bankruptcy or other financial reorganization;
- the disappearance of an active market for a security because of financial difficulties; or
- the purchase of a financial asset at a deep discount that reflects the incurred credit losses.

It may not be possible to identify a single discrete event—instead, the combined effect of several events may have caused financial assets to become credit-impaired. The Company assesses whether debt instruments that are financial assets measured at amortized cost or FVTOCI are credit-impaired at each reporting date. To assess if debt instruments are credit impaired, the Company considers factors such as bond yields, credit ratings and the ability of the borrower to raise funding.

Write-off

The Company writes off a financial asset when there is information indicating that the debtor is in severe financial difficulty and there is no realistic prospect of recovery, such as when the debtor has been placed under liquidation or has entered into bankruptcy proceedings, or in the case of trade receivables, when the amounts are over two years past due, whichever occurs sooner.

Financial assets written off may still be subject to enforcement activities under the **Company's recovery procedures, taking into account legal** advice where appropriate. Any recoveries made are recognized in profit or loss.

Measurement and recognition of ECL

The measurement of ECL is a function of the probability of default, loss given default (i.e. the magnitude of the loss if there is a default) and the exposure at default. The assessment of the probability of default and loss given default is based on historical data adjusted by forward-looking information.

As for the exposure at default, for financial assets, this is represented by the **assets' gross carrying amount at the reporting date, the Company's understanding of the specific future financing needs of the debtors, and other relevant forward-looking information.**

For financial assets, the ECL is estimated as the difference between all contractual cash flows that are due to the Company in accordance with the contract and all the cash flows that the Company expects to receive, discounted at the original effective interest rate.

If the Company has measured the loss allowance for a financial instrument at an amount equal to lifetime ECL in the previous reporting period, but determines at the current reporting date that the conditions for lifetime ECL are no longer met, the Company measures the loss allowance at an amount equal to 12-month ECL at the current reporting date, except for assets for which simplified approach was used.

The Company recognizes an impairment gain or loss in profit or loss for all financial instruments with a corresponding adjustment to their carrying amount through a loss allowance account, except for investments in debt instruments that are measured at FVTOCI, for which the loss allowance is recognized in other comprehensive income and accumulated in the investment revaluation reserve, and does not reduce the carrying amount of the financial asset in the statement of financial position.

Presentation of allowance for ECL in the statements of financial position

Loss allowances for ECL are presented in the statements of financial position as a deduction from the gross carrying amount of the assets.

Derecognition

The Company derecognizes a financial asset only when the contractual rights to the **asset's cash flows expire or when the financial asset and substantially all** the risks and rewards of ownership of the asset are transferred to another entity. If the Company neither transfers nor retains substantially all the risks and rewards of ownership and continues to control the transferred asset, the Company recognizes its retained interest in the asset and an associated liability for amounts it may have to pay. If the Company retains substantially all the risks and rewards of ownership of a transferred financial asset, the Company continues to recognize the financial asset and also recognizes a collateralized borrowing for the proceeds received.

On derecognition of a financial asset in its entirety, the difference between the asset's carrying amount and the sum of the consideration received and receivable and the cumulative gain/loss that had been recognized in OCI and accumulated in equity is recognized in profit or loss, with the exception of equity investment designated as measured at FVTOCI, where the cumulative gain/loss previously recognized in OCI is not subsequently reclassified to profit or loss, but is transferred to retained earnings.

Financial Liabilities and Equity Instruments

Classification as debt or equity

Debt and equity instruments are classified as either financial liabilities or as equity in accordance with the substance of the contractual arrangements and the definitions of a financial liability and an equity instrument.

Financial liabilities

All financial liabilities are measured subsequently at amortized cost using the effective interest method or at FVTPL. Financial liabilities are classified as either financial liabilities **'at FVTPL' or 'other financial liabilities'.**

Financial liabilities at FVTPL

Financial liabilities are classified as at FVTPL when the financial liability is (i) held for trading, or (ii) it is designated as at FVTPL.

A financial liability is classified as held for trading if:

- it has been incurred principally for the purpose of repurchasing it in the near term; or
- on initial recognition it is part of a portfolio of identified financial instruments that the Company manages together and has a recent actual pattern of short-term profit-taking; or
- it is a derivative that is not designated and effective as a hedging instrument.

Financial liabilities at FVTPL are measured at fair value, with any gains/losses arising on remeasurement recognized in profit or loss to the extent that they are not part of a designated hedging relationship. The net gain/loss recognized in profit or loss incorporates any interest paid on the financial liability and is included in profit or loss.

However, for financial liabilities that are designated as at FVTPL, the amount of change in the fair value of the financial liability that is attributable to changes in the credit risk of that liability is recognized in OCI, unless the recognition of the effects of changes in **the liability's credit risk in OCI would create or enlarge an accounting mismatch in profit or loss**. The remaining amount of change in the fair value of liability is recognized in profit or loss. **Changes in fair value attributable to a financial liability's credit risk** that are recognized in OCI are not subsequently reclassified to profit or loss; instead, they are transferred to retained earnings upon derecognition of the financial liability.

In making the determination of whether recognizing changes in the liability's credit risk in OCI will create or enlarge an accounting mismatch in profit or loss, the Company **assesses whether it expects that the effects of changes in the liability's credit risk** will be offset in profit or loss by a change in the fair value of another financial instrument measured at FVTPL. This determination is made at initial recognition.

As at December 31, 2021 and 2020, the Company does not have financial liabilities classified at FVTPL, hence, all financial liabilities are subsequently measured at amortized cost.

Financial liabilities measured subsequently at amortized cost

Financial liabilities that are not (i) contingent consideration of an acquirer in a business combination, (ii) held-for-trading, or (iii) designated as at FVTPL, are measured subsequently at amortized cost using the effective interest method.

The effective interest method is a method of calculating the amortized cost of a financial liability and of allocating interest expense over the relevant period. The effective interest rate is the rate that exactly discounts estimated future cash payments (including all fees and points paid or received that form an integral part of the effective interest rate, transaction costs and other premiums or discounts) through the expected life of the financial liability, or (where appropriate) a shorter period, to the amortized cost of a financial liability.

The Company's financial liabilities classified under this category include accrued expenses and other payables, and payable to fund manager.

Offsetting financial instruments

Financial assets and liabilities are offset and the net amount reported in the statements of financial position when there is a legally enforceable right to offset the recognized amounts and there is an intention to settle on a net basis or realize the asset and settle the liability simultaneously.

A right to offset must be available today rather than being contingent on a future event and must be exercisable by any of the counterparties, both in the normal course of business and in the event of default, insolvency or bankruptcy.

Derecognition of financial liabilities

The Company derecognizes financial liabilities when, and only when, the Company's obligations are discharged, cancelled or have expired. The difference between the carrying amount of the financial liability derecognized and the consideration paid and payable is recognized in profit or loss.

Equity instruments

An equity instrument is any contract that evidences a residual interest in the assets of the Company after deducting all of its liabilities. Equity instruments issued by the Company are recognized at the proceeds received, net of direct issue costs.

Share capital

Share capital consisting of ordinary shares is classified as equity. Incremental costs directly attributable to the issue of new shares or options are shown in equity as a deduction from the proceeds, net of tax. Any excess of proceeds from issuance of shares over its par value is recognized as additional paid-in capital.

Retained earnings

Retained earnings represent accumulated profit attributable to equity holders of the Company after deducting dividends declared. Retained earnings may also include effect of changes in accounting policy as may be required by the standard's transitional provisions.

Repurchase, disposal and reissuance of share capital (treasury shares)

When share capital recognized as equity is repurchased, the amount of the consideration paid, which includes directly attributable cost, net of any tax effects, is recognized as a reduction from equity. Repurchased shares are classified as treasury shares and are presented in the reserve for own share account. When treasury shares are sold or reissued subsequently, the amount received is recognized as increase in equity, and the resulting surplus or deficit on the transaction is presented as additional paid-in capital.

Deposit for future stock subscriptions

DFFS is recorded at historical cost. According to Financial Reporting Bulletin (FRB) No. 6 as issued by SEC, it is classified as equity when all of the following criteria are met:

- the unissued authorized capital stock of the entity is insufficient to cover the amount of shares indicated in the contract;
- **there is Board of Directors' approval on the proposed increase in authorized capital stock (for which a deposit was received by the Company);**
- **there is stockholders' approval of said proposed increase; and**
- the application for the approval of the proposed increase has been presented for filing or has been filed with the SEC.

DFFS is classified as liability, when the above criteria are not met.

Prepayments

Prepayments represent expenses not yet incurred but already paid in cash. Prepayments are initially recorded as assets and measured at the amount of cash paid. Subsequently, these are charged to profit or loss as these are consumed in operations or expire with the passage of time.

Prepayments are classified in the statements of financial position as current asset when the cost of services related to the prepayments are expected to be incurred within one **(1) year or the Company's normal operating cycle, whichever is longer. Otherwise,** prepayments are classified as non-current assets.

Provisions, Contingent Liabilities and Contingent Assets

Provisions

Provisions are recognized when the Company has a present obligation, either legal or constructive, as a result of a past event, it is probable that the Company will be required to settle the obligation, and a reliable estimate can be made of the amount of the obligation.

The amount recognized is the best estimate of the consideration required to settle the present obligation at the end of each reporting period, taking into account the risks and uncertainties surrounding the obligation. When a provision is measured using the cash flows estimated to settle the present obligation; its carrying amount is the present value of those cash flows.

When some or all of the economic benefits required to settle a provision are expected to be recovered from a third party, the receivable is recognized as an asset if it is virtually certain that reimbursement will be received and the amount of the receivable can be measured reliably.

Provisions are reviewed at the end of each reporting period and adjusted to reflect the current best estimate.

If it is no longer probable that a transfer of economic benefits will be required to settle the obligation, the provision should be reversed.

Contingent Liabilities and Assets

Contingent liabilities and assets are not recognized because their existence will be confirmed only by the occurrence or non-occurrence of one or more uncertain future events not wholly within the control of the entity.

Contingent liabilities are disclosed, unless the possibility of an outflow of resources embodying economic benefits is remote.

Contingent assets are not recognized, but are disclosed only when an inflow of economic benefits is probable. When the realization of income is virtually certain, asset should be recognized.

Revenue Recognition

Revenue is measured based on the consideration to which the Company expects to be entitled in a contract with a customer and excludes amounts collected on behalf of third parties. The Company recognizes revenue when it transfers control of a product or service to a customer.

Dividend income

Dividend income from investments is recognized when the shareholders' rights to receive payments have been established, usually at ex-dividend rate, provided that it is probable that the economic benefits will flow to the Company and the amount of income can be measured reliably.

Interest income

Interest income from a financial asset is recognized when it is probable that the economic benefits will flow to the Company and the amount of income can be measured reliably. Interest income is accrued on a time proportion basis, by reference to the principal outstanding and at the effective interest rate applicable, which is the rate that exactly discounts estimated future cash receipts through the expected life of the financial asset **to that asset's net carrying amount.**

Realized gains or losses

Gains or losses arising on the disposal of investments are determined as the difference between the sales proceeds and the carrying amount of the investments and is recognized in profit or loss.

Fair value gains or losses

Gains or losses arising from changes in fair values of investments are disclosed under the policy on financial assets.

Other income

Other income is income generated outside the normal course of business and is recognized when it is probable that the economic benefits will flow to the Company and it can be measured reliably.

Expense Recognition

Expenses are recognized in profit or loss when a decrease in future economic benefit related to a decrease in an asset or an increase in a liability has arisen that can be measured reliably. Expenses are recognized in profit or loss on the basis of: (i) a direct association between the costs incurred and the earning of specific items of income; (ii) systematic and rational allocation procedures when economic benefits are expected to arise over several accounting periods and the association with income can only be broadly or indirectly determined; or, (iii) immediately when an expenditure produces no future economic benefits or when, and to the extent that, future economic benefits do not qualify, or cease to qualify, for recognition in the statements of financial position as an asset.

Expenses in the statements of comprehensive income are presented using the function of expense method. Investment expenses are transaction costs incurred in the purchase and sale of investments. Operating expenses are costs attributable to administrative and other business expenses of the Company including management fees and custodianship fees.

Fair Value

Fair value is the price that would be received to sell an asset or paid to transfer a liability in an orderly transaction between market participants at the measurement date, regardless of whether that price is directly observable or estimated using another valuation technique. In estimating the fair value of an asset or a liability, the Company takes into account the characteristics of the asset or liability if market participants would take those characteristics into account when pricing the asset or liability at the measurement date. Fair value for measurement and/or disclosure purposes in these financial statements is determined on such basis.

In addition, for financial reporting purposes, fair value measurements are categorized into Levels 1, 2 or 3 based on the degree to which the inputs to the fair value measurements are observable and the significance of the inputs to the fair value measurement in its entirety, which are described as follows:

- Level 1 inputs are quoted prices (unadjusted) in active markets for identical assets or liabilities that the entity can access at the measurement date;
- Level 2 inputs are inputs, other than quoted prices included within Level 1, that are observable for the asset or liability, either directly or indirectly; and
- Level 3 inputs are unobservable inputs for the asset or liability.

Related Party Transactions

A related party transaction is a transfer of resources, services or obligations between the Company and a related party, regardless of whether a price is charged. Parties are considered related if one party has control, joint control, or significant influence over the other party in making financial and operating decisions. An entity that is a post-employment benefit plan for the employees of the Company and the key management personnel of the Company are also considered to be related parties.

Taxation

Income tax expense represents the sum of the current tax, final tax and deferred tax expense.

Current tax

The current tax expense is based on taxable profit for the year. Taxable profit differs from net profit as reported in the statements of comprehensive income because it excludes items of income or expense that are taxable or deductible in other years and it **further excludes items that are never taxable or deductible. The Company's current tax** expense is calculated using 25% regular corporate income tax (RCIT) rate or 1% minimum corporate income tax (MCIT), rate and 30% RCIT rate or 2% MCIT rate, whichever is higher, in 2021 and 2020, respectively.

Final tax

Final tax expense represents final taxes withheld on interest income from cash in banks, special savings deposits and fixed-income securities and final taxes withheld on proceeds from sale of listed equity securities.

Deferred tax

Deferred tax is recognized on temporary differences between the carrying amounts of assets and liabilities in the financial statements and the corresponding tax bases used in the computation of taxable profit. Deferred tax liabilities are generally recognized for all taxable temporary differences. Deferred tax assets are generally recognized for all deductible temporary differences to the extent that it is probable that taxable profits will be available against which those deductible temporary differences can be utilized. Such deferred tax assets and liabilities are not recognized if the temporary difference arises from the initial recognition (other than in a business combination) of assets and liabilities in a transaction that affects neither the taxable profit nor the accounting profit.

The carrying amount of deferred tax assets is reviewed at the end of each reporting period and reduced to the extent that it is no longer probable that sufficient taxable profits will be available to allow all or part of the asset to be recovered.

Deferred tax assets and liabilities are measured at the tax rates that are expected to apply in the period in which the liability is settled or the asset realized, based on tax rates (and tax laws) that have been enacted or substantively enacted by the end of the reporting period.

Deferred tax assets and liabilities are offset when there is a legally enforceable right to offset current tax assets against current tax liabilities and these relate to income taxes levied by the same taxation authority and the Company intends to settle its current tax assets and liabilities on a net basis.

Current and deferred taxes for the year

Current and deferred taxes are recognized in profit or loss, except when they relate to items that are recognized in OCI or directly in equity, in which case, the current and deferred taxes are also recognized in OCI or directly in equity, respectively.

Earnings per Share

The Company computes its basic earnings per share by dividing profit or loss for the year attributable to ordinary equity holders of the Company by the weighted average number of ordinary shares outstanding during the period.

For the purpose of calculating diluted earnings per share, profit or loss for the year attributable to ordinary equity holders of the Company and the weighted average number of shares outstanding are adjusted for the effects of deposits for future stock subscriptions which are dilutive potential ordinary shares.

Net Asset Value per Share (NAVPS)

The Company computes its NAVPS by dividing the total net asset value as at the end of the reporting period by the number of issued and outstanding shares and shares to be issued on deposits for future stock subscriptions.

Events After the Reporting Period

The Company identifies events after the end of the reporting period as those events, both favorable and unfavorable, that occur between the end of the reporting period and the date when the financial statements are authorized for issue. The financial statements of the Company are adjusted to reflect those events that provide evidence of conditions that existed at the end of the reporting period. Non-adjusting events after the end of the reporting period are disclosed in the notes to the financial statements when material.

5. CRITICAL ACCOUNTING JUDGMENTS AND KEY SOURCES OF ESTIMATION UNCERTAINTY

In the application of the Company's accounting policies, Management is required to make judgments, estimates and assumptions about the carrying amounts of assets and liabilities that are not readily apparent from other sources. The estimates and associated assumptions are based on the historical experience and other factors that are considered to be relevant. Actual results may differ from these estimates.

The estimates and underlying assumptions are reviewed on an ongoing basis. Revisions to accounting estimates are recognized in the period in which the estimate is revised if the revision affects only that period, or in the period of the revision and future periods if the revision affects both current and future periods.

Critical Judgments in Applying Accounting Policies

The following are the critical judgments, apart from those involving estimations, that **Management has made in the process of applying the Company's accounting policies** that have the most significant effect on the amounts recognized in the financial statements.

Business model assessment

Classification and measurement of financial assets depend on the results of the SPPI and the business model test. The Company determines the business model at a level that reflects how groups of financial assets are managed together to achieve a particular business objective. This assessment includes judgment reflecting all relevant evidence including how the performance of the assets is evaluated and their performance measured, the risks that affect the performance of the assets and how these are managed and how the managers of the assets are compensated. The Company monitors financial assets measured at amortized cost that are derecognized prior to their maturity to understand the reason for their disposal and whether the reasons are consistent with the objective of the business for which the asset was held. Monitoring is part of the **Company's continuous assessment of whether the business model for which the remaining financial assets are held continues to be appropriate and if it is not appropriate whether there has been a change in business model and so a prospective change to the classification of those assets.**

The Company measures its financial assets at amortized cost if the financial asset qualifies for both SPPI and business model test. The **Company's business model is to hold the asset and to collect its cashflows which are SPPI.** All other financial assets that do not meet the SPPI and business model test are measured at FVTPL.

As at December 31, 2021 and 2020, **the Company's financial** assets measured at FVTPL amounted to \$3,539,070 and \$21,467,178, respectively, as disclosed in Note 8, and financial assets at amortized cost amounted to \$182,417,815 and \$71,758,437, respectively, composed of cash and cash equivalents, accrued interest receivables, and financial assets at amortized cost as disclosed in Notes 6, 7, and 9, respectively.

Significant increase of credit risk

ECL are measured as an allowance equal to 12-month ECL for stage 1 assets, or lifetime ECL assets for stage 2 or stage 3 assets. An asset moves to stage 2 when its credit risk has increased significantly since initial recognition. PFRS 9 does not define what constitutes a significant increase in credit risk. In assessing whether the credit risk of an asset has significantly increased the Company takes into account qualitative and quantitative reasonable and supportable forward-looking information.

The Company considers a financial instrument to have experienced a significant increase in credit risk when one or more of the qualitative and quantitative criteria have been met as disclosed in Note 21.

As at December 31, 2021 and 2020, **the Company's** estimated credit losses for financial instruments measured at amortized cost amounted to \$82,593 and nil, respectively as disclosed in Note 9 and Note 21.

Models and assumptions used

The Company uses various models and assumptions in measuring fair value of financial assets as well as in estimating ECL. Judgment is applied in identifying the most appropriate model for each type of asset, as well as for determining the assumptions used in these models, including assumptions that relate to key drivers of credit risk.

The Company's model and assumptions used in measuring fair value of financial assets and estimating ECL are disclosed in Notes 18 and 21, respectively.

Functional currency

Based on the economic substance of the underlying circumstances relevant to the Company, the functional currency of the Company has been determined to be the USD. The USD is the currency of the primary economic environment in which the Company operates. It is the currency being used to report the **Company's results of operations**.

Puttable shares designated as equity instruments

The Company's share capital met the specified criteria to be presented as equity. The Company designated its redeemable share capital as equity instruments since the **Company's share capital met the criteria specified in PAS 32, *Financial Instruments: Presentation***, to be presented as equity.

A puttable financial instrument includes a contractual obligation for the issuer to repurchase or redeem that instrument for cash or another financial asset on exercise of the put. As an exception to the definition of a financial liability, an instrument that includes such an obligation is classified as an equity instrument if it has met all the following features:

- a. it entitles the holder to a pro rata share of the entity's net assets in the event of the **entity's liquidation. The entity's net assets are those assets that remain after deducting all other claims on its assets;**
- b. it is in the class of instruments that is subordinate to all other classes of instruments;
- c. all financial instruments in the class of instruments that is subordinate to all other classes of instruments have identical features;
- d. apart from the contractual obligation for the issuer to repurchase or redeem the instrument for cash or another financial asset, the instrument does not include any contractual obligation to deliver cash or another financial asset to another entity, or to exchange financial assets or financial liabilities with another entity under conditions that are potentially unfavorable to the entity, and it is not a contract that will or may be settled in the entity's own equity instruments; and
- e. the total expected cash flows attributable to the instrument over the life of the instrument are based substantially on the profit or loss, the change in the recognized net assets or the change in the fair value of the recognized and unrecognized net assets of the entity over the life of the instrument (excluding any effects of the instrument).

As at December 31, 2021 and 2020, the recognized amount of share capital representing puttable shares in the statements of financial position amounted to \$265,279 and \$257,620, respectively, as disclosed in Note 13.

Key Sources of Estimation Uncertainty

The following are the Company's key assumptions concerning the future and other key sources of estimation uncertainty at the end of each reporting period that have a significant risk of causing a material adjustment to the carrying amounts of assets and liabilities within the next financial year.

Probability of default (PD)

PD constitutes a key input in measuring ECL. PD is an estimate of the likelihood of default over a given time horizon, the calculation of which includes historical data, assumptions and expectations of future conditions.

As at December 31, 2021 and 2020, the Company assessed a probability of default of 3.18% and nil, respectively, for all of its financial assets measured at amortized cost.

The assumptions used by the Company in estimating PD is disclosed in Note 21.

Loss Given Default (LGD)

LGD is an estimate of the loss arising on default. It is based on the difference between the contractual cash flows due and those that the lender would expect to receive, taking into account cash flows from collateral and integral credit enhancements.

The Company uses portfolio averages from external estimates sourced out from **Standard and Poor's (S&P) as the LGD estimates. The categorization of LGD estimates per financial asset measured at amortized cost is disclosed in Note 21.**

Estimating loss allowance for ECL

The measurement of the ECL for financial assets measured at amortized cost and FVTOCI is an area that requires the use of complex models and significant assumptions about future economic conditions and credit behavior. Explanation of the inputs, assumptions and estimation techniques used in measuring ECL is further detailed in Note 21 Credit Risk - ECL measurement, which also sets out the key sensitivities of the ECL to changes in these elements.

A number of significant judgments are also required in applying the accounting requirements for measuring ECL, such as:

- Determining criteria for significant increase in credit risk;
- Choosing appropriate models and assumptions for the measurement of ECL; and
- Establishing the number and relative weightings of forward-looking scenarios and the associated ECL.

The Company's ECL assessment on the financial assets measured at amortized cost is disclosed in Note 21.

Deferred tax asset

The Company reviews the carrying amount at the end of each reporting period and reduces deferred tax asset to the extent that it is no longer probable that sufficient taxable profit will be available to allow all or part of the deferred tax asset to be utilized.

Total deferred tax asset recognized in the statements of financial position as at December 31, 2021 and 2020 amounted to \$45,164 and \$101,839, respectively, as disclosed in Note 19.

Determining fair value of investments in special savings deposits classified as financial assets at FVTPL

The Company carries its investments in special savings deposits classified as financial assets at fair value, which requires use of accounting estimates and judgment. Since market interest rate is a significant component of fair value measurement, fair value would differ if the Company applied a different set of reference rates in the valuation methodology of the financial assets and financial liability, respectively. Any change in the fair value of these financial assets would affect profit or loss and equity.

As at December 31, 2021 and 2020, the carrying amounts of investments in special savings deposits classified as financial assets at FVTPL amounted to \$3,337,800 and \$12,002,500, respectively, as disclosed in Note 8.

6. CASH AND CASH EQUIVALENTS

This account consists of:

	2021	2020
Cash in banks	\$31,449,447	\$20,641,431
Cash equivalents	9,997,979	4,004,300
	<u>\$41,447,426</u>	<u>\$24,645,731</u>

Cash in banks earned interest amounting to \$185, \$567 and \$791 in 2021, 2020 and 2019, respectively, at an average rate of 0.00%, 0.01% and 0.10%, respectively, as disclosed in Note 16.

Cash equivalents are short-term, highly liquid investments that are readily convertible to known amounts of cash and which are subject to an insignificant risk of changes in value. The Company classifies an investment as cash equivalent if that investment has a maturity of three months or less from the date of acquisition.

Cash equivalents earned interest amounting to \$1,780, \$13,852 and \$85,187 at an average interest rates of 0.28%, 0.23% and 0.53% in 2021, 2020 and 2019, respectively, as disclosed in Note 16. Accrued interest receivable amounted to nil and \$56,002 as at December 31, 2021 and 2020, respectively, as disclosed in Note 7.

7. ACCRUED INTEREST RECEIVABLE

This account consists of accrued interest on the following:

	Notes	2021	2020
Corporate bonds	9	\$1,046,820	\$338,555
Special savings deposits	8	7,174	-
Cash equivalents	6	-	56,002
		<u>\$1,053,994</u>	<u>\$394,557</u>

Collection of interest depends on the scheduled interest payments of each asset held.

8. FINANCIAL ASSETS AT FAIR VALUE THROUGH PROFIT OR LOSS

This account consists of:

	2021	2020
Special savings deposits	\$3,337,800	\$ 12,002,500
Investments in unit investment trust funds (UITF)	201,270	9,464,678
	<u>\$3,539,070</u>	<u>\$21,467,178</u>

Financial assets at FVTPL are composed of investments in UITF and dollar-denominated special savings deposits.

Investments in UITF are placed in universal bank and are redeemable anytime. Special savings deposits have contractual maturities of more than three months.

The Company recognized dividend income from investments in UITF amounting to nil, \$3,139 and nil in 2021, 2020 and 2019, respectively.

Interest income earned on special savings deposits amounted to \$48,469, \$65,881 and \$57,630 in 2021, 2020 and 2019, respectively, as disclosed in Note 16. Average interest rates earned on these investments are also disclosed in Note 16. Accrued interest receivable amounted to \$7,174 and nil as at December 31, 2021 and 2020, respectively, as disclosed in Note 7.

Net gains and losses on investments recognized in profit or loss arising from financial assets at FVTPL are as follows:

	2021	2020	2019
Net realized gains (losses) on equity securities	\$ 33,846	(\$ 31,152)	\$20,031
Net unrealized gain (losses) on equity securities	(13,408)	(10,223)	22,923
Net unrealized gain on fixed-income securities	-	20,389	-
	(13,408)	10,166	22,923
	\$ 20,438	(\$ 20,986)	\$42,954

The movements in the financial assets at FVTPL are summarized as follows:

	2021	2020	2019
Balance, January 1	\$ 21,467,178	\$ 10,799,986	\$ 1,403,121
Additions	940,030,669	44,212,345	16,617,300
Disposal	(957,945,369)	(33,555,319)	(7,243,358)
Unrealized gains (losses)	(13,408)	10,166	22,923
	\$ 3,539,070	\$ 21,467,178	\$10,799,986

Special savings deposit amounting to \$3,337,800 and \$12,002,500 as at December 31, 2021 and 2020, respectively, are due in one year or less.

9. FINANCIAL ASSETS AT AMORTIZED COST - net

This account consists of:

	Note	2021	2020
Current			
Corporate bonds		\$65,803,468	\$ 6,938,520
Commercial papers		39,969,823	-
Treasury bills		-	12,368,784
Treasury notes		-	1,041,268
		105,773,291	20,348,572
Non-current			
Corporate bonds		34,225,696	26,369,577
Allowance for impairment	21	(82,593)	-
		34,143,103	26,369,577
		\$139,916,394	\$46,718,149

The following are the principal amounts and unamortized premium (discount):

	2021	2020
Principal amount	\$140,870,385	\$46,377,000
Unamortized premium (discount)	(871,398)	341,149
	\$139,998,987	\$46,718,149

The movements in the financial assets at amortized cost investments are summarized as follows:

	Note	2021	2020	2019
Balance, January 1		\$ 46,718,149	\$ 17,902,336	\$ 4,934,660
Additions		205,248,856	60,291,467	21,282,251
Maturities		(43,182,930)	(14,353,000)	(8,233,000)
Disposal		(67,890,638)	(16,450,597)	-
Amortization of premium		(894,450)	(672,057)	(81,575)
Allowance for impairment	21	(82,593)	-	-
Balance, December 31		\$139,916,394	\$46,718,149	\$17,902,336

Realized gains from sale of financial assets at amortized cost amounting to \$206,833, \$77,972, and nil in 2021, 2020, and 2019, respectively, are part of the net realized gains on investment as presented in the statements of comprehensive income. The disposal of financial assets of the Company is attributable to an isolated event that is beyond the **Company's** control, is non-recurring and could not have been reasonably anticipated by the Company. The main reason for the disposal is to raise cash for anticipated redemptions or to shift to higher-rated securities to improve asset quality of the Company.

Interest income earned on financial assets at amortized cost investments amounted to \$1,541,216, \$1,057,473 and \$350,570 in 2021, 2020 and 2019, respectively, as disclosed in Note 16. The average interest rates of financial assets at amortized cost investments are also disclosed in Note 16. Accrued interest receivables amounted to \$1,046,820 and \$338,555 as at December 31, 2021 and 2020, respectively, as disclosed in Note 7.

The amortization of discount and premium of financial assets at amortized cost investments are summarized as follows:

	2021	2020
Amortization of premium	(\$52,820,945)	(\$839,287)
Amortization of discount	51,926,495	167,230
	(\$ 894,450)	(\$672,057)

The following presents the breakdown of the maturity profile of the principal amounts of financial assets at amortized cost:

	2021	2020
Due in one year or less	\$106,471,651	\$20,360,000
Due after one year through five years	34,398,734	26,017,000
	\$140,870,385	\$46,377,000

10. ACCRUED EXPENSES AND OTHER PAYABLES

This account consists of:

	2021	2020
Filing and registration fees payable	\$102,618	\$ 79,895
Due to investors	25,535	673,165
Withholding and documentary stamp taxes	6,843	3,423
Custodianship fees	3,675	1,119
Professional fees	1,516	2,045
	\$140,187	\$759,647

Filing and registration fees payable pertains to the amount payable to SEC in relation **with the Company's authorized capital stock increase application**. Filing and registration fees incurred in relation with the Company's authorized capital stock application amounted to \$18,165 and \$58,238 in 2021 and 2020, respectively.

Due to investors account pertains to amounts payable to investors for the redemption of their investments processed on or before the reporting period, which are usually paid one day after the transaction date.

11. RELATED PARTY TRANSACTIONS

In the normal course of business, the Company transacts with entities which are considered related parties under PAS 24, *Related Party Disclosures*.

The related parties below hold the following number of shares and current value of the Company as at December 31, 2021 and 2020:

Related party	2021		2020	
	Number of shares	Current Value	Number of shares	Current Value
SLOCPI				
DFFS	7,343,672	\$7,788,699	4,376,501	\$ 4,605,830
SLAMCI				
DFFS	2,213,740	2,347,893	2,213,740	2,329,740
Sun Life Grepa Financial, Inc.				
DFFS	2,586,460	2,743,199	3,596,540	3,784,999
Sun Life Prosperity Dollar Abundance Fund, Inc.				
DFFS	1,104,226	1,171,143	-	-
Sun Life Prosperity Dollar Advantage Fund, Inc.				
DFFS	895,888	950,179	-	-
Sun Life Prosperity Dollar Wellspring Fund, Inc.				
DFFS	160,317	170,032	-	-

Subscriptions of related parties classified as DFFS are recorded at historical cost. It will be reclassified into ACS once the SEC approves the application for increase in ACS. These are non-interest bearing and are settled in cash based on the current NAVPS of the Company one day after the date of their redemptions.

The details and amounts of transactions with related parties are set out below:

Nature of Transaction	Transactions During the Year			Outstanding Balances (Payable)		Terms	Condition	Notes
	2021	2020	2019	2021	2020			
SLAMCI - Fund Manager								
Management, distribution and transfer fees	\$581,511	\$264,492	\$88,776	\$61,430	\$29,597	Non-interest bearing; Annual rate of 0.40% of average daily net assets; settled in cash on or before the 15th day of the following month	Unsecured; Unguaranteed	a
Key Management Personnel								
Directors' fee	7,976	6,362	5,269	-	-	Payable on demand; Settled in cash	Unsecured; Unguaranteed	b
Entities Under Common Control								
Sun Life Grepa Financial, Inc. Purchase	-	1,059,933	-	-	-			
Sun Life Prosperity Dollar Abundance Fund, Inc. Sale	-	1,332,177	-	-	-			
Purchase	-	2,044,140	936,193	-	-			
Sun Life of Canada Philippines, Inc. Sale	-	178,891	-	-	-			
Grepalife Asset Management Corporation Purchase	-	-	308,877	-	-	Non-interest bearing; Settled in cash on the day of transaction	Unsecured; Unguaranteed	c

Details of the Company's related party transactions are as follows:

a) Investment Management

The Company appointed SLAMCI as its fund manager, adviser, administrator, distributor and transfer agent that provides management, distribution and all required operational services.

Under the Management and Distribution Agreement (MDA), SLAMCI receives aggregate fees for these services at an annual rate of 0.125% of the net assets attributable to shareholders on each valuation day. Moreover, under the Transfer Agency Agreement, SLAMCI receives aggregate fees for these services at an annual rate of 0.15% of the net assets attributable to shareholders on each valuation day.

On September 22, 2020, the Company and SLAMCI amended its MDA and Transfer Agency Agreement based on the provisions of ICA 2018 IRR (Implementing Rules and Regulations of the Investment Company Act 2018) published by the SEC on January 11, 2018. The agreements shall remain in effect for a period of 2 years from July 31, 2020 and shall continue in effect from year to year as approved by the respective Board of Directors of the Company and SLAMCI.

Management, transfer and distribution fees charged by SLAMCI to the Company in 2021, 2020 and 2019 amounted to \$581,511, \$264,492 and \$88,776, respectively. Accrued management fees as at December 31, 2021 and 2020 amounted to \$61,430 and \$29,597 shown as "Payable to fund manager" in the statements of financial position.

b) Remuneration of Directors

Remuneration of directors is presented in the statements of comprehensive income under "Directors' fees" amounting to \$7,976, \$6,362 and \$5,269 in 2021, 2020 and 2019, respectively, which are usually paid to directors based on the meetings held and attended. There were no accrued directors' fees as at December 31, 2021 and 2020.

Except for the Board of Directors, the Company has no key management personnel and employees. Pursuant to the Company's Management and Distribution Agreement with SLAMCI, the latter provides all the staff of the Company, including executive officers and other trained personnel.

c) Purchase and Sale of Investments

These types of transactions are buy and sell of the same security between portfolios of two separate affiliated legal entities and whose assets are managed by Investments Department until July 25, 2021 and Sun Life Investment Management and Trust Corporation from July 26, 2021 onwards. Portfolio Managers determine that this is appropriate and in the best interest of certain portfolios and ensure that the trade will be executed in a manner that is fair and equitable to both parties involved in the cross trade.

12. FINANCIAL LIABILITY AT FAIR VALUE THROUGH PROFIT OR LOSS

In 2019, the Company received DFFS amounting to \$3,714,046 equivalent to 3,581,184 shares, which were classified as liability since the Company does not have sufficient ACS to accommodate the subscriptions.

Accordingly, the Company designated the DFFS as financial liability measured at FVTPL amounting to \$3,714,404 as at December 31, 2019. The DFFS in 2019 was valued based on the December 31, 2019 net asset value per share (NAVPS) of \$1.0372 and the Company recognized a fair value loss on financial liability designated as FVTPL amounting to \$358 in 2019 as shown in the statements of comprehensive income.

In 2020, the Company reclassified to equity the deposit for future stock subscriptions recorded under this account since the Company has met all of the conditions required for such to be recognized as equity as disclosed in Note 13.

13. EQUITY

Movements are as follows:

	2021		2020		2019	
	Shares	Amount	Shares	Amount	Shares	Amount
Authorized: at P1.00 par value	12,000,000	P 12,000,000	12,000,000	P 12,000,000	12,000,000	P12,000,000
Issued and fully paid:						
At January 1	11,982,343	\$ 257,620	11,910,003	\$ 256,065	5,993,690	\$ 128,864
Issuance during the year	-	-	506	11	4,921	106
Transfer of shares from DFFS	7,362	7,659	71,834	1,544	5,911,392	127,095
At December 31	11,989,705	\$265,279	11,982,343	\$ 257,620	11,910,003	\$ 256,065
Treasury shares:						
At January 1	786	\$ 827	268,348	\$ 277,984	208,756	\$ 211,686
Acquired during the year	1,686,354	1,782,921	3,708,975	3,876,499	7,598,776	7,821,505
Reissuance	(1,681,604)	(1,778,289)	(3,976,537)	(4,153,656)	(7,254,063)	(7,460,847)
Reissuance of treasury shares from DFFS	-	-	-	-	(285,121)	(294,360)
At December 31	5,536	\$ 5,459	786	\$ 827	268,348	\$ 277,984
DFFS:						
At January 1	75,848,781	\$ 79,443,982	24,888,231	\$ 25,749,746	5,706,941	\$ 5,771,375
Receipts	309,398,200	327,353,866	134,994,853	141,154,873	50,562,532	52,163,940
Redemptions	(222,143,546)	(234,506,240)	(87,543,653)	(91,070,979)	(25,184,729)	(25,810,303)
Issuance of shares during the year	-	-	-	-	(5,911,392)	(6,085,990)
Reissuance of treasury shares from DFFS	-	-	-	-	(285,121)	(289,276)
Transfer of DFFS liability to equity	-	-	3,581,184	3,714,404	-	-
Transfer to ACS	(7,362)	(7,659)	(71,834)	(104,062)	-	-
At December 31	163,096,073	\$172,283,949	75,848,781	\$ 79,443,982	24,888,231	\$25,749,746

Incorporation

The Company was incorporated on January 16, 2017 with 6,000,000 authorized shares at par value of P1.00 per share.

Approved changes

On February 23, 2017, the shareholders and Board of Directors approved the blanket increase of the **Company's authorized share capital up to 100,000,000 shares with a par value of P1.00 per share.**

The increase will be implemented by the Chairman of the Board of Directors and President of SLAMCI acting jointly in tranches.

Pending Application for 6,000,000 additional shares

On July 24, 2018, the Chairman of the Board of Directors of the Company and the President of SLAMCI jointly approved the first tranche of increase in authorized share capital by P6,000,000 divided into 6,000,000 shares at a par value of P1.00 per share.

On September 14, 2018, the Company's application for increase in ACS for 6,000,000 shares was filed/presented with the SEC.

On October 24, 2018, the Company received SEC evaluator's comments and additional requirements on the 6,000,000 ACS increase application.

On July 29, 2019, the Company's application for 6,000,000 increase in ACS was approved by the SEC.

As at July 29, 2019, the Company reclassified the 6,000,000 DFFS to subscribed capital stock.

On August 27, 2020, the Company paid P309,938 to SEC for the registration statement (RS) fee of 6,000,000 shares.

On January 22, 2021, the Company received comments from the SEC-CGFD on the Company's Q3 2020 UIFS and 2019 AFS in relation to the 6,000,000 shares increase.

On February 18, 2021, the Company submitted its response letter via email to SEC-CGFD.

On March 17, 2021, the Company filed its amended registration statement for the registration of the approved 6,000,000 shares increase.

Currently, the Company is waiting for feedback from SEC-CGFD on the documents provided.

Pending Application for 25,000,000 additional shares

On August 19, 2019, the Chairman of the Board of Directors of the Company and the President of SLAMCI, jointly approved the second tranche of increase in authorized capital stock by P25,000,000 divided into 25,000,000 shares at the par value of P1.00 per share.

On September 30, 2019, the Company's application for increase in ACS for 25,000,000 shares was filed/presented with the SEC.

In 2020, the Company engaged Reyes Tacandong & Co (RTC) to render its professional services in providing assistance to the Company in submission of documents as required by the SEC for the approval of 25,000,000 additional shares.

On October 28, 2020, the Company received comments from SEC for the Company's application for increase in ACS of 25,000,000 shares.

On June 29, 2021, the Company submitted to SEC-CRMD the documentary requirements in the list received by the Company on October 28, 2020.

On October 11, 2021, the Company received CGFD's monitoring findings and comment list on the AOI and By Laws dated October 8, 2021.

Currently, the Company is waiting for feedback from SEC-CRMD.

Pending Application for 60,000,000 additional shares

On August 12, 2020, the Chairman of the Board of Directors of the Company and the President of SLAMCI, jointly approved the third tranche of increase in authorized capital stock by P60,000,000.00 divided into 60,000,000 shares at the par value of P1.00 per share.

On September 30, 2020, the Company's application for increase in ACS for 60,000,000 shares was filed/presented with the SEC.

On October 14, 2020, the Company received the monitoring clearance from SEC-CGFD dated October 5, 2020.

On May 10, 2021, SEC required the submission of the Company's 2020 audited financial statements (AFS).

On June 22, 2021, the Company provided to SEC the scanned copy of **the Company's** 2020 AFS.

Currently, the Company is waiting for feedback from SEC-CRMD.

Pending Application for 100,000,000 additional shares

On October 20, 2021, the President of the Company and SLAMCI, jointly approved the fourth tranche of increase in authorized capital stock by Php100,000,000.00 divided into 100,000,000 shares at the par value of Php 1.00 per share.

On December 27, 2021, the Company's application for increase in ACS for 100,000,000 shares was filed/presented with the SEC.

Currently, the Company is waiting for feedback from SEC-CRMD.

Current state

DFFS received in cash amounting to \$172,283,949, \$79,443,982 and \$25,749,746 as at December 31, 2021, 2020 and 2019, respectively, were classified as equity since the Company has met all of the conditions required for such recognition.

The outstanding shares classified as DFFS as at December 31, 2021, 2020 and 2019 are **held by the Company's shareholders** and related parties as disclosed in Note 11.

As at December 31, 2021, the Company has 11,984,169 issued and outstanding shares out of the 12,000,000 ACS with a par value of P1.00 per share.

The annual summary of the transactions of the Company's outstanding shares is as follows:

Year	NAVPS, end	Issuances	Redemptions	Balances
2017	\$0.9987	2,356,784	-	2,356,784
2018	\$1.0159	11,001,003	(1,865,912)	11,491,875
2019	\$1.0383	57,821,516	(32,783,505)	36,529,886
2020	\$1.0536	142,553,080	(91,252,628)	87,830,338
2021	\$1.0608	311,079,804	(223,829,900)	175,080,242

The total number of shareholders as at December 31, 2021, 2020 and 2019 are 2,523, 1,627 and 958, respectively.

Redeemable shares

Redeemable shares carry one vote each, and are subject to the following:

- a. Distribution of dividends

Each shareholder has a right to any dividends declared by the Company's Board of Directors and approved by 2/3 of its outstanding shareholders.

b. Denial of pre-emptive rights

No shareholder shall, because of his ownership of the shares, has a pre-emptive or other right to purchase, subscribe for, or take any part of shares or of any other securities convertible into or carrying options or warrants to purchase shares of the registrant.

c. Right of redemption

The holder of any share, upon its presentation to the Company or to any of its duly authorized representatives, is entitled to receive, by way of redemption, **approximately his proportionate share of the Company's current net assets or the cash equivalent thereof.** Shares are redeemable at any time at their net assets value less any applicable sales charges and taxes.

14. ADDITIONAL PAID-IN CAPITAL

Additional paid-in capital of \$10,890,092, \$11,423,301 and \$11,672,732 as at December 31, 2021, 2020 and 2019, respectively, pertains to excess payments over par value from investors and from reissuance of treasury shares.

15. NET ASSET VALUE PER SHARE

NAVPS is computed as follows:

	Note	2021	2020
Total equity		\$185,719,103	\$92,538,210
Outstanding shares	13	175,080,242	87,830,338
		\$1.0608	\$1.0536

NAVPS is based on issued, outstanding and fully paid shares minus treasury shares plus deposits for future stock subscriptions classified as equity. The expected cash outflow on redemption of these shares is equivalent to computed NAVPS as at reporting period.

16. INTEREST INCOME

This account consists of interest income on the following:

	Notes	2021	2020	2019
Fixed-income securities	9	\$1,541,216	\$1,057,473	\$350,570
Special savings deposits	8	48,469	65,881	57,630
Cash equivalents	6	1,780	13,852	85,187
Cash in banks	6	185	567	791
		\$1,591,650	\$1,137,773	\$494,178

Interest income is recorded gross of final withholding tax which is shown as "Income tax expense (benefit)" account in the statements of comprehensive income.

Average interest rates of investments and cash and cash equivalents in 2021, 2020 and 2019 are as follows:

	Notes	2021	2020	2019
Fixed-income securities	9	1.66%	1.88%	2.72%
Special savings deposits	8	0.31%	0.11%	2.38%
Cash equivalents	6	0.28%	0.23%	0.53%
Cash in banks	6	0.00%	0.01%	0.10%

Interest income earned on financial assets, analyzed by category, is as follows:

	Notes	2021	2020	2019
Financial assets at amortized cost	9	\$1,541,216	\$1,057,473	\$350,570
Financial assets at FVTPL	8	48,469	65,881	57,630
Cash and cash equivalents	6	1,965	14,419	85,978
		\$1,591,650	\$1,137,773	\$494,178

17. EARNINGS PER SHARE

The calculation of the basic and diluted earnings per share is based on the following data:

	2021	2020	2019
Total comprehensive income for the year	\$871,108	\$883,893	\$420,053
Weighted average number of shares:			
Issued and outstanding	11,924,098	11,759,721	5,839,778
Potential dilutive shares	122,830,872	50,523,517	12,229,832
Weighted average number of outstanding shares	134,754,970	62,283,238	18,069,610
Basic earnings per share	\$0.073	\$0.075	\$0.072
Diluted earnings per share	\$0.007	\$0.017	\$0.023

The DFFS as at December 31, 2021, 2020 and 2019 are dilutive, therefore, diluted earnings per share is lower than the basic earnings per share.

18. FAIR VALUE OF FINANCIAL INSTRUMENTS

Assets and liabilities measured at fair value on a recurring basis

The following table provides an analysis of financial instruments that are measured subsequent to initial recognition at fair value, grouped into levels 1 to 3 based on the degree to which the inputs to fair value are observable.

	Notes	Level 1	Level 2	Total
December 31, 2021				
Financial Assets				
Special savings deposits	8	\$ -	\$3,337,800	\$3,337,800
Investments in UITF	8	201,270	-	201,270
		\$ 201,270	\$3,337,800	\$3,539,070
December 31, 2020				
Financial Asset				
Special savings deposits	8	\$ -	\$12,002,500	\$12,002,500
Investments in UITF	8	9,464,678	-	9,464,678
		\$9,464,678	\$12,002,500	\$21,467,178

Investments in UITFs are valued at their published Net Asset Values per Unit (NAVPU) and NAVPS, respectively, as at reporting date.

The fair value of the special savings deposits is based on discounted cash flow analysis using prevailing market interest rates. However, due to their short term maturity, their carrying amounts approximate their fair values."

There were no transfers between Level 1 and 2 in 2021 and 2020.

Financial assets and liabilities not measured at fair value

The following financial assets and financial liabilities are not measured at fair values on recurring basis but the fair value disclosure is required:

	Notes	Carrying Amounts	Fair Values			Total
			Level 1	Level 2	Level 3	
December 31, 2021						
Financial Assets						
Cash in banks	6	\$ 31,449,447	\$31,449,447	\$ -	\$ -	\$ 31,449,447
Cash equivalents	6	9,997,979	-	9,997,979	-	9,997,979
Financial assets at amortized cost	9	139,916,394	-	-	135,841,103	135,841,103
Accrued interest receivable	7	1,053,994	-	1,053,994	-	1,053,994
		\$182,417,814	\$31,449,447	\$11,051,973	\$135,841,103	\$178,342,523
Financial Liabilities						
Accrued expenses and other payables	10	\$30,726	\$ -	\$30,726	\$ -	\$30,726
Payable to fund manager	11	61,430	-	61,430	-	61,430
		\$92,156	\$ -	\$92,156	\$ -	\$92,156
December 31, 2020						
Financial Assets						
Cash in banks	6	\$20,641,432	\$20,641,432	\$ -	\$ -	\$20,641,432
Cash equivalents	6	4,004,300	-	4,004,300	-	4,004,300
Financial assets at amortized cost	9	46,718,149	-	-	47,325,808	47,325,808
Accrued interest receivable	7	394,557	-	394,557	-	394,557
		\$71,758,438	\$20,641,432	\$4,398,857	\$47,325,808	\$72,366,097
Financial Liabilities						
Accrued expenses and other payables	10	\$ 676,329	\$ -	\$ 676,329	\$ -	\$ 676,329
Payable to fund manager	11	29,597	-	29,597	-	29,597
		\$ 705,926	\$ -	\$ 705,926	\$ -	\$ 705,926

Cash in banks, cash equivalents, accrued interest receivable, accrued expenses and other payables, and payable to fund manager have short-term maturities, hence, their carrying amounts are considered their fair values.

The difference between the carrying amount of accrued expenses and other payables disclosed in the statements of financial position and the amount disclosed in this note pertains to withholding and documentary stamp taxes and filing and registration fees payable that are not considered financial liabilities.

The fair values of financial assets at amortized cost were determined based on the **discounted cash flow analysis using the Company's estimated cost of borrowing ranging** from 1.96% to 2.48% for loans with less than one year maturity and loans maturing in five years, respectively, for 2021 and 1.71% to 2.67% for loans with less than one year maturity and loans maturing in five years, respectively, for 2020.

There were no transfers between Levels 1, 2 and 3 in 2021. In 2020, transfer from Level 2 to Level 3 in financial assets at amortized cost is due to the unavailability of related **market prices sources, thus, the Company's estimated cost of borrowing was used.**

19. INCOME TAX EXPENSE (BENEFIT)

Details of income tax expense (benefit) are as follows:

	2021	2020	2019
Current taxes			
Final tax	\$ 7,445	\$ 12,046	\$ 21,538
RCIT	170,883	-	-
	178,328	12,046	21,538
Deferred tax expense (benefit)	39,703	(61,046)	(40,793)
Effects of change in tax rate	16,972	-	-
	56,675	(61,046)	(40,793)
	\$235,003	(\$ 49,000)	(\$ 19,255)

The reconciliation between tax expense and the product of accounting profit multiplied by 25% in 2021 and 30% in 2020 and 2019 is as follows:

	2021	2020	2019
Accounting profit before tax	\$1,106,111	\$834,893	\$400,798
Tax expense at 25% in 2021 and 30% in 2020 and 2019	\$276,528	\$250,468	\$120,239
Adjustment for income subject to lower tax rate	(4,963)	(282,372)	(126,715)
Tax effects of:			
Unrecognized Net Operating Loss Carry-Over (NOLCO)	(12,343)	-	-
Net unrealized loss on financial liability at FVTPL	-	-	107
Net realized gains on investments	(44,543)	(14,046)	(6,009)
Net unrealized gains/losses on investments	3,352	(3,050)	(6,877)
Changes in current tax expense due to the change in income tax rate	16,972	-	-
	\$ 235,003	(\$49,000)	(\$ 19,255)

On March 26, 2021, the Republic Act (RA) 11534 also known as **“Corporate Recovery and Tax Incentives for Enterprises Act”** or **“CREATE” Act** was passed into law which reduced the corporate income tax rates and rationalized the current fiscal incentives by making it time-bound, targeted and performance-based.

Among others, the Act includes the following significant revisions:

1. Effective July 1, 2020, domestic corporations with total assets not exceeding P100 million and net taxable income of P5 million and below shall be subject to 20% income tax rate while the other domestic corporations and resident foreign corporations will be subject to 25% tax income tax rate;
2. Minimum corporate income tax (MCIT) rate is reduced to from 2% to 1% from July 1, 2020 to June 30, 2023;

The tax rate used in the reconciliations above is the corporate tax rate of 25% in 2021 and 30% in 2020 and 2019 payable by the Company.

Deferred taxes

The following is the composition of deferred tax asset recognized by the Company:

	Accrued Expense	Allowance for Impairment	NOLCO	Total
January 1, 2019	\$ -	\$ -	\$ -	\$ -
Charged to profit or loss	6,497	-	34,296	40,793
December 31, 2019	6,497	-	34,296	40,793
Charged to profit or loss	17,472	-	43,574	61,046
December 31, 2020	23,969	-	77,870	101,839
Charged to profit or loss 2021	4,541	20,648	(64,892)	(39,703)
Effect of change in tax rate	(3,994)	-	(12,978)	(16,972)
December 31, 2021	\$24,516	\$20,648	\$ -	\$45,164

Details of the Company’s NOLCO from previous years are as follows (in Philippine Peso):

Year Incurred	Year of Expiry	Beginning Balance	Addition	Expired	Applied	2021 Balance
2018	2021	P2,597,944	P -	P -	P2,597,944	P -
2019	2022	5,803,278	-	-	5,803,278	-
		P9,361,938	P -	P -	P9,361,938	P -

Details of the Company's NOLCO covered by Revenue Regulation (RR) No. 25-2020 is as follows (in Philippine Peso) :

Year Incurred	Year of Expiry	Beginning Balance	Addition	Expired	Applied	2021 Balance
2020	2025	P6,981,168	P -	P -	P6,981,168	P -

Pursuant to Section 4 COVID-19 Response and recovery Interventions paragraph (bbbb) of Republic Act No. 11494 also known as "Bayanihan to Recover As One Act" and to RR No. 25-2020 of Bureau of Internal Revenue, the NOLCO incurred by the Company for taxable years 2020 and 2021 shall be carried over as a deduction from gross income for the next five consecutive taxable years immediately following the year of such loss.

Based on Management's expectation of the Company's future taxable income, the Company recognizes deferred tax asset only to the extent that future taxable income will be available against which it can be utilized.

The Company's interest income from cash in banks and cash equivalents is already subjected to final tax while interest income from fixed-income securities, except for foreign-issued debt instruments which are subject to RCIT, are tax-exempt.

Realized gains on redemption of investments in UITFs are exempted from tax and are therefore excluded from the computation of taxable income subject to RCIT.

20. CONTINGENCIES

The Company has no pending legal cases as at December 31, 2021 and 2020 that may have a material effect on the Company's financial position and results of operations.

21. FINANCIAL RISK MANAGEMENT

The Company's activities expose it to a variety of financial risks: market risk, which includes interest rate risk and equity price risk, credit risk and liquidity risk. The Fund Manager exerts best efforts to anticipate events that would negatively affect the value of the Company's assets and takes appropriate actions to counter these risks. However, there is no guarantee that the strategies will work as intended. The policies for managing specific risks are summarized below.

Market risk

The Company's activities expose it primarily to the financial risks of changes in interest rates and movements in NAVPU of investment in UITF. The Company has insignificant exposure to foreign exchange risk since foreign currency denominated transactions are minimal. There has been no change on the manner in which the Company manages and measures these risks.

Interest rate risk

Interest rate risk refers to the possibility that the fair value or future cash flows of a financial instruments will fluctuate because of changes in market interest.

The primary source of the Company's interest rate risk relates to cash and cash equivalent, special savings deposits and fixed-income securities. The interest rates of these financial assets are disclosed in Notes 6 and 16.

The risk is managed by the Fund Manager by actively monitoring the prevailing interest rate environment. The duration of the portfolio is reduced during periods of rising rates and widening credit spreads to maximize interest income potential. Conversely, the same is increased during periods of falling rates and narrowing credit spreads.

A 50 basis points increase or decrease in the interest rates had been determined for sensitivity analysis based on the exposure to interest rates for financial assets at FVTPL and financial assets at amortized cost at the end of each reporting period. The same is used for reporting interest rate risk internally to key management personnel and **represents Management's assessment of the reasonable effect of the maximum possible movement in interest rates.**

The following table details the increase or decrease in net income after tax if interest rates had been 50 basis points higher or lower and all other variables are held constant, **the Company's profit or loss for the years ended 2021, 2020 and 2019:**

Change in Interest Rates	Increase (Decrease) in Net Profit(Loss)		
	2021	2020	2018
+50 basis	\$144,691	\$146,096	\$56,220
-50 basis	(\$144,691)	(\$146,096)	(\$56,220)

In **Management's opinion, the** sensitivity analysis is unrepresentative of the inherent interest rate risk because the exposure at the end of the reporting period does not reflect the exposure during the year.

Equity price risk

The Company is exposed to equity price risks arising from investments in UITF.

The risk is managed by the Fund Manager by actively monitoring the movements in NAVPU of investments in UITF.

Based on the exposure to equity price risk at the end of each reporting period, if NAVPU investments had been 2% higher or lower, profit or loss would have increased or decreased by \$4,007, \$188,446 and \$202,080 in 2021, 2020 and 2019, respectively.

Other than interest rate and equity price risks discussed above, there are no other market risks which significantly **affect the Company's performance.**

In **Management's opinion, the sensitivity analysis is a representative of the inherent equity price risk** because the exposure at the end of the reporting period does not reflect the credit exposure during the year.

Credit risk

Credit risk refers to the risk that the counterparty will default on its contractual obligations resulting in financial loss to the Company. The Company has adopted a policy of dealing only with creditworthy counterparties as a means of mitigating the risk of financial loss from defaults, and transacts only with entities that are rated with the **equivalent of investment grade of "High" down to "Low". This information is supplied by independent rating agencies, when available.** If the information is not available, the Company uses other publicly available financial information and its own trading records **to rate its major counterparties. The Company's exposure and the credit ratings of its counterparties are continuously monitored and the aggregate value of transactions concluded is spread among approved counterparties.**

The carrying amounts of financial assets recorded in the financial statements represent **the Company's maximum exposure to credit risk:**

	Notes	2021	2020
Cash in banks	6	\$ 31,449,447	\$20,641,432
Cash equivalents	6	9,997,979	4,004,300
Special savings deposits	8	3,337,800	12,002,500
Financial assets at amortized cost	9	139,916,394	46,718,149
Accrued interest receivable	7	1,053,994	394,557
		\$185,755,614	\$83,760,938

ECL measurement

In 2021 and 2020, ECLs are a probability-weighted estimate of credit losses (i.e. the present value of all cash shortfalls) over the expected life of the financial instrument.

PFRS 9 outlines a 'three-stage' model for impairment based on changes in credit quality since initial recognition. The Company's current credit risk grading framework comprises the following categories:

Category	Description	Basis for recognizing expected credit losses
Stage 1	The counterparty has a low risk of default and does not have any past-due amounts or that the financial instrument is not credit-impaired on initial recognition	12m ECL
Stage 2	There has been a significant increase in credit risk since initial recognition but not yet deemed to be credit-impaired	Lifetime ECL - not credit-impaired
Stage 3	There is evidence indicating that the debtor is in severe financial difficulty and the Company has no realistic prospect of recovery or that the financial instrument is credit-impaired	Lifetime ECL - credit-impaired

Measuring ECL – Explanation of inputs, assumptions and estimation techniques

The ECL is determined by projecting the PD, LGD and exposure at default (EAD) for each future month and for each individual exposure or collective segment. These three components are multiplied together and adjusted for the likelihood of survival (i.e. the exposure has not prepaid or defaulted in an earlier month). This effectively calculates an ECL for each future month, which is then discounted back to the reporting date and summed. The discount rate used in the ECL calculation is the original effective interest rate or an approximation thereof.

The maturity profile is based on historical observed data and is assumed to be the same across all assets within a portfolio and credit grade band. This is supported by historical analysis.

Given that the Company currently has no history of default on their portfolio, a model which incorporates internal default experience is not feasible. For the 12M and Lifetime PD, the Company use external benchmarking of current internal credit ratings to **Standard and Poor's using one-year transition matrices in S&P's Annual Global Corporate Default Study and Rating Transition reports**. From the transition matrices, cumulative PDs are identified. The overall PD for a specific time horizon is calculated from the cumulative PD, by determining the marginal PD and taking the conditional probability of default given that it has not yet defaulted prior to the said time horizon. The resulting overall PDs are the values that will act as components in ECL calculation. The Lifetime PD is developed by analysis of the transition matrices over the maximum life of active loans, which is 12 years.

The table below summarizes the current internal credit rating equivalence system of the Company.

Summary rating	Internal credit rating	S&P rating
High	AAA	AAA
High	AA	AA- to AA+
High	A	A- to A+
High	BBB	BBB- to BBB+
Satisfactory	BB	BB- to B+
Acceptable	B	B- to B+
Low	CCC/C	CCC- to CCC+

The 12M and lifetime EADs are determined based on the contractual repayments owed by the borrower over the 12month or lifetime basis. This will also be adjusted for any expected overpayments made by the borrower. The Company does not have an undrawn component for any of its debt instruments.

For the 12M and lifetime LGDs, considering the availability of related information, the Company use the external estimates sourced from **Standard and Poor's**.

The table below summarized the LGD value for each category of financial assets at amortized costs.

Category	LGD value
Term Loans	27.00%
Senior Secured Bonds	35.00%
Senior Unsecured Bonds	48.00%
Subordinated Bonds	71.00%
Junior Subordinated Bonds	82.00%

Forward-looking information incorporated in the ECL models

The assessment of significant increase in credit rating and the calculation of ECL both incorporate forward-looking information. The Company has performed historical analysis and identified the key economic variables impacting credit risk and ECL for each portfolio. The Company assessed that the key economic variables are unemployment rates for 2021 and 2020.

These economic variables and their associated impact on the PD, EAD and LGD vary by financial instrument. Expert judgment has also been applied in this process. Forecasts **of these economic variables (the "base economic scenario") are based on the economic data from the International Monetary Fund (IMF) from year 2022 until 2026.** The impact of these economic variables on the PD, EAD and LGD has been determined by performing statistical regression analysis to understand the impact changes in these variables have had historically on default rates and on the components of EAD and LGD.

In addition to the base economic scenario, the best value economically spanning from the historical years is taken (upside forecasts). A similar approach applies for the downside forecasts. The scenario weightings are determined by a combination of statistical analysis and expert credit judgement, taking account of the range of possible outcomes each chosen scenario is representative of. The per-scenario Forward Looking Adjustments were assigned probability weights of 70% for the base scenario and 15% for each of the upside and downside forecast in 2021 and 50% for the base scenario, and 25% for each of the upside and downside forecast in 2020.

As with any economic forecasts, the projections and likelihoods of occurrence are subject to a high degree of inherent uncertainty and therefore the actual outcomes may be significantly different to those projected. The Company considers these forecasts to represent its best estimate of the possible outcomes and has analyzed the non-linearities **and asymmetries within the Company's different portfolios to establish that the chosen scenarios are appropriately representative of the range of possible scenarios.**

The following table details the credit quality of the Company's financial assets and other items, as well as the Company's maximum credit exposure to credit risk by credit risk rating grades as at December 31, 2021 and 2020:

	Notes	Internal Credit rating	Category	12m or lifetime ECL?	Gross carrying amount	Loss allowance	Net carrying amount
2021							
Cash in banks	6	AAA	Stage 1	12-month ECL	\$ 31,449,447	\$ -	\$31,449,447
Cash equivalents	6	AAA	Stage 1	12-month ECL	9,997,979	-	9,997,979
Accrued interest receivable	7	AAA	Stage 1	12-month ECL	1,053,994	-	1,053,994
Financial assets at amortized cost - current portion	9	AA	Stage 1	12-month ECL	105,773,291	-	105,773,291
Financial assets at amortized cost - non-current portion - net	9	AA	Stage 1	12-month ECL	29,889,769	(72,110)	29,817,660
Financial assets at amortized cost - non-current portion - net	9	A	Stage 2	Lifetime ECL - not credit-impaired	4,335,927	(10,483)	4,325,444
					\$182,500,407	(\$82,593)	\$182,417,815
2020							
Cash in banks	6	AAA	Stage 1	12-month ECL	\$20,641,431	\$ -	\$20,641,431
Cash equivalents	6	AAA	Stage 1	12-month ECL	4,004,300	-	4,004,300
Accrued interest receivable	7	AAA	Stage 1	12-month ECL	394,557	-	394,557
Financial assets at amortized cost - current portion	9	AA	Stage 1	12-month ECL	20,348,572	-	20,348,572
Financial assets at amortized cost - net of current portion - net	9	AA	Stage 1	12-month ECL	26,369,577	-	26,369,577
					\$71,758,437	\$ -	\$71,758,437

The movements in the ECL recognized for the year are summarized as follows:

	Gross Carrying Amount			ECL		
	Stage 1	Stage 2	Total	Stage 1	Stage 2	Total
January 1, 2021	\$ 46,718,149	\$ -	\$ 46,718,149	\$ -	\$ -	\$ -
Additions	18,389,452	18,843	18,408,295	189,537	33,404	222,941
Disposals	(29,053,301)	(1,847,447)	(30,900,748)	(30,955)	(9,987)	(40,942)
Transfers between stages	(6,164,531)	6,164,531	-	-	-	-
Effect of changes in the model	-	-	-	(86,472)	(12,934)	(99,406)
December 31, 2021	\$29,889,769	\$4,335,927	\$34,225,696	\$ 72,110	\$10,483	\$82,593

Liquidity risk

Liquidity risk arises when the Company encounters difficulty in meeting the obligations associated with its financial liabilities that are settled by delivering cash or another financial asset.

The Company aims to maintain an appropriate level of liquidity which means having sufficient liquidity to be able to meet all obligations promptly under foreseeable adverse circumstances, while not having excessive liquidity.

The Company maintains at least ten percent of the fund in liquid/semi-liquid assets in the form of cash and cash equivalents, investments in UITF and accrued interest receivable to assure necessary liquidity. This is also in compliance to Section 6.10 of the Implementing Rules and Regulations of the Investment Company Act series of 2018.

The fund manager manages liquidity risks by continuously monitoring forecast and actual cash flows and matching the maturity profiles of financial assets and liabilities.

The following table details the Company's remaining contractual maturity for its non-derivative financial liabilities. The table had been drawn up based on the undiscounted cash flows of financial liabilities based on the earliest date on which the Company can be required to pay.

	Less than One Month	One Month to One Year	Total
2021			
Accrued expenses and other payables	\$25,535	\$5,191	\$ 30,726
Payable to fund manager	61,430	-	61,430
	\$86,965	\$5,191	\$ 92,156
2020			
Accrued expenses and other payables	\$673,165	\$3,164	\$676,329
Payable to fund manager	29,597	-	29,597
	\$702,762	\$3,164	\$705,926

The difference between the carrying amount of accrued expenses and other payables disclosed in the statements of financial position and the amount disclosed in this note pertains to withholding and documentary stamp taxes and filing and registration fees payable that are not considered financial liabilities.

The following table details the Company's expected maturity for its financial asset. The table had been drawn up based on the contractual maturities of the financial asset including interest that will be earned on that asset, except when the Company anticipates that the cash flows will occur in a different period.

	Average Effective Interest Rate	Less than One Year	One Year to Five Years	Five Years to Ten Years	Total
2021					
Cash in banks	0.00%	\$ 31,449,447	\$ -	\$-	\$ 31,449,447
Cash equivalents	0.28%	9,997,979	-	-	9,997,979
Financial assets at FVTPL	0.31%	3,337,800	-	-	3,337,800
Financial assets at amortized cost	1.84%	105,773,291	34,143,103	-	139,916,394
Accrued interest receivable		1,053,994	-	-	1,053,994
		\$151,612,511	\$34,143,103	\$-	\$185,755,614
2020					
Cash in banks	0.01%	\$20,641,432	\$ -	\$-	\$ 20,641,432
Cash equivalents	0.23%	4,004,300	-	-	4,004,300
Financial assets at FVTPL	0.11%	12,041,887	-	-	12,041,887
Financial assets at amortized cost	1.87%	21,707,018	27,452,923	-	49,159,941
Accrued interest receivable		394,557	-	-	394,557
		\$58,789,194	\$27,452,923	\$-	\$86,242,117

The Company expects to meet its obligations from operating cash flows and proceeds from maturing financial asset and sales of financial assets at FVTPL.

22. CAPITAL RISK MANAGEMENT

The Fund Manager manages **the Company's** capital to ensure that the Company will be able to continue as a going concern while maximizing the return to stakeholders through the optimization of the mix of high quality financial instruments.

The Company is guided by its Investment Policies and Legal Limitations. All the proceeds from the sale of shares, including the original subscription payments at the time of incorporation constituting the paid-in capital, is held by custodian banks.

The capital structure of the Company consists of issued capital as disclosed in Note 13.

The Fund Manager manages **the Company's** capital and NAVPS, as disclosed in Notes 13 and 15 to ensure that the Company's net asset value remains competitive and appealing to prospective investors.

The Company is also governed by the following fundamental investment policies:

- It does not issue senior securities;
- It does not intend to incur any debt or borrowing. In the event that borrowing is necessary, it can do so only if, at the time of its incurrence or immediately thereafter, there is asset coverage of at least 300% for all its borrowings;

- c. It does not participate in any underwriting or selling group in connection with the public distribution of securities, except for its own share capital;
- d. It generally maintains a diversified portfolio. Industry concentrations may vary at any time depending on the investment **manager's view on the prospects**;
- e. It does not invest directly in real estate properties and developments;
- f. It does not purchase or sell commodity futures contracts;
- g. It does not engage in lending operations to related parties such as the members of the Board of Directors, officers of the Company and any affiliates, or affiliated corporations of the Company;
- h. The asset mix in each type of security is determined from time to time, as warranted by economic and investment conditions; and
- i. It does not change its investment objectives without the prior approval of a majority of its shareholders.

The Investment Policies refer to the following:

- a. Investment Objective - to provide regular returns through investments in a diversified portfolio of US Dollar-denominated fixed income instruments issued by the Philippine government, other major economies, or corporations operating therein or through diversified investment companies invested in such.
- b. Benchmark - 100% 30-day US Dollar Deposit Rate.
- c. Asset Allocation Range - the Company allocates its funds available for investments among cash and other deposit substitutes and fixed-income securities based on certain proportion as approved by Management.

Other matters covered in the investment policy include the fees due to be paid to the Fund Manager with management and distribution fees each set at an annual rate of 0.125% of the net assets attributable to shareholders on each valuation day.

In compliance to SEC Memorandum Circular No. 21, Series of 2019 signed on September 24, 2019 in relation to independent Net Asset Value (NAV) calculation, SLAMCI (Fund Manager) engaged Citibank, N.A. Philippines to service its fund accounting functions including calculation of its NAV every dealing day. In December 2020, SLAMCI implemented the outsourced fund accounting to all Sun Life Prosperity Funds.

As at December 31, 2021 and 2020, the Company is in compliance with the above requirements and minimum equity requirement of the SEC of P50,000,000.

The equity ratio at year-end is as follows:

	2021	2020
Total equity	\$185,719,103	\$92,538,210
Total assets	186,002,048	93,327,454
Equity ratio	\$0.9985:1	\$0.9915:1

Management believes that the above ratios are within the acceptable range.

23. EVENTS AFTER THE REPORTING PERIOD

On January 6, 2022, the SEC’s Commission en Banc, issued Financial Reporting Bulletin (FRB) No. 6 - Deposit For Future Stock Subscription (DFFS) which imposed the prohibition on Investment Companies to accept DFFS.

On March 14, 2022, Management filed a Request for Exemptive Relief from the amended FRB No. 6 with the SEC. Consequently, the Commission en Banc in its meeting held on 28 April 2022 approved said request to temporarily allow the acceptance of DFFS during the pendency of the applications for increase of authorized capital stock of the Company, subject to compliance with the following conditions:

- a) That the Company will only temporarily accept DFFS up to the maximum number of shares covered by the respective pending applications for increase of authorized capital stock:

Name of Fund	Period	Total ACS Increase
Dollar Starter	As of March 31, 2022	491 Million

- b) To expedite the subsequent securities registration process, the Company shall likewise be required to submit, within thirty (30) days from receipt of the letter granting its herein request, the corresponding SEC Form 12-1-ICA for the registration of additional registration of shares covered by the abovementioned ACS applications pursuant to ICA and SRC for concurrent processing, approval of which shall be made subject to the approval of the increase; and
- c) That no DFFS shall be accepted beyond the number of shares mentioned in item (a).

24. SUPPLEMENTARY INFORMATION REQUIRED BY THE BUREAU OF INTERNAL REVENUE (BIR) UNDER REVENUE REGULATIONS NO. 15-2010

The following information on taxes, duties and license fees paid or accrued during the 2021 taxable year is presented for purposes of filing with the BIR and is not a required part of the basic financial statements.

Documentary stamp tax

Documentary stamp taxes incurred by the Company during 2021 amounted to P14,457 representing taxes paid in connection with the issuance of stock certificates by the Company to its shareholders. The documentary stamp tax being paid by the **Company to the BIR includes those charged against the shareholder’s investments** in excess of 10 (ten) inter-fund transfers per calendar year, if any.

Other taxes and licenses

Details of other taxes and licenses and permit fees paid or accrued in 2021 are as follows:

Charged to Operating Expenses	
Business tax	P110,556
Filing and registration fees	33,039
Residence or community tax	10,500
	P154,095

The difference between the taxes and licenses disclosed in the statements of comprehensive income and the amount disclosed in this note pertains to the accrued filing and **registration payable to SEC in relation to the Company’s authorized capital stock increase application.**

Withholding taxes

Withholding taxes paid and accrued and/or withheld consist of:

	Paid	Accrued	Total
Expanded withholding taxes	P2,508,165	P348,560	P2,856,725

Deficiency tax assessments

The Company has no tax assessments and tax cases in 2021.

25. APPROVAL OF FINANCIAL STATEMENTS

The financial statements of the Company were reviewed and endorsed by the Audit and Compliance Committee for the approval of the Board of Directors on March 9, 2022.

The Board of Directors approved the issuance of the financial statements also on March 9, 2022.

* * *

Navarro Amper & Co.
19th Floor Six/NEO Building
5th Avenue corner 26th Street
Bonifacio Global City, Taguig 1634
Philippines

Tel: +63 2 8581 9000
Fax: +63 2 8869 3676
www.deloitte.com/ph

BOA/PRC Reg. No. 0004
SEC Accreditation No. 0004-SEC

INDEPENDENT AUDITOR'S REPORT ON SUPPLEMENTARY SCHEDULES


To the Board of Directors and Shareholders
SUN LIFE PROSPERITY DOLLAR STARTER FUND, INC.
(An Open-end Investment Company)
Sun Life Centre, 5th Avenue corner Rizal Drive
Bonifacio Global City, Taguig City

We have audited the financial statements of Sun Life Prosperity Dollar Starter Fund, Inc. (the "Company") as at December 31, 2021 and 2020 and for the years ended December 31, 2021, 2020 and 2019, in accordance with Philippine Standards on Auditing on which we have rendered an unqualified opinion dated May 6, 2022.

Our audit was conducted for the purpose of forming an opinion on the basic financial statements taken as a whole. The supplementary information on the attached schedule showing the reconciliation of the retained earnings available for dividend declaration and other supplementary information shown in schedules A-H, as required by the Securities and Exchange Commission under the SRC Rule 68, as Revised, are presented for purposes of additional analysis and are not a required part of the basic financial statements. Such information are the responsibility of Management and have been subjected to the auditing procedures applied in our audit of the basic financial statements and, in our opinion, are fairly stated in all material respects in relation to the basic financial statements taken as a whole.

Navarro Amper & Co.
BOA Registration No. 0004, valid from June 7, 2021 to September 22, 2024
SEC A.N. 0004-SEC, issued on December 7, 2021; Group A, valid to audit 2021 to 2025 financial statements
TIN 005299331

By:



Joeffrey Mark P. Ferrer
Partner
CPA License No. 0115793
SEC A.N. 1767-A, issued on August 27, 2019; effective until August 26, 2022, Group A
TIN 211965340
BIR A.N. 08-002552-058-2021, issued on September 8, 2021; effective until October 8, 2024
PTR No. A-5334284, issued on January 4, 2022, Taguig City

Taguig City, Philippines
May 6, 2022



**RECONCILIATION OF RETAINED EARNINGS
AVAILABLE FOR DECLARATION**

As at December 31, 2021

SUN LIFE PROSPERITY DOLLAR STARTER FUND, INC.
Sun Life Centre, 5th Avenue corner Rizal Drive, Bonifacio Global City, Taguig City

Items	Amount
Unappropriated Retained Earnings, beginning	\$ 1,414,134
Adjustments:	
Accumulated unrealized fair value gain as of December 31, 2020	(36,209)
Treasury shares as of December 31, 2020	(827)
Unappropriated Retained Earnings, as adjusted, beginning	\$ 1,377,098
Net income based on the face of AFS	871,108
Adjustments for non-actual (gains) losses	
Effect of movements in accumulated unrealized losses during the year	13,408
Net Income Actual/Realized	884,516
Less: Treasury shares acquired during the year	(4,632)
Unappropriated Retained Earnings, as adjusted, ending	\$ 2,256,982

SUN LIFE PROSPERITY DOLLAR STARTER FUND, INC.

Schedule of Financial Soundness Indicators and Financial Ratios

December 31, 2021 and December 31, 2020

	Formula	2021	2020
<i>Current/ Liquidity Ratios</i>			
a. Current ratio	Current Assets/Current Liabilities	536.55:1	84.71:1
b. Quick ratio	Quick Assets/Current Liabilities	162.72:1	58.93:1
c. Cash ratio	Cash/Current Liabilities	146.49:1	31.23:1
d. Days in receivable	Receivable/Revenue * No. of days	N/A	N/A
e. Working capital ratio	(Current Assets-Current Liabilities)/Current Liabilities	535.55:1	83.71:1
f. Net working capital to sales ratio	Working Capital / Total Revenue	82.61:1	55.62:1
g. Defensive Interval Ratio	360* (Quick Assets / Proj. Daily Operating Expense)	23191.13:1	47234.22:1
<i>Solvency Ratios</i>			
a. Long-term debt to equity ratio	Noncurrent Liabilities/Total Equity	0.00	0.00
b. Debt to equity ratio	Total Liabilities/Total Equity	0.00	0.01
c. Long term debt to total asset ratio	Noncurrent Liabilities/Total Assets	0.00	0.00
d. Total debt to asset ratio	Total Liabilities/Total Assets	0.00	0.01
Asset to equity ratio	Total Assets/Total Equity	1.00	1.01:1
Interest rate coverage ratio	Earning Before Income Tax/Interest Expense	N/A	N/A
<i>Profitability Ratio</i>			
a. Earnings before interest and taxes (EBIT) margin	EBIT/Revenue	60.30%	70.29%
(EBITDA) margin	EBITDA/Revenue	60.30%	70.29%
c. Pre-tax margin	EBIT/Revenue	60.30%	70.29%
d. Effective tax rate	Income Tax/EBIT	21.25%	-5.87%
e. Post-tax margin	Net Income After Tax/Revenue	47.49%	74.42%
f. Return on equity	Net Income After Tax/Average Common Equity	0.63%	1.35%
g. Return on asset	NIAT/Average Total Assets	0.62%	1.31%
Capital intensity ratio	Total Assets/Revenue	101.41	78.57
Fixed assets to total assets	Fixed assets/Total assets	N/A	N/A
Dividend payout ratio	Dividends paid/Net Income	N/A	N/A

SUN LIFE PROSPERITY DOLLAR STARTER FUND, INC.
Schedule Required under SRC Rule 68

i. Percentage of Investment in a Single Enterprise to Net Asset Value
As of December 31, 2021 and December 31, 2020

	2021			2020		
	Investment (Book Value)	Net Asset Value	% over NAV	Investment (Book Value)	Net Asset Value	% over NAV
Treasury Notes (ISIN)						
PHILIP 4 21	-	185,719,103	0.00%	1,041,267.69	92,538,210	1.13%
Treasury Bills						
ICBCAS 0 03/02/21	-	185,719,103	0.00%	2,397,642.32	92,538,210	2.59%
ICBCAS 0 06/02/21	-	185,719,103	0.00%	9,971,141.85	92,538,210	10.78%
Bonds						
ABBVIE INC ABBV 2.9 11/06/22	2,042,443	185,719,103	1.10%	-	92,538,210	0.00%
BANK OF PHILIPPI BPIPM 4 1/4 09/04/23	1,412,218	185,719,103	0.76%	1,449,237.91	92,538,210	1.57%
BANK PHILIPP ISL BPIPM 2 1/2 09/10/24	616,799	185,719,103	0.33%	-	92,538,210	0.00%
BDO UNIBANK INC BDOPM 2 1/8 01/13/26	1,303,256	185,719,103	0.70%	-	92,538,210	0.00%
CHINA OVERSEA FI CHIOLI 5 3/8 10/29/23	2,857,476	185,719,103	1.54%	665,827.09	92,538,210	0.72%
CHINA OVERSEAS F CHIOLI 3.95 11/15/22	2,157,916	185,719,103	1.16%	2,209,748.84	92,538,210	2.39%
CHINA RESOURCE CHIRES 4 1/2 04/05/22	211,843	185,719,103	0.11%	218,845.80	92,538,210	0.24%
CHN CLEAN ENERGY CHGDNU 4 11/05/25	212,797	185,719,103	0.11%	-	92,538,210	0.00%
CRED SUIS GP FUN CS 3.8 09/15/22	5,004,710	185,719,103	2.69%	-	92,538,210	0.00%
DISCOVER FIN SVS DFS 3.85 11/21/22	4,050,372	185,719,103	2.18%	-	92,538,210	0.00%
GENERAL MOTORS FINL CO 3.55% 08JUL2022	13,106,959	185,719,103	7.06%	-	92,538,210	0.00%
HP ENTERPRISE HPE 4.4 10/15/22	1,129,272	185,719,103	0.61%	-	92,538,210	0.00%
HUTCH WHA INT 11 HUWHY 4 5/8 01/13/22	1,001,419	185,719,103	0.54%	-	92,538,210	0.00%
JABIL CIRCUIT JBL 4.7% 15SEP2022	7,669,010	185,719,103	4.13%	-	92,538,210	0.00%
JGSH PHILIPPINES JGSPM 4 3/8 01/23/23	849,143	185,719,103	0.46%	870,754.29	92,538,210	0.94%
PHILIPPINE NATIONAL BANK 3.28% 27SEP2024	4,635,732	185,719,103	2.50%	655,190.63	92,538,210	0.71%
PHILIPPINE NAT BK PNBPM 4 1/4 04/27/23	509,417	185,719,103	0.27%	518,466.74	92,538,210	0.56%
PHILLIPS 66 PSX 4.3 04/01/22	3,330,024	185,719,103	1.79%	1,190,790.22	92,538,210	1.29%
PROVEN GLORY CAP HUAWEI 3 1/4 02/21/22	1,181,314	185,719,103	0.64%	-	92,538,210	0.00%
RIZAL COMM BANK RCBPM 4 1/8 03/16/23	723,466	185,719,103	0.39%	727,844	92,538,210	0.79%
RIZAL COMMERCIAL BANKING 3% 11SEP2024	1,920,618	185,719,103	1.03%	-	92,538,210	0.00%
SANTANDER HOLD SOV 3.7 03/28/22	2,498,797	185,719,103	1.35%	-	92,538,210	0.00%
SECURITY BK CORP SECBPM 4 1/2 09/25/23	507,877	185,719,103	0.27%	520,365.21	92,538,210	0.56%
UNION BK PHILIPP UBPPM 3.369 11/29/22	8,369,043	185,719,103	4.51%	1,651,162.01	92,538,210	1.78%
VLL INTERNATIONAL VLLPM 7 3/8 06/18/22	3,564,234	185,719,103	1.92%	3,699,562	92,538,210	4.00%
VOLKSWAGEN GRP .75% 23NOV2022	2,387,560	185,719,103	1.29%	-	92,538,210	0.00%
VOLKSWAGEN GRP VW 2.7 09/26/22	3,051,548	185,719,103	1.64%	-	92,538,210	0.00%
VOLKSWAGEN GRP VW 2.9 05/13/22	5,047,004	185,719,103	2.72%	-	92,538,210	0.00%
PETRON CORP PCORPM 4.6 PERP	4,325,444	185,719,103	2.33%	6,125,515	92,538,210	6.62%
SAN MIGUEL CORP FRN 29JUL2025	7,157,716	185,719,103	3.85%	-	92,538,210	0.00%
SMC GLOBAL POWER 25/04/2024 CALLABLE	7,111,145	185,719,103	3.83%	-	92,538,210	0.00%
SMCPM 4.875 04/26/23	-	185,719,103	0.00%	5,866,671	92,538,210	6.34%
RCBPM 3.45 21	-	185,719,103	0.00%	2,597,676	92,538,210	2.81%
BDOPM 2.625 21	-	185,719,103	0.00%	4,340,442	92,538,210	4.69%
Commercial Papers						
BOCSIN 01/21/22 ECD	9,998,668	185,719,103	5.38%	-	92,538,210	0.00%
CHINA CONS BANK LONDON	8,990,023	185,719,103	4.84%	-	92,538,210	0.00%
ICBC MACAU LTD ICBCAS 0 06/09/22	9,985,460	185,719,103	5.38%	-	92,538,210	0.00%
SHINHAN BANK LONDON	10,995,672	185,719,103	5.92%	-	92,538,210	0.00%
Special savings deposits:						
RCBC	3,337,800	185,719,103	1.80%	-	92,538,210	0.00%
BPI	-	185,719,103	0.00%	3,001,800	92,538,210	3.24%
UnionBank	-	185,719,103	0.00%	4,004,300	92,538,210	4.33%
BPB	-	185,719,103	0.00%	9,000,700	92,538,210	9.73%
Investments in UITF						
BPI USD SHORT TERM FUND	100,070	185,719,103	0.05%	99,856	92,538,210	0.11%
METROBANK USD SHORT TERM FUND	101,199	185,719,103	0.05%	101,177	92,538,210	0.11%
BDO DOLLAR MONEY MARKET FUND	-	185,719,103	0.00%	1,001,877	92,538,210	1.08%
METROBANK DOLLAR MONEY MARKET FUND	-	185,719,103	0.00%	8,261,768	92,538,210	8.93%

ii. Total Investment of the Fund to the Outstanding Securities of an Investee Company

As of December 31, 2021 and December 31, 2020

	2021			2020		
	Total Investment	Outstanding Securities of an Investee Company	% over Investee	Total Investment	Outstanding Securities of an Investee Company	% over Investee
Treasury Notes (ISIN)						
PHILIP 4 21	-	**	-	1,040,000.00	**	-
Treasury Bills						
ICBCAS 0 03/02/21	-	**	-	2,400,000.00	**	-
ICBCAS 0 06/02/21	-	**	-	10,000,000.00	**	-
Bonds						
ABBVIE INC ABBV 2.9 11/06/22	2,000,000	**	-	-	**	-
BANK OF PHILIPPI BPIP 4 1/4 09/04/23	1,358,000	**	-	1,358,000	**	-
BANK PHILIPP ISL BPIP 2 1/2 09/10/24	600,000	**	-	-	**	-
BDO UNIBANK INC BDOPM 2 1/8 01/13/26	1,283,000	**	-	-	**	-
CHINA OVERSEA F CHIOLI 5 3/8 10/29/23	2,678,000	**	-	600,000	**	-
CHINA OVERSEAS F CHIOLI 3.95 11/15/22	2,112,000	**	-	2,112,000	**	-
CHINA RESOURCE CHIRES 4 1/2 04/05/22	210,000	**	-	210,000	**	-
CHN CLEAN ENERGY CHGDNU 4 11/05/25	200,000	**	-	-	**	-
CRED SUIS GP FUN CS 3.8 09/15/22	4,890,000	**	-	-	**	-
DISCOVER FIN SVS DFS 3.85 11/21/22	3,937,000	**	-	-	**	-
GENERAL MOTORS FINL CO 3.55% 08JUL2022	12,900,000	**	-	-	**	-
HP ENTERPRISE HPE 4.4 10/15/22	1,100,000	**	-	-	**	-
HUTCH WHA INT 11 HUWHY 4 5/8 01/13/22	1,000,000	**	-	-	**	-
JABIL CIRCUIT JBL 4.7% 15SEP2022	7,449,000	**	-	-	**	-
JGSH PHILIPPINES JGSPM 4 3/8 01/23/23	830,000	**	-	830,000	**	-
PHILIPPINE NATIONAL BANK 3.28% 27SEP2024	4,436,000	**	-	620,000	**	-
PHILIPPNE NAT BK PNBPM 4 1/4 04/27/23	500,000	**	-	500,000	**	-
PHILLIPS 66 PSX 4.3 04/01/22	3,298,000	**	-	-	**	-
PROVEN GLORY CAP HUAWEI 3 1/4 02/21/22	1,180,000	**	-	1,180,000	**	-
RIZAL COMM BANK RCBPM 4 1/8 03/16/23	722,000	**	-	722,000	**	-
RIZAL COMMERCIAL BANKING 3% 11SEP2024	1,850,000	**	-	-	**	-
SANTANDER HOLD SOV 3.7 03/28/22	2,483,000	**	-	-	**	-
SECURITY BK CORP SECBPM 4 1/2 09/25/23	489,000	**	-	489,000	**	-
UNION BK PHILIPP UBPPM 3.369 11/29/22	8,182,000	**	-	1,600,000	**	-
VLL INTERNATIONAL VLLPM 7 3/8 06/18/22	3,500,000	**	-	3,500,000	**	-
VOLKSWAGEN GRP .75% 23NOV2022	2,385,000	**	-	-	**	-
VOLKSWAGEN GRP VW 2.7 09/26/22	3,000,000	**	-	-	**	-
VOLKSWAGEN GRP VW 2.9 05/13/22	5,000,000	**	-	-	**	-
PETRON CORP PCORPM 4.6 PERP	4,457,000	**	-	6,357,000	**	-
SAN MIGUEL CORP FRN 29JUL2025	6,857,000	**	-	-	**	-
SMC GLOBAL POWER 25/04/2024 CALLABLE	6,931,000	**	-	-	**	-
SMCPM 4.875 04/26/23	-	**	-	5,939,000.00	**	-
RCBPM 3.45 21	-	**	-	2,596,000.00	**	-
BDOPM 2.625 21	-	**	-	4,324,000.00	**	-
Commercial Papers						
BOCSIN 01/21/22 ECD	10,000,000	**	-	-	**	-
CHINA CONS BANK LONDON	9,000,000	**	-	-	**	-
ICBC MACAU LTD ICBCAS 0 06/09/22	10,000,000	**	-	-	**	-
SHINHAN BANK LONDON	11,000,000	**	-	-	**	-
Special savings deposits:						
RCBC	3,337,800	**	-	-	**	-
BPI	-	**	-	3,001,800	**	-
UnionBank	-	**	-	4,004,300	**	-
BPB	-	**	-	9,000,700	**	-
Investments in UITF						
BPI USD SHORT TERM FUND	320		2,870,655	320	855,880,000	0%
METROBANK USD SHORT TERM FUND	74,367		90,083,391	74,367	204,340,000	0%
BDO DOLLAR MONEY MARKET FUND	-	**	-	6,930	925,084,000	0%
METROBANK DOLLAR MONEY MARKET FUND	-	**	-	8,022,691.95	319,350,000	3%

iii Total Investment in Liquid or Semi-Liquid Assets to Total Assets

As of December 31, 2021 and December 31, 2020

	2021	2020
Total Liquid and Semi-Liquid Assets	46,040,490	46,507,466
TOTAL ASSETS	186,002,048	93,327,454
Total Investment in Liquid or Semi-Liquid Assets to Total Assets	25%	50%

iv. Total Operating Expenses to Total Net Worth

As of December 31, 2021 and December 31, 2020

	2021	2020
Total Operating Expenses	714,695	354,461
Average Daily Net Worth	126,655,867	59,041,349
Total Operating Expenses to Average Daily Net Worth	0.56%	0.60%

v. Total Assets to Total Borrowings

As of December 31, 2021 and December 31, 2020

	2021	2020
Total Assets	186,002,048	93,327,454
Total Borrowings	282,945	789,244
Total Assets to Total Borrowings	65738%	11825%

SUN LIFE PROSPERITY DOLLAR STARTER FUND, INC.
Sun Life Centre, 5th Avenue, Corner Rizal Drive, Bonifacio Global, Taguig City

**Additional Requirements for Issuers of Securities to the Public
Required by the Securities and Exchange Commission
As at December 31, 2021**

TABLE OF CONTENTS

	<u>Page</u>
Table of Contents	
A. Financial Assets	<u>2</u>
B. Amounts Receivable from Directors, Officers, Employees, Related Parties, and Principal Stockholders (Other than Related parties)	<u>N.A.</u>
C. Amounts Receivable from Related Parties which are Eliminated during the Consolidation of Financial Statements	<u>N.A.</u>
D. Long-Term Debt	<u>N.A.</u>
E. Indebtedness to Related Parties	<u>3</u>
F. Guarantees of Securities of Other Issuers	<u>N.A.</u>
G. Capital Stock	<u>4</u>

SUN LIFE PROSPERITY DOLLAR STARTER FUND, INC.

Sun Life Centre, 5th Avenue, Corner Rizal Drive, Bonifacio Global, Taguig City

SCHEDULE A - FINANCIAL ASSETS

As at December 31, 2021

Name of Issuing Entity and Association of Each Issue	Number of Shares or Principal Amount of Bonds and Notes	Amount shown in the Balance Sheet	Income Received and Accrued
Corporate Bonds			
ABBVIE INC ABBV 2.9 11/06/22	2,000,000	\$ 2,042,443	
BANK OF PHILIPPI BPIPM 4 1/4 09/04/23	1,358,000	1,412,218	
BANK PHILIPP ISL BPIPM 2 1/2 09/10/24	600,000	616,799	
BDO UNIBANK INC BDOPM 2 1/8 01/13/26	1,283,000	1,303,256	
CHINA OVERSEA FI CHIOLI 5 3/8 10/29/23	2,678,000	2,857,476	
CHINA OVERSEAS F CHIOLI 3.95 11/15/22	2,112,000	2,157,916	
CHINA RESOURCE CHIRES 4 1/2 04/05/22	210,000	211,843	
CHN CLEAN ENERGY CHGDNU 4 11/05/25	200,000	212,797	
CRED SUIS GP FUN CS 3.8 09/15/22	4,890,000	5,004,710	
DISCOVER FIN SVS DFS 3.85 11/21/22	3,937,000	4,050,372	
GENERAL MOTORS FINL CO 3.55% 08JUL2022	12,900,000	13,106,959	
HP ENTERPRISE HPE 4.4 10/15/22	1,100,000	1,129,272	
HUTCH WHA INT 11 HUWHY 4 5/8 01/13/22	1,000,000	1,001,419	
JABIL CIRCUIT JBL 4.7% 15SEP2022	7,449,000	7,669,010	
JGSH PHILIPPINES JGSPM 4 3/8 01/23/23	830,000	849,143	
PHILIPPINE NATIONAL BANK 3.28% 27SEP2024	4,436,000	4,635,732	
PHILIPPNE NAT BK PNBPM 4 1/4 04/27/23	500,000	509,417	
PHILLIPS 66 PSX 4.3 04/01/22	3,298,000	3,330,024	
PROVEN GLORY CAP HUAWEI 3 1/4 02/21/22	1,180,000	1,181,314	
RIZAL COMM BANK RCBPM 4 1/8 03/16/23	722,000	723,466	
RIZAL COMMERCIAL BANKING 3% 11SEP2024	1,850,000	1,920,618	
SANTANDER HOLD SOV 3.7 03/28/22	2,483,000	2,498,797	
SECURITY BK CORP SECBPM 4 1/2 09/25/23	489,000	507,877	
UNION BK PHILIPP UBPPM 3.369 11/29/22	8,182,000	8,369,043	
VLL INTERNATIONA VLLPM 7 3/8 06/18/22	3,500,000	3,564,234	
VOLKSWAGEN GRP .75% 23NOV2022	2,385,000	2,387,560	
VOLKSWAGEN GRP VW 2.7 09/26/22	3,000,000	3,051,548	
VOLKSWAGEN GRP VW 2.9 05/13/22	5,000,000	5,047,004	
PETRON CORP PCORPM 4.6 PERP	4,457,000	4,325,444	
SAN MIGUEL CORP FRN 29JUL2025	6,857,000	7,157,716	
SMC GLOBAL POWER 25/04/2024 CALLABLE	6,931,000	7,111,145	
	97,817,000	99,946,572	1,541,216
Special Savings Deposits			
RCBC	3,337,800	3,337,800	
	3,337,800	3,337,800	48,469
Commercial Papers			
BOCSIN 01/21/22 ECD	10,000,000	9,998,668	
CHINA CONS BANK LONDON	9,000,000	8,990,023	
ICBC MACAU LTD ICBCAS 0 06/09/22	10,000,000	9,985,460	
SHINHAN BANK LONDON	11,000,000	10,995,672	
	40,000,000	39,969,823	
Investments in UITF			
BPI USD SHORT TERM FUND	320	100,070	
METROBANK USD SHORT TERM FUND	74,367	101,199	
	74,687	201,270	
TOTAL	141,229,487	\$ 143,455,464	\$ 1,589,685

SUN LIFE PROSPERITY DOLLAR STARTER FUND, INC.
Sun Life Centre, 5th Avenue, Corner Rizal Drive, Bonifacio Global, Taguig City

SCHEDULE E - INDEBTEDNESS TO RELATED PARTIES
As at December 31, 2021

Name of Related Party	Relationship	Balance at beginning of period	Balance at end of period
Sun Life Asset Management Company, Inc.	Fund Manager	\$29,597	\$61,430

SUN LIFE PROSPERITY DOLLAR STARTER FUND, INC.
Sun Life Centre, 5th Avenue, Corner Rizal Drive, Bonifacio Global, Taguig City

SCHEDULE G - CAPITAL STOCK
As at December 31, 2021

Title of Issue	Number of Shares Authorized	Number of Shares Issued and Outstanding	Number of Shares reserved for options, warrants, conversion and other rights	Number of Shares Held By		
				Related Parties	Directors, Officers and Employees	Others
Share Capital						
Ordinary Shares	12,000,000	175,085,778	-	14,304,303	5	160,781,470
Treasury Shares	-	(5,536)	-	-	-	(5,536)
TOTAL	12,000,000	175,080,242	-	14,304,303	5	160,775,934