



ANNUAL STATEMENT
OF
TRUST FUND

SUN LIFE FINANCIAL PLANS, INC.

*5th Floor, Sun Life Centre, 5th Avenue corner Rizal Drive,
Bonifacio Global City, Taguig City 1634*

Submitted to the

INSURANCE COMMISSION

Manila, Philippines

For the Year Ended

DECEMBER 31, 2016

EDUCATION PLAN

BA# 6399/40

PRE-NEED

MAY 02 2017

M. Magalana

ANNUAL STATEMENT of Trust Funds for the Year Ended December 31, 2016 of

SUN LIFE FINANCIAL PLANS, INC.

EDUCATION PLAN

Table of Contents

Pages		
1		COMPANY INFORMATION
		EXHIBITS:
2	1	Balance Sheet
3	2	Income Statement
4	3	List of Trustees
5	4	Summary of Monthly Deposits to the Trust Fund - Per Trustee
6	5	Summary of Monthly Withdrawals from the Trust Fund - Per Trustee
		SCHEDULES:
7	1	Government Securities
8	2	Cash on Hand and in Banks
9	3	Mutual Funds/UITF
10	4	Short Term Investments
11	5	Corporate Bonds
12	6	Mortgage Loans
13	7	Planholders' Loans
14	8	Stocks
15	9	Real Estate
16	10	Other Investment
17	11	Accrued Investment Income
18	12	Other Assets
19	13	Accrued Trust Fees
20	14	Accrued Taxes
21	15	Other Liabilities
22	16	Retained Earnings
23		CERTIFICATION, NOTARIZED AND SEALED
		<i>Date of Filing:</i> _____
		<i>Company Representative:</i> _____
		<i>Contact Number:</i> _____
		<i>IC Representative/Examiner:</i> _____
		<i>Date Received:</i> _____

ANNUAL STATEMENT for the Year Ended December 31, 2016 of Sun Life Financial Plans, Inc.

EDUCATION PLAN

License Number	PN-2016-16-R	Date of Issue	December 29, 2015
SEC Registration Number	A200014495	Date of Issue	September 18, 2000
Date of Incorporation	September 18, 2000	Commenced Business on	June 1, 2001
Tax Identification Number	208-551-659-000		
Home Office Address	2 nd Floor, Sun Life Centre, 5 th Avenue corner Rizal Drive, Bonifacio Global City, Taguig City		
Telephone Number	555-8888	FAX Number	849-9619
Email Address		Website	www.sunlife.com.ph

MEMBERS OF THE BOARD, OFFICERS AND EMPLOYEES

Position	Name	Nationality	Terms of Office	
			From	To
Chairman	Karim Gilani	Canadian	March 7, 2016	March 23, 2017
Vice-Chairman				
Members	Rizalina G. Mantaring	Filipino	March 7, 2016	March 23, 2017
Independent Directors:	Francisco S. A Sandejas	Filipino	March 7, 2016	March 23, 2017
	Oscar S. Reyes	Filipino	March 7, 2016	March 23, 2017
President	Alexander S. Narciso	Filipino	March 7, 2016	March 23, 2017
Vice-President				
Secretary	Jemilyn S. Camania	Filipino	March 7, 2016	March 23, 2017
Asst. Corp Secretary	Maria Cecilia V. Soria	Filipino	March 7, 2016	December 4, 2016
	Anna Katrina C. Kabigting- Ibero	Filipino	December 5, 2016	March 23, 2017
Treasurer	Maria Josefina A. Castillo	Filipino	March 7, 2016	March 23, 2017
General Manager				
Actuary				
Department Heads:				
Underwriting				
Sales				
Investments				
Administrations				
Claims				
Chief Accountant				
Internal Auditor	Joel O. Bungabong	Filipino	March 7, 2016	March 23, 2017
External Auditor	Navarro Amper & Co.			
Compliance Officer:	Conchitina D. L Gregorio	Filipino	March 7, 2016	March 22, 2017
	Ajee T.Co	Filipino	March 23, 2017	
Trustees:				
Number of Salaried Officers	0	Number of Salaried Employees	0	
Number of Branches	47	Number of Sales Counselors	558	
Branch Office Address:		Name of Manager:		

ANNUAL STATEMENT of Trust Fund for the Year Ended December 31, 2016 of Sun Life Financial Plans, Inc.

EDUCATION PLAN

EXHIBIT 1 - BALANCE SHEET

ASSETS	Current Year	% to Total Equity	Previous Year	% to Total Equity
1 Government Securities (Schedule 1)	1,724,552,347	78.58%	1,945,400,490	88.51%
2 Cash in Savings/Time Deposits (Schedule 2)	196,115,254	8.94%	226,981,746	10.33%
3 Mutual Funds/UITF (Schedule 3)			-	
4 Short Term Investments (Schedule 4)			-	
5 Corporate Bonds (Schedule 5)	60,354,985	2.75%	-	
6 Mortgage Loans (Schedule 6)			-	
7 Planholders' Loans (Schedule 7)			-	
8 Stocks (Schedule 8)	187,400,208	8.54%	-	
9 Real Estate (Schedule 9)			-	
10 Other Investments (Schedule 10)			-	
11 Accrued Investment Income (Schedule 11)	25,025,178	1.14%	26,748,907	1.22%
12 Other Assets (Schedule 12)	1,847,243	0.08%	-	0.00%
13 Total Assets	2,195,295,215		2,199,131,144	
LIABILITIES				
14 Accrued Trust Fees (Schedule 13)	557,383	-0.03%	1,212,589	-0.06%
16 Other Liabilities (Schedule 15)	1,562	0.00%	-	0.00%
17 Total Liabilities	558,944		1,212,589	
FUND EQUITY				
18 Fund Balance (beginning)	1,111,036,235		1,213,307,837	
19 Additional Contribution (current year) (Exhibit 4)	61,624,044		54,548,807	
20 Withdrawals (current year) (Exhibit 5)	(153,723,513)		(156,820,409)	
21 Adjustments (prior periods) (Schedule 1-15)				
22 Fund Balance (ending)	1,018,936,766		1,111,036,235	
23 Retained Earnings (beginning)	951,595,728		837,769,512	
24 Net Income (Loss) - (current year) (Exhibit 2)	142,143,287		113,826,216	
25 Retained Earnings (end)	1,093,739,015		951,595,728	
26 Net Unrealized Income (Loss) (Schedule 1-10)	82,060,490		135,286,592	
27 Total Fund Equity	2,194,736,271		2,197,918,555	
28 Total Liabilities & Fund Equity	2,195,295,215		2,199,131,144	

**ANNUAL STATEMENT of Trust Fund for the Year Ended December 31, 2016 of Sun Life Financial
Plans, Inc.**

EDUCATION PLAN

EXHIBIT 2 - INCOME STATEMENT

INCOME	Current Year	Previous Year
1 Interest Income		
<i>Special Deposit Account</i>	2,150,684	11,389
<i>Deposits in Bank</i>	1,512,867	3,536,303
<i>Government Securities</i>	142,910,638	118,299,241
<i>Other Securities and Debt Instruments</i>	-	-
<i>Others (Specify)</i>	-	-
2 Gain on Sale of Securities		
<i>Government Securities</i>	1,738,031	1,621,463
<i>Stocks</i>	1,030,047	-
<i>Preferred Shares</i>	-	-
<i>Others (Specify)</i>	-	-
3 Dividend Income		
<i>Preferred Shares</i>	-	-
<i>Stocks</i>	1,368,498	-
4 Other Income	-	-
5 Total Income before Expenses	<u>150,710,764</u>	<u>123,468,396</u>
EXPENSES		
6 Trust and Management Fee	8,294,501	9,605,518
7 Other Expenses (Service charge)	<u>110,804</u>	<u>36,662</u>
8 Total Expenses	<u>8,405,305</u>	<u>9,642,180</u>
NET INCOME BEFORE TAX	142,305,460	113,826,216
9 Taxes (Specify)		
Final Tax	162,172	-
NET INCOME AFTER TAXES	<u>142,143,287</u>	<u>113,826,216</u>
RETURN ON INVESTMENTS	7.05%	5.69%

ANNUAL STATEMENT of Trust Fund for the Year Ended December 31, 2016 of Sun Life Financial Plans, Inc.			
EDUCATION PLAN			
EXHIBIT 3 - LIST OF TRUSTEES			
	Name of Trustee	Account Number	Trust Fund Equity
	(1)	(2)	(3)
1	Banco de Oro Non Par	210-78082-1	1,486,779,442
2	Banco de Oro Par	210-78056-1	707,956,828
3			
4			
5			
6			
7			
8			
9			
10			
		TOTALS	2,194,736,270

ANNUAL STATEMENT of Trust Fund for the Year Ended December 31, 2016 of Sun Life Financial Plans, Inc.

EDUCATION PLAN

EXHIBIT 4 - SUMMARY OF MONTHLY DEPOSITS TO THE TRUST FUND (Per Trustee)

Name of Trustee Bank	Month	Amount of	Amount of	Remarks
		Required Deposit	Actual Deposit	
	(1)	(2)	(3)	(4)
Banco De Oro Non Par				
	January	414,805	598,641	
	February	665,172	33,804,871	
	March	947,625	462,397	
	April	1,307,286	829,161	
	May	665,697	1,463,140	
	June	683,109	619,286	
	July	509,332	604,987	
	August	582,627	5,331,452	
	September	351,694	510,146	
	October	334,394	354,978	
	November	218,686	287,770	
	December	269,436	347,726	
		6,949,864	45,214,554	
Banco De Oro Par				
	January	444,723	436,916	
	February	782,534	7,476,298	
	March	1,820,846	1,556,248	
	April	1,864,234	1,825,091	
	May	616,686	1,141,322	
	June	747,157	686,988	
	July	545,582	572,844	
	August	737,077	774,650	
	September	614,775	668,337	
	October	343,730	337,133	
	November	304,347	329,969	
	December	728,819	603,693	
		9,550,509	16,409,490	
TOTALS		16,500,373	61,624,044	

ANNUAL STATEMENT of Trust Fund for the Year Ended December 31, 2016 of Sun Life Financial Plans, Inc.

EDUCATION PLAN

EXHIBIT 5 - SUMMARY OF MONTHLY WITHDRAWALS FROM THE TRUST FUNDS (Per Trustee)

Name of Trustee Bank (1)	Month (2)	Total Amount of Withdrawal (3)	Breakdown / Purpose of Withdrawal				Description for "Others" (8)
			Planholders' Benefits (4)	Trustee's Fees (5)	Taxes (6)	Others (7)	
Banco De Oro Non Par							
	January	5,842,326	5,842,326	564,067	1,662,694		
	February	7,492,888	7,492,888	581,335	1,658,428		
	March	8,382,863	8,382,863	581,960	1,665,108		
	April	6,826,079	6,826,079	583,018	1,672,128		
	May	6,870,755	6,870,755	584,741	1,677,647		
	June	10,369,070	10,369,070	603,930	1,740,704		
	July	21,282,180	21,282,180	603,642	1,626,701		
	August	3,330,737	3,330,737	602,230	1,605,685		
	September	7,710,937	7,710,937	(4,755)	4,038,534		
	October	11,054,848	11,054,848	389,879	4,641,178		
	November	8,804,517	8,804,517	381,384	1,674,618		
	December	7,106,294	7,106,294	376,220	1,504,047		
		105,073,494	105,073,494	5,847,651	25,167,473		
De Oro Par							
	January	1,132,645	1,132,645	213,496	743,332		
	February	3,189,155	3,189,155	216,435	744,505		
	March	8,710,823	8,710,823	218,820	745,734		
	April	2,069,268	2,069,268	218,266	747,163		
	May	2,078,656	2,078,656	218,628	758,056		
	June	3,333,851	3,333,851	224,440	1,108,524		
	July	7,245,325	7,245,325	229,949	730,985		
	August	2,196,763	2,196,763	229,717	871,515		
	September	4,121,356	4,121,356	122,014	2,415,175		
	October	4,379,074	4,379,074	189,266	1,382,046		
	November	1,857,471	1,857,471	184,657	702,797		
	December	8,335,631	8,335,631	181,163	688,415		
		48,650,019	48,650,019	2,446,850	11,638,246		
TOTALS		153,723,513	153,723,513	8,294,501	36,805,720		

ANNUAL STATEMENT of Trust Funds for the Year Ended December 31, 2016 of SUN LIFE FINANCIAL PLANS INC.

EDUCATION PLANS

SCHEDULE 2 - Cash on hand and in banks

Name of Trustee Bank	Description	Account/ Certificate Number	DATE		Annual Rate/ Interest	Term/ Period	BALANCE		INTEREST				
			Acquisition/ Placement	Maturity			At Acquisition/ Placement Date	At Closing/ Balance Sheet Date	Collected	Accrued	Accrued	Earned	
									During the Year	Previous Year	Current Year	During the Year	
1	2	3	4	5	6	7	8	9	10	11	12	13	
B A N C O D E O R O N O N - P A R	Deposit in Own Bank												
	Current Accounts:												
	1												
	Sub-total												
	Savings Accounts:												
	1	Deutsche Bank	210-78082-1						74,087				
	2												
	Sub-total								74,087				
	Time Deposit Accounts:												
	1	Deutsche Bank	210-78082-1	12/21/2016	1/10/2017	2.2500%	20		40,000,000				
	2	Deutsche Bank	210-78082-1	12/28/2016	1/3/2017	0.7500%	6		18,200,000				
	3	Deutsche Bank	210-78082-1	12/19/2016	1/19/2017	2.0000%	31		50,000,000				
	4	Deutsche Bank	210-78082-1	12/21/2016	1/23/2017	2.1250%	33		40,000,000				
	5												
	6												
	Sub-total								148,200,000	1,942,004	113,646	734,466	2,562,823
	Total Deposits in Own Bank								148,274,087	1,942,004	113,646	734,466	2,562,823
	Deposit in Other Banks												
	Current Accounts:												
	1												
	2												
	3												
	Sub-total												
Savings Accounts:													
1													
2													
3													
Sub-total													
Time Deposit Accounts:													
1													
2													
3													
Sub-total													

ANNUAL STATEMENT of Trust Funds for the Year Ended December 31, 2016 of SUN LIFE FINANCIAL PLANS INC.

EDUCATION PLANS

SCHEDULE 2 - Cash on hand and in banks

Name of Trustee Bank	Description	Account/ Certificate Number	DATE		Annual Rate/ Interest	Term/ Period	BALANCE		INTEREST				
			Acquisition/ Placement	Maturity			At Acquisition/ Placement Date	At Closing/ Balance Sheet Date	Collected	Accrued	Accrued	Earned	
									During the Year	Previous Year	Current Year	During the Year	
1	2	3	4	5	6	7	8	9	10	11	12	13	
	Total Deposits in Other Banks						-	-	-	-	-	-	
	GRAND TOTAL						-	148,274,087	1,942,003.67	113,645.85	734,465.55	2,562,823.37	
B A N C O D E O R O P A R	Deposit in Own Bank												
	Current Accounts:												
	1												
	2												
	3												
		Sub-total											
	Savings Accounts:												
	1	Banco De Oro	210-78056-1						41,166				
	2												
	3												
		Sub-total							41,166	-	-	-	-
	Time Deposit Accounts:												
	1	Banco De Oro	210-78056-1	12/21/2016	1/10/2017	2.2500%	20		10,000,000				
	2	Banco De Oro	210-78056-1	12/28/2016	1/3/2017	0.7500%	6		17,800,000				
	3	Banco De Oro	210-78056-1	12/19/2016	1/19/2017	2.0000%	31		20,000,000				
	4												
		Sub-total							47,800,000	993,335	76,164	183,557	1,100,727
		Total Deposits in Own Bank							47,841,166	993,335	76,164	183,557	1,100,727
	Deposit in Other Banks												
	Current Accounts:												
	1												
		Sub-total											
	Savings Accounts:												
1													
	Sub-total												
Time Deposit Accounts:													
1													
	Sub-total												
	Total Deposits in Other Banks							-	-	-	-	-	
	GRAND TOTAL							47,841,166	993,335	76,164	183,557	1,100,727	
	GRAND TOTAL EDUCATION PLANS							196,115,254	2,935,338	189,810	918,022	3,663,551	

ANNUAL STATEMENT of Trust Funds for the Year Ended December 31, 2016 of Sun Life Financial Plans, Inc.

EDUCATION PLAN

SCHEDULE 3 - Mutual Funds/ UITF

Name of Trustee Bank	Description	Account /Certificate Number	Acquisition Date	Number of Units/Shares Held	Net Asset Value per Unit/Share		Acquisition Cost	Market Value	Unrealized Gain (Loss)
					At Acquisition Date	At Closing/ Balance Sheet Date			
1	2	3	4	5	6	7	8	9	10
	Mutual Funds								
	1								
	2								
	3								
	4								
	5								
	Sub-total								
	Unit Investment Trust Funds								
	1								
	2								
	3								
	4								
	5								
	Sub-total								
	Others								
	1								
	2								
	3								
	4								
	5								
	Sub-total								
	GRAND TOTALS								

NOT APPLICABLE

ANNUAL STATEMENT of Trust Funds for the Year Ended December 31, 2016 of Sun Life Financial Plans, Inc.

EDUCATION PLAN

SCHEDULE 4 - Short Term Investments

Name of Trustee Bank	Investment Type/Description	Account/Certificate Number	DATE		Annual Rate/Interest	Term/Period	BALANCE		INTEREST			
			Acquisition/Placement	Maturity			At Acquisition/Placement Date	At Closing/Balance Sheet Date	Collected	Accrued	Accrued	Earned
									During the Year	Previous Year	Current Year	During the Year
1	2	3	4	5	6	7	8	9	10	11	12	13
	1 Special Deposit Accounts (BSP)											
	2											
	3											
	4											
	5											
	6											
	7											
	TOTAL											

NOT APPLICABLE

ANNUAL STATEMENT For the Year Ended December 31, 2016 of SUN LIFE FINANCIAL PLANS, INC.

SCHEDULE 5 - CORPORATE BONDS

NAME OF TRUSTEE BANK (1)	Description (Type, Issuer, Serial No.) (2)	Credit Rating of Issuer (3)	Purchased From (4)	DATE		Market Value (7)	Acquisition Cost (8)	INTEREST				
				Acquired (5)	Maturity (6)			Rate (9)	Collected During the Year (10)	Accrued Previous Year (11)	Accrued Current Year (12)	Earned During the Year (13)
B D O N O N P A R	1	AYALA CORP. FIXED RATE BONDS		7/7/2016	7/7/2023	9,724,813	9,900,000	3.9200%				
	2	PETRON CORP. 5YEAR BONDS		10/27/2016	10/27/2021	22,482,365	22,500,000	4.0032%				
	3	SMC GLOBAL POWER HOLDINGS BOND		7/11/2016	7/11/2021	9,212,254	9,400,000	4.3458%				
	4											
	5											
	6											
	7											
	8											
	9											
	10											
	GRAND TOTALS					41,419,433	41,800,000		159,317	-	269,395	428,712
B D O P A R	1	AYALA CORP. FIXED RATE BONDS		7/7/2016	7/7/2023	4,223,909	4,300,000	3.9200%				
	2	PETRON CORP. 5YEAR BONDS		10/27/2016	10/27/2021	10,791,535	10,800,000	4.0032%				
	3	SMC GLOBAL POWER HOLDINGS BOND		7/11/2016	7/11/2021	3,920,108	4,000,000	4.3458%				
	4											
	5											
	6											
	7											
	8											
	9											
	10											
	GRAND TOTALS					18,935,552	19,100,000		68,478	-	122,136	190,614
	TOTALS EDUCATION					60,354,985	60,900,000		227,795	-	391,531	619,326

ANNUAL STATEMENT of Trust Funds for the Year Ended December 31, 2016 of Sun Life Financial Plans, Inc.

EDUCATION PLAN

SCHEDULE 6 - Mortgage loans

Name of Trustee Bank	Name and Address of Mortgagor (1)	Description of Property (TCT/CCT No.; Location; Area) (2)	Record of Mortgage: (Registry No.; Entry No.; City/Prov.; Amt of Notation) (3)	Market Value of Land Mortgaged (4)	Sound Value of Building (5)	Term of Loan		Amount of Original Loan (8)	PRINCIPAL				INTEREST					
						Date Given	Date Due		Amount Unpaid Dec.31 Prev Yr (9)	Loaned During the Year (10)	Paid During the Year (11)	Amount Unpaid Dec.31 Current Yr (12)	Annual Rate (13)	Collected During the Year (14)	Accrued Previous Year (15)	Accrued Current Year (16)	Earned During the Year (17)	
						(6)	(7)		(9)	(10)	(11)	(12)	(13)	(14)	(15)	(16)	(17)	
	1																	
	2																	
	3																	
	4																	
	5																	
	6																	
	7																	
	8																	
	9																	
	10																	
	11																	
	12																	
	13																	
	14																	
	15																	
	16																	
	17																	
	18																	
	19																	
	20																	
TOTALS																		

NOT APPLICABLE

ANNUAL STATEMENT of Trust Funds for the Year Ended December 31, 2016 of Sun Life Financial Plans, Inc.

EDUCATION PLAN

SCHEDULE 7 - Planholders' Loans

Name of Trustee Bank	Term of Loan			Contract Number	Amount of Insurance	Amount of Original Loan	PRINCIPAL				INTEREST									
	Policyholder / Borrower	Date of Loan	Date of Maturity				Amount Unpaid Dec.31 Prev Yr	Loaned During the Year	Paid During the Year	Amount Unpaid Dec.31 Current Yr	Annual Rate	Collected During the Year	Accrued Previous Year	Accrued Current Year	Earned During the Year					
																(1)	(2)	(3)	(4)	(5)
1																				
2																				
3																				
4																				
5																				
6																				
7																				
8																				
9																				
10																				
11																				
12																				
13																				
14																				
15																				
16																				
17																				
18																				
19																				
20																				
21																				
22																				
23																				
24																				
25																				
	TOTAL																			

NOT APPLICABLE

ANNUAL STATEMENT For the Year Ended December 31, 2016 of SUN LIFE FINANCIAL PLANS, INC.

SCHEDULE 8 - STOCKS

NAME OF TRUSTEE BANK (1)	DESCRIPTION (2)	Certificate Number (3)	Date Acquired (4)	How Acquired (5)	Where Kept (6)	Number of Shares (7)	Par Value (8)	Rate Used to Obtain MV (9)	Market Value (10)	Acquisition Cost (11)	DIVIDEND						
											Rate for the last 3 years preceding Current Year			Collected during the Year (15)	Accrued Previous Year (16)	Accrued Current Year (17)	Earned During the Year (18)
											2015 (12)	2014 (13)	2013 (14)				
Common Shares:																	
	1 ABOITIZ EQUITY VENTURES					78,860		71	5,441,888	5,938,191							
	2 ABOITIZ POWER CORP. - EQ					63,400		42	2,643,780	2,897,191							
	3 ALLIANCE GLOBAL GROUP INC.					216,400		13	2,765,592	3,198,112							
	4 AYALA CORP.					8,230		731	6,012,015	7,008,530							
	5 AYALA LAND					294,880		32	9,436,160	11,407,579							
	6 BDO UNIBANK INC.					43,860		112	4,916,706	4,821,203							
	7 CEBU AIR INC.					15,220		93	1,415,460	1,833,225							
	8 DMCI HOLDINGS					184,700		13	2,449,122	2,428,069							
	9 ENERGY DEVELOPMENT CORP					525,000		5	2,703,750	3,019,991							
	10 FIRST GEN CORPORATION					153,200		22	3,370,400	3,608,417							
	11 GLOBE TELECOMS INC					2,490		1,509	3,757,410	5,629,932							
	12 GT CAPITAL HOLDINGS INC.					5,200		1,270	6,804,000	7,900,355							
	13 INT'L CONTAINER					15,740		72	1,132,493	1,281,983							
	14 JG SUMMIT HOLDINGS INC.					61,580		68	4,165,887	5,200,683							
	15 JOLLIBEE FOODS CORP					12,360		184	2,387,840	2,933,859							
	16 LOPEZ HOLDINGS CORPORATION					63,300		8	493,740	497,456							
	17 LT GROUP INC.					65,100		13	817,656	1,106,763							
	18 MANILA ELECTRIC COMPANY					18,820		265	4,987,300	6,272,876							
	19 MANILA WATER					6,400		29	185,600	192,003							
	20 MEGAWIDE CONSTRUCTION CORP.					7,900		15	118,920	119,632							
	21 MEGAWORLD CORPORATION					484,600		4	1,730,022	2,577,546							
	22 METRO PACIFIC INVESTMENTS CORP					751,700		7	5,008,322	4,881,923							
	23 METROPOLITAN BANK & TRUST COMP					24,770		73	1,798,302	2,190,265							
	24 PETRON					525,700		10	5,230,715	5,944,771							
	25 PLDT					840		1,365	1,148,600	1,553,255							
	26 PUREGOLD PRICE CLUB INC.					92,020		39	3,588,780	3,982,160							
	27 ROBINSON'S LAND					333,060		26	8,659,560	10,052,792							
	28 SECURITY BANK CORPORATION					11,150		190	2,118,500	2,442,634							
	29 SEMIRARA MINING CORP					2,850		130	344,500	340,233							
	30 SHAKEYS PIZZA ASIA VENTURES IN					43,500		12	500,250	494,708							
	31 SM INVESTMENTS CORP					14,890		655	9,752,950	9,790,835							
	32 SM PRIME HOLDINGS					366,400		28	10,387,440	10,189,373							
	33 UNIVERSAL ROBINA					27,210		164	4,448,835	5,548,131							
	34																
Preferred Shares:																	
	1 GT CAPITAL HOLDINGS INC. SERIES					5,600		1,018	5,689,600	5,600,000							
	2																
	3																
	4																
	5																
TOTALS									126,215,895	142,884,676		827,012	-	88,521	915,533		

Common Shares:																			
B A N C O D E O R O P A R	1	ABOITIZ EQUITY VENTURES	38,450		71	2,580,880	2,814,138												
	2	ABOITIZ POWER CORP. - EQ	30,600		42	1,278,020	1,398,464												
	3	ALLIANCE GLOBAL GROUP INC.	103,900		13	1,327,842	1,533,563												
	4	AYALA CORP.	3,950		731	2,885,475	3,361,875												
	5	AYALA LAND	142,040		32	4,545,280	5,501,951												
	6	BDO UNIBANK INC.	21,490		112	2,409,029	2,381,451												
	7	CEBU AIR INC.	7,470		93	694,710	899,698												
	8	DMCI HOLDINGS	90,300		13	1,197,378	1,187,085												
	9	ENERGY DEVELOPMENT CORP	253,000		5	1,302,950	1,455,320												
	10	FIRST GEN CORPORATION	74,700		22	1,643,400	1,759,898												
	11	GLOBE TELECOMS INC	1,340		1,509	2,022,060	3,031,281												
	12	GT CAPITAL HOLDINGS INC.	2,550		1,270	3,238,500	3,878,788												
	13	INT'L CONTAINER	7,850		72	550,418	623,059												
	14	JG SUMMIT HOLDINGS INC.	30,070		68	2,034,238	2,540,396												
	15	JOLLIBEE FOODS CORP	5,890		194	1,142,660	1,397,438												
	16	LOPEZ HOLDINGS CORPORATION	31,400		8	244,920	248,891												
	17	LT GROUP INC.	31,900		13	400,664	542,334												
	18	MANILA ELECTRIC COMPANY	9,190		265	2,435,350	3,077,360												
	19	MANILA WATER	3,200		29	92,800	99,002												
	20	MEGAWIDE CONSTRUCTION CORP.	3,800		15	56,240	57,544												
	21	MEGAWORLD CORPORATION	237,100		4	846,447	1,281,195												
	22	METRO PACIFIC INVESTMENTS CORP	365,300		7	2,432,898	2,373,169												
	23	METROPOLITAN BANK & TRUST COMP	11,970		73	889,022	1,058,655												
	24	PETRON	268,400		10	2,650,880	3,014,014												
	25	PLDT	400		1,365	546,000	739,855												
	26	PUREGOLD PRICE CLUB INC.	44,770		39	1,748,030	1,938,261												
	27	ROBINSON'S LAND	158,730		28	4,074,980	4,729,613												
	28	SECURITY BANK CORPORATION	5,340		190	1,014,600	1,171,042												
	29	SEMIRARA MINING CORP	1,280		130	166,400	164,307												
	30	SHAKEYS PIZZA ASIA VENTURES IN	20,900		12	240,350	237,687												
	31	SM INVESTMENTS CORP	7,055		655	4,621,025	4,834,483												
	32	SM PRIME HOLDINGS	169,000		28	4,791,150	4,709,993												
	33	UNIVERSAL ROBINA	14,440		164	2,360,840	2,946,178												
34																			
Preferred Shares:																			
	1	GT Capital Holdings Inc. Serie	2,700		1,016	2,743,200	2,700,000												
	2																		
	3																		
	4																		
	5																		
TOTALS						61,184,313	69,442,567				410,337	-	42,628	452,965					
TOTALS - EDUCATION						187,400,208	212,327,243				1,237,349	-	131,149	1,368,498					

ANNUAL STATEMENT of Trust Funds for the Year Ended December 31, 2016 of Sun Life Financial Plans, Inc.

EDUCATION PLAN

SCHEDULE 9 - Real Estate

Name of Trustee Bank	CT/CCT Number.; City/Province	Area & Description of Lot / Building	Name of Vendor	Date Acquired	Estimated Life of Building	Actual Cost	Accumulated Depreciation Building	Net Book Value	Market Value per Appraisal	Recorded Value	RENTAL INCOME				Encumbrance (if Any)
											Collected During the Year	Accrued Previous Year	Accrued Current Year	Earned During the Year	
											12	13	14	15	
1	2	3	4	5	6	7	8	9	10	11					16
	Occupied by the Company:														
		Lot													
		Building													
		Sub-total													
		Investment Properties													
		Lot													
		Building													
		Sub-total													
		GRAND TOTALS													

NOT APPLICABLE

ANNUAL STATEMENT of Trust Funds for the Year Ended December 31, 2016 of Sun Life Financial Plans, Inc.

EDUCATION PLAN

SCHEDULE 10 - Other Investments

Name of Trustee Bank	Description	Certificate No./ Serial No.	Date Acquired	Date of Placement	Date of Maturity	Number of Shares/Units	Value per Share		Acquisition Cost (including transaction fees)	Book Value at Balance Sheet Date	Market Value	Unrealized Gain (Loss) 13 = (12-11)	INTEREST						
							At Acquisition Date	At Closing/Balance Sheet Date					Annual	How	Collected	Accrued	Accrued	Earned	
													Rate	Paid *	During the Year	Previous Year	Current Year	During the Year	
1	2	3	4	5	6	7	8	9	10	11	12	13 = (12-11)	14	15	16	17	18	19	
	Preferred Shares:																		
	1																		
	2																		
	3																		
	Real Estate Investment Trust:																		
	1																		
	2																		
	3																		
	Tier 2 Notes:																		
	1																		
	2																		
	3																		
	Service Assets:																		
	1																		
	2																		
	3																		
	TOTAL																		
	<i>*Indicate whether annually, semi-monthly, quarterly or monthly.</i>																		

NOT APPLICABLE

ANNUAL STATEMENT of Trust Funds for the Year Ended December 31, 2016 of SUN LIFE FINANCIAL PLANS INC.

EDUCATION PLANS

SCHEDULE 11- Accrued Investment Income

Name of Trustee Bank	Kind of Investment	Collected	Accrued Investment Income		Unearned Investment Income		Earned
		During the Year	Current Year	Previous Year	Current Year	Previous Year	During the Year (2-3+4+5-6)
1	2	3	4	5	6	7	8
B R O N C O N - D E P A R	1 Interest on Government Securities	99,245,855	15,936,116	17,938,195			97,243,775
	2 Income on Corporate Bonds	159,317	269,395				428,712
	3 Dividends on Stocks	827,012	88,521				915,533
	4 Income on Real Estate						
	5 Interest on Mortgage Loans						
	6 Interest on Planholders' Loans						
	7 Income on Short Term Investments						
	8 Income on Other Investments						
	9 Interest on Bank Deposits	1,942,004	734,466	113,646			2,562,823
	Others:						
	10						
	11						
12							
	TOTAL	102,174,188	17,028,498	18,051,841	-	-	101,150,844
B A N C O P A R O R O	1 Interest on Government Securities	46,007,559	7,648,360	8,608,383			45,047,536
	2 Income on Corporate Bonds	68,478	122,136				190,614
	3 Dividends on Stocks	410,337	42,628				452,965
	4 Income on Real Estate						
	5 Interest on Mortgage Loans						
	6 Interest on Planholders' Loans						
	7 Income on Short Term Investments						
	8 Income on Other Investments						
	9 Interest on Bank Deposits	993,335	183,557	76,164			1,100,727
	Others:						
	10						
	11						
12							
	TOTAL	47,479,709	7,996,680	8,684,547	-	-	46,791,842
	TOTAL	149,653,896	25,025,178	26,736,388	-	-	147,942,686

ANNUAL STATEMENT of Trust Funds for the Year Ended December 31, 2016 of Sun Life Financial Plans, Inc.

EDUCATION PLAN

SCHEDULE 12 - Other Assets

Name of Trustee 1	Particulars 2		Nature of Account 3	Balance	Balance of	Remarks 6
				Previous Year 4	Current Year 5	
De Oro	1	Due from brokers		-	1,265,082	
				-	1,265,082	
Banco De Oro Par	1	Due from brokers		-	582,161	
				-	582,161	
		TOTAL		-	1,847,243	
<i>*To be Itemized in detail.</i>						

ANNUAL STATEMENT of Trust Funds for the Year Ended December 31, 2016 of Sun Life Financial Plans, Inc.

EDUCATION PLAN

SCHEDULE 13 - Accrued Trust Fees

Name of Trustee Bank	Particulars	Nature	Balance	Balance of	Remarks
		of Account	Previous Year	Current Year	
1	2	3	4	5	6
Banco De Oro Non-Par	1	Accrued trust fee payable	562,856	376,220	
			562,856	376,220	
Banco De Oro Par	1	Accrued trust fee payable	649,733	181,163	
			649,733	181,163	
		TOTAL	1,212,589	557,383	

ANNUAL STATEMENT of Trust Funds for the Year Ended December 31, 2016 of Sun Life Financial Plans, Inc.

EDUCATION PLAN

SCHEDULE 14 - Accrued Taxes

Name of Trustee Bank 1	Particulars 2	Nature of Account 3	Balance Previous Year 4	Balance of Current Year 5	Remarks 6
	1				
	2				
	3				
	4				
	5				
	6				
	7				
	TOTAL				

NOT APPLICABLE

ANNUAL STATEMENT of Trust Funds for the Year Ended December 31, 2016 of Sun Life Financial Plans, Inc.

EDUCATION PLAN

SCHEDULE 15 - Other Liabilities

Name of Trustee Bank	Particulars	Nature	Balance	Balance of	Remarks
		of Account	Previous Year	Current Year	
1	2	3	4	5	6
Banco De Oro Non-Par	1 Accrued other Liability		-	1,052	
			-	1,052	
Banco De Oro Par	1 Accrued trust fee payable		-	510	
			-	510	
	TOTAL		-	1,562	

ANNUAL STATEMENT of Trust Funds for the Year Ended December 31, 2016 of Sun Life Financial Plans, Inc.

EDUCATION PLAN


SCHEDULE 16 Retained Earnings

Name of Trustee Bank		Retained Earnings, Beginning	Realized Income	Unrealized Income	Prior Period Adjustments	Retained Earnings, End
1		2	3	4	5	6
Banco De Oro Non-Par	1	715,801,904	96,437,786			812,239,689
	2					
Banco De Oro	3	235,793,824	45,705,501			281,499,326
	4					
	5					
	6					
	7					
TOTAL		951,595,728	142,143,287	-	-	1,093,739,015


ANNUAL STATEMENT OF TRUST FUND FOR THE YEAR ENDED DECEMBER 31, 2016 OF
SUN LIFE FINANCIAL PLANS, INC.
EDUCATION PLAN

REPUBLIC OF THE PHILIPPINES
MAKATI, METRO MANILA S.S


Alexander S. Narciso, President ; Maria Sachiko A. Pang, Chief Actuary; Maria Josefina A. Castillo, Chief Financial Officer and Treasurer, and Roselle L. Lustre , Chief Accountant & Comptroller of the Company being duly sworn, each for herself/himself deposes and says that they are herein described officers of the said company, and that on the 31st day of December last, all herein described assets were the absolute properties of the said company, free and clear from any liens or claims thereon, except as herein stated, and that the foregoing statement, with the schedules and explanations therein contained, annexed or referred to are full and correct statement of all the Assets, Liabilities, Income and Expenses, and of the condition and affairs of the said company on the said thirty-first day of December last, and for the year ended on that date, according to the best of their information, knowledge and belief, respectively.




President



Chief Actuary



Chief Financial Officer & Treasurer



Chief Accountant and Comptroller

Corporate Residence Certificate No. 00110739
issued at Taguig City
on January 10, 2017
Passport No. EC4560877/ SSS No. 33-1810926-3/ Passport No. P2050182A / EB 8020503 issued at Manila/ Makati/ Manila
Manila on 07/01/2015 ;N/A ; 02/28/2017 ; 05/02/2013

APR 07 2017

Subscribed and sworn to before me this _____ th day of _____, 2017

Doc No. 439

Page No. 89

Book No. 12

Series of 2017

ATTY. VIRGILIO R. BATALLA
NOTARY PUBLIC FOR MAKATI CITY
APPT. NO. M-88
UNTIL DEC. 31, 2018
ROLL OF ATTY. NO. 48348
NICE COMPLIANCE NO. IV-0016333-4/10/13
L.B.P. O.R. No. 706762, LIFETIME MEMBER JAN. 29, 2007
PTR No. 590-90-112 JAN. 3, 2017
EXECUTIVE BLDG. CENTER
MAKATI AVE. COR. JUPITER ST, MAKATI CITY