



ANNUAL STATEMENT
OF
TRUST FUND

SUN LIFE FINANCIAL PLANS, INC.

5th Floor, Sun Life Centre, 5th Avenue corner Rizal Drive,
Bonifacio Global City, Taguig City 1634

Submitted to the
INSURANCE COMMISSION
Manila, Philippines

For the Year Ended
DECEMBER 31, 2018

EDUCATION PLAN

PRE-NEED

ANNUAL STATEMENT for the Year Ended December 31, 2018 of Sun Life Financial Plans, Inc.

EDUCATION PLAN

License Number	PN-2018-05-R	Date of Issue	December 11, 2017
SEC Registration Number	A200014495	Date of Issue	September 18, 2000
Date of Incorporation	September 18, 2000	Commenced Business on	June 1, 2001
Tax Identification Number	208-551-659-000		
Home Office Address	2 nd Floor, Sun Life Centre, 5 th Avenue corner Rizal Drive, Bonifacio Global City, Taguig City		
Telephone Number	555-8888	FAX Number	849-9619
Email Address		Website	www.sunlife.com.ph

MEMBERS OF THE BOARD, OFFICERS AND EMPLOYEES

Position	Name	Nationality	Terms of Office	
			From	To
Chairman	Chia-Ling Chou aka Lucy Chou	Chinese	March 7, 2018	March 5, 2019
Vice-Chairman				
Members	Rizalina G. Mantaring	Filipino	March 7, 2018	June 30, 2018
	Benedicto C. Sison	Filipino and American	July 1, 2018	March 5, 2019
Independent Directors:	Francisco S. A Sandejas	Filipino	March 7, 2018	March 5, 2019
	Oscar S. Reyes	Filipino	March 7, 2018	March 5, 2019
President	Alexander S. Narciso	Filipino	March 7, 2018	March 5, 2019
Vice-President				
Secretary	Jemilyn S. Camania	Filipino	March 7, 2018	March 5, 2019
Asst. Corp Secretary	Anna Katrina C. Kabigting- Ibero	Filipino	March 7, 2018	March 5, 2019
Treasurer	Sherwin S. Sampang	Filipino	March 7, 2018	March 5, 2019
General Manager				
Actuary				
Department Heads:				
Underwriting				
Sales				
Investments				
Administrations				
Claims				
Chief Accountant				
Internal Auditor	Joel O. Bungabong	Filipino	March 7, 2018	March 5, 2019
External Auditor	Navarro Amper & Co.			
Compliance Officer:	Ajee T. Co	Filipino	March 7, 2018	March 5, 2019
Trustees:				
Number of Salaried Officers	0	Number of Salaried Empl	0	
Number of Branches	47	Number of Sales Counsel	537	
Branch Office Address:		Name of Manager:		

EDUCATION PLAN

EXHIBIT 1 - BALANCE SHEET

ASSETS	Current Year	% to Total Equity	Previous Year	% to Total Equity
1 Government Securities (Schedule 1)	1,686,468,570	81.77%	1,687,987,681	78.16%
2 Cash in Savings/Time Deposits (Schedule 2)	49,945,286	2.42%	122,129,072	5.66%
3 Mutual Funds/UITF (Schedule 3)				
4 Short Term Investments (Schedule 4)				
5 Corporate Bonds (Schedule 5)	103,328,084	5.01%	91,273,763	4.23%
6 Mortgage Loans (Schedule 6)				
7 Planholders' Loans (Schedule 7)				
8 Stocks (Schedule 8)	194,090,302	9.41%	231,263,256	10.71%
9 Real Estate (Schedule 9)				
10 Other Investments (Schedule 10)				
11 Accrued Investment Income (Schedule 11)	29,238,337	1.42%	25,819,258	1.20%
12 Other Assets (Schedule 12)	-	0.00%	1,709,073	0.08%
13 Total Assets	2,063,070,579		2,160,182,103	
LIABILITIES				
14 Accrued Trust Fees (Schedule 13)	518,098	-0.03%	549,794	-0.03%
16 Other Liabilities (Schedule 15)	1,617	0.00%	1,928	0.00%
17 Total Liabilities	519,715		551,722	
FUND EQUITY				
18 Fund Balance (beginning)	872,862,960		1,018,936,766	
19 Additional Contribution (current year) (Exhibit 4)	58,612,646		57,957,007	
20 Withdrawals (current year) (Exhibit 5)	(226,104,458)		(204,030,813)	
21 Adjustments (prior periods) (Schedule 1-15)	(4,139,176)			
22 Fund Balance (ending)	701,231,972		872,862,960	
23 Retained Earnings (beginning)	1,226,522,310		1,093,739,015	
24 Net Income (Loss) - (current year) (Exhibit 2)	79,422,784		132,783,295	
25 Retained Earnings (end)	1,305,945,094		1,226,522,310	
26 Net Unrealized Income (Loss) (Schedule 1-10)	55,373,798		60,245,111	
27 Total Fund Equity	2,062,550,864		2,159,630,381	
28 Total Liabilities & Fund Equity	2,063,070,579		2,160,182,103	

**ANNUAL STATEMENT of Trust Fund for the Year Ended December 31, 2018 of Sun Life Financial
Plans, Inc.**

EDUCATION PLAN

EXHIBIT 2 - INCOME STATEMENT

INCOME	Current Year	Previous Year
1 Interest Income		
<i>Special Deposit Account</i>	1,433,007	1,743,504
<i>Deposits in Bank</i>		-
<i>Government Securities</i>	103,021,588	128,532,987
<i>Other Securities and Debt Instruments</i>	3,699,891	
<i>Others (Specify)</i>		
2 Gain on Sale of Securities		
<i>Government Securities</i>	(23,914,222)	1,838,356
<i>Stocks</i>	(2,073,266)	3,509,068
<i>Preferred Shares</i>		
<i>Others (Specify)</i>		
3 Dividend Income		
<i>Preferred Shares</i>		
<i>Stocks</i>	4,396,429	4,806,077
4 Other Income		-
5 Total Income before Expenses	<u>86,563,427</u>	<u>140,429,992</u>
EXPENSES		
6 Trust and Management Fee	6,528,998	6,750,803
7 Other Expenses (Service charge)	<u>295,311</u>	<u>352,463</u>
8 Total Expenses	<u>6,824,309</u>	<u>7,103,266</u>
NET INCOME BEFORE TAX	79,739,118	<u>133,326,726</u>
9 Taxes (Specify)		
Final Tax	316,334	543,431
NET INCOME AFTER TAXES	<u>79,422,784</u>	<u>132,783,295</u>
RETURN ON INVESTMENTS	3.94%	6.51%

ANNUAL STATEMENT of Trust Fund for the Year Ended December 31, 2018 of Sun Life Financial Plans, Inc.

EDUCATION PLAN

EXHIBIT 3 - LIST OF TRUSTEES

	Name of Trustee (1)	Account Number (2)	Trust Fund Equity (3)
1	Banco de Oro Non Par	210-78082-1	1,405,228,346
2	Banco de Oro Par	210-78056-1	657,322,518
3			
4			
5			
6			
7			
8			
9			
10			
		TOTALS	2,062,550,864

ANNUAL STATEMENT of Trust Fund for the Year Ended December 31, 2018 of Sun Life Financial Plans, Inc.

EDUCATION PLAN

EXHIBIT 4 - SUMMARY OF MONTHLY DEPOSITS TO THE TRUST FUND (Per Trustee)

Name of Trustee Bank	Month	Amount of	Amount of	Remarks
		Required Deposit	Actual Deposit	
	(1)	(2)	(3)	(4)
Banco De Oro Non Par				
	January	96,364	107,034	
	February	141,182	41,282,850	
	March	118,882	43,609	
	April	244,047	201,490	
	May	91,052	187,277	
	June	128,107	132,397	
	July	82,341	71,275	
	August	155,407	160,546	
	September	54,074	58,175	
	October	34,086	46,833	
	November	46,997	26,209	
	December	77,342	74,947	
		1,269,881	42,392,642	
Banco De Oro Par				
	January	259,685	300,109	
	February	587,082	12,483,937	
	March	795,544	596,415	
	April	757,350	728,500	
	May	389,731	809,980	
	June	83,328	139,986	
	July	335,140	247,510	
	August	395,137	451,807	
	September	178,619	98,904	
	October	93,806	178,630	
	November	53,110	86,868	
	December	80,452	97,358	
		4,008,984	16,220,004	
TOTALS		5,278,865	58,612,646	

ANNUAL STATEMENT of Trust Fund for the Year Ended December 31, 2018 of Sun Life Financial Plans, Inc.

EDUCATION PLAN

EXHIBIT 5 - SUMMARY OF MONTHLY WITHDRAWALS FROM THE TRUST FUNDS (Per Trustee)

Name of Trustee Bank (1)	Month (2)	Total Amount of Withdrawal (3)	Breakdown / Purpose of Withdrawal				Description for "Others" (8)
			Planholders' Benefits (4)	Trustee's Fees (5)	Taxes (6)	Others (7)	
Banco De Oro Non Par							
	January	18,207,443	18,207,443	280,110	1,570,795		
	February	12,571,172	12,571,172	388,213	2,304,030		
	March	12,396,795	12,396,795	386,031	4,276,522		
	April	9,710,400	9,710,400	385,463	1,435,683		
	May	12,340,125	12,340,125	383,597	1,452,662		
	June	16,087,565	16,087,565	378,261	1,449,865		
	July	20,825,391	20,825,391	372,272	1,437,432		
	August	16,266,668	16,266,668	370,187	1,087,734		
	September	13,291,388	13,291,388	362,449	1,446,071		
	October	11,938,109	11,938,109	349,530	680,158		
	November	15,740,688	15,740,688	348,794	1,411,746		
	December	7,719,562	7,719,562	353,049	1,400,884		
		167,095,306	167,095,306	4,357,956	19,953,582		
De Oro Par							
	January	3,958,473	3,958,473	179,995	671,467		
	February	3,954,904	3,954,904	179,783	689,448		
	March	9,217,329	9,217,329	177,590	672,076		
	April	2,275,019	2,275,019	177,010	673,248		
	May	2,910,354	2,910,354	176,773	682,226		
	June	4,956,132	4,956,132	174,851	679,878		
	July	5,324,697	5,324,697	172,777	671,626		
	August	6,872,456	6,872,456	172,549	670,608		
	September	5,665,779	5,665,779	168,927	680,749		
	October	4,143,973	4,143,973	162,864	(17,268)		
	November	5,858,676	5,858,676	162,875	664,780		
	December	3,871,360	3,871,360	165,049	662,536		
		59,009,152	59,009,152	2,071,043	7,401,374		
TOTALS		226,104,458	226,104,458	6,428,999	27,354,956		

ANNUAL STATEMENT of Trust Funds for the Year Ended December 31, 2018 of SUN LIFE FINANCIAL PLANS INC.

EDUCATION PLANS

SCHEDULE 1- Government Securities

NAME OF TRUSTEE BANK	SECURITY		DATE			INITIAL ACQUISITION/BOOKING VALUE			PRICE			Unrealized Gain (Loss)	INTEREST						
	Description	Serial No.	Acquired	Issued	Maturity	Face Value	Underwriting Discount/ Premium	Acquisition Cost	At Acquisition Date	At Closing/ Balance Sheet Date	Book Value		Market Value	Annual Coupon Rate	How Paid*	Collected During the Year	Accrued Previous Year	Accrued Current Year	Earned During the Year
1	2		3	4	5	6	7	8	9	10	11	12	13= (12-11)	14	15	16	17	18	19 = (16+18-17)
	DOMESTIC ISSUES:																		
	FXTN:																		
	1	FXTN	PIBD0320A229	1/12/2017	1/12/2020	40,000,000		39,949,398	99.87	97.25	39,981,553	38,898,375	(1,083,178)	3.38	semi-annually every Jul 12 and Jan 12				
	2	FXTN	PIBD0522A747	1/26/2017	1/26/2022	40,000,000		39,901,739	99.75	93.37	39,935,754	37,349,006	(2,586,748)	4.00	semi-annually every Jul 26 and Jan 26				
	3	FXTN	PIBD1019B485	12/20/2017	2/19/2019	180,000,000		186,435,880	103.58	100.33	180,826,275	180,593,595	(232,680)	7.88	semi-annually every Aug 19 and Feb 19				
	4	FXTN	PIBD1021K551	5/10/2012	11/24/2021	8,550,000		8,926,527	104.40	97.43	8,697,825	8,330,177	(367,648)	5.75	semi-annually every Nov 24 and May 24				
	5	FXTN	PIBD2022C021	9/30/2008	3/14/2022	15,610,000		22,658,029	145.15	120.44	18,106,774	18,800,457	693,683	15.00	semi-annually every Sep 14 and Mar 14				
	6	FXTN	PIBD2023B048	9/30/2008	2/20/2023	8,500,000		11,596,178	136.43	117.49	9,792,674	9,986,316	193,642	13.00	semi-annually every Aug 20 and Feb 20				
	7	FXTN	PIBD2023E054	9/30/2008	5/29/2023	13,600,000		16,192,922	119.07	114.85	14,767,786	15,619,883	852,097	11.88	semi-annually every Nov 29 and May 29				
	8	FXTN	PIBD2023J068	9/30/2008	10/23/2023	10,300,000		10,634,666	103.25	114.31	10,464,980	11,774,189	1,309,209	11.38	semi-annually every Oct 23 and Apr 23				
	9	FXTN	PIBD2024H086	9/30/2008	8/5/2024	13,185,000		13,118,224	99.49	121.93	13,145,132	16,075,884	2,930,752	12.88	semi-annually every Aug 5 and Feb 5				
	10	FXTN	PIBD2024K091	9/30/2008	11/11/2024	19,550,000		22,918,295	117.23	126.28	21,478,596	24,687,958	3,209,362	13.75	semi-annually every Nov 11 and May 11				
	11	FXTN	PIBD2025D103	9/30/2008	4/14/2025	17,525,000		18,639,564	106.36	121.23	18,182,080	21,245,998	3,063,918	12.13	semi-annually every Oct 14 and Apr 14				
	12	FXTN	PIBD2025J116	9/30/2008	10/20/2025	34,900,000		44,855,315	128.53	122.65	41,043,716	42,804,309	1,760,593	12.13	semi-annually every Oct 20 and Apr 20				
	13	FXTN	PIBD2026A122	9/30/2008	1/19/2006	1/19/2026		109,300,000	112.06	114.65	117,066,607	125,308,647	8,242,040	10.25	semi-annually every Jul 19 and Jan 19				
	14	FXTN	PIBD2026L139	9/30/2008	12/7/2026	20,900,000		20,579,567	98.47	104.84	20,704,049	21,912,278	1,208,229	8.00	semi-annually every Dec 7 and Jun 7				
	15	FXTN	PIBD2027I140	9/30/2008	9/6/2027	48,500,000		49,758,835	102.60	108.29	49,305,781	52,519,508	3,213,727	8.63	semi-annually every Sep 6 and Mar 6				
	16	FXTN	PIBD2028L151	9/30/2008	12/4/2028	73,200,000		76,719,686	104.81	114.64	75,664,648	83,916,778	8,252,130	9.50	semi-annually every Dec 4 and Jun 4				
	17	FXTN	PIBD2031G171	7/19/2011	7/19/2031	60,000,000		61,882,930	103.14	107.01	61,005,349	64,208,782	3,203,433	8.00	semi-annually every Jul 19 and Jan 19				
	18	FXTN	PIBD2525K015	9/30/2008	11/29/2000	11/29/2025		8,500,000	205.22	150.66	14,330,059	12,806,029	(1,524,030)	18.25	semi-annually every Nov 29 and May 29				
	19	FXTN	PIBD2530G029	9/30/2008	7/28/2030	11,500,000		15,959,821	138.78	135.88	14,798,159	15,626,276	828,117	12.50	semi-annually every Jul 28 and Jan 28				
	HTM:																		
	1																		
	2																		
	3																		
	4																		
	5																		
	6																		
	7																		
	TREASURY BILLS																		
	1	RTB	PIID0320D087	4/11/2017	4/11/2020	40,000,000		40,002,296	100.01	97.41	40,001,057	38,965,894	(1,035,163)	4.25					
	2																		
	Sub-total					1,047,730,000		1,137,498,001			1,101,549,907	1,154,063,844	52,513,937						
	FOREIGN ISSUES:																		
	1																		
	2																		
	3																		
	Sub-total																		
	TOTALS					1,047,730,000		1,137,498,001			1,101,549,907	1,154,063,844	52,513,937		semi-annually every Oct 11 and Apr 11	72,757,779	17,089,351	19,656,404	75,324,832

ANNUAL STATEMENT of Trust Funds for the Year Ended December 31, 2018 of SUN LIFE FINANCIAL PLANS INC.

EDUCATION PLANS

SCHEDULE 1- Government Securities

NAME OF TRUSTEE BANK	SECURITY		DATE			INITIAL ACQUISITION/BOOKING VALUE			PRICE		Book Value	Market Value	Unrealized Gain (Loss)	INTEREST						
	Description	Serial No.	Acquired	Issued	Maturity	Face Value	Underwriting Discount/ Premium	Acquisition Cost	At Acquisition Date	At Closing/ Balance Sheet Date				Annual Coupon Rate	How Paid*	Collected During the Year	Accrued Previous Year	Accrued Current Year	Earned During the Year	
1	2		3	4	5	6	7	8	9	10	11	12	13= (12-11)	14	15	16	17	18	19 = (16+18-17)	
	DOMESTIC ISSUES:																			
	FXTN:																			
	1	FXTN	PIBD0320A228	1/12/2017		20,000,000		19,974,699	99.87	97.25	19,990,776	19,449,187	(541,589)	3.38	semi-annually every Jul 12 and Jan 12					
	2	FXTN	PIBD0522A747	1/26/2017		30,000,000		30,007,534	100.03	93.37	30,008,400	28,011,755	(1,996,645)	4.00	semi-annually every Jul 26 and Jan 26					
	3	FXTN	PIBD2022C021	12/24/2008		8,885,000		12,950,103	145.75	120.44	10,333,789	10,700,965	367,176	15.00	semi-annually every Sep 14 and Mar 14					
	4	FXTN	PIBD2023B048	12/24/2008		2,968,588		3,926,080	132.25	117.49	3,377,355	3,487,678	110,323	13.00	semi-annually every Aug 20 and Feb 20					
	5	FXTN	PIBD2023E054	12/24/2008		41,078,000		50,725,204	123.49	114.85	45,453,290	47,178,938	1,725,648	11.88	semi-annually every Nov 29 and May 29					
	6	FXTN	PIBD2023J068	12/24/2008		22,000,000		26,317,771	119.63	114.31	24,049,277	25,148,754	1,099,477	11.38	semi-annually every Oct 23 and Apr 23					
	7	FXTN	PIBD2024F075	12/24/2008		19,678,592		24,256,530	123.26	119.94	22,055,886	23,602,330	1,546,444	12.38	semi-annually every Dec 3 and Jun 3					
	8	FXTN	PIBD2024H086	12/24/2008		8,550,000		10,816,273	126.51	121.93	9,753,234	10,424,634	671,400	12.88	semi-annually every Aug 5 and Feb 5					
	9	FXTN	PIBD2024K091	12/24/2008		1,600,000		2,216,795	138.55	126.28	1,931,044	2,020,498	89,454	13.75	semi-annually every Nov 11 and May 11					
	11	FXTN	PIBD2025J116	12/24/2008		3,068,000		3,866,761	126.04	122.65	3,534,352	3,762,854	228,502	12.13	semi-annually every Oct 20 and Apr 20					
	12	FXTN	PIBD2026A122	12/24/2008		13,645,000		15,045,289	110.26	114.65	14,481,519	15,643,518	1,161,999	10.25	semi-annually every Jul 19 and Jan 19					
	13	FXTN	PIBD2026L139	12/24/2008		6,000,000		5,590,850	93.18	104.84	5,740,891	6,290,606	549,715	8.00	semi-annually every Dec 7 and Jun 7					
	14	FXTN	PIBD2027I140	12/24/2008		3,000,000		2,907,545	96.92	108.29	2,938,686	3,248,629	309,943	8.63	semi-annually every Sep 6 and Mar 6					
	15	FXTN	PIBD2028L151	5/28/2009		19,000,000		20,361,121	107.16	114.64	19,957,042	21,781,677	1,824,635	9.50	semi-annually every Dec 4 and Jun 4					
	16	FXTN	PIBD2030E166	5/27/2010	5/27/2010	59,000,000		59,409,045	100.69	111.10	59,309,712	65,547,627	6,237,915	8.75	semi-annually every Nov 27 and May 27					
	17	FXTN	PIBD2031G171	7/19/2011	7/19/2011	70,000,000		74,774,326	106.82	107.01	72,882,716	74,910,246	2,027,530	8.00	semi-annually every Jul 19 and Jan 19					
	18	FXTN	PIBD2032B183	2/2/2012	2/2/2012	45,000,000		44,857,732	99.68	90.89	44,890,967	40,900,469	(3,990,498)	5.88	semi-annually every Aug 2 and Feb 2					
	19	FXTN	PIBD2525K015	12/24/2008		4,996,000		7,057,023	172.29	150.66	5,873,117	6,170,999	297,882	18.25	semi-annually every Nov 29 and May 29					
	20	FXTN	PIBD2530G029	12/24/2008		10,000,000		13,050,811	130.51	135.88	12,326,759	13,588,067	1,261,308	12.50	semi-annually every Jul 28 and Jan 28					
	21	FXTN	PIBD2531J042	12/24/2008		1,000,000		1,105,401	110.54	116.56	1,080,724	1,165,564	84,840	9.38	semi-annually every Oct 5 and Apr 5					
	22	FXTN	PIBD2532K057	12/24/2008		9,900,000		10,340,070	104.45	109.79	10,245,291	10,869,568	624,277	8.50	semi-annually every Nov 29 and May 29					
	23	FXTN	PIBD2534K062	11/5/2009		8,000,000		8,000,000	100.00	115.68	8,000,000	9,254,200	1,254,200	9.25	semi-annually every Nov 5 and May 5					
	24	FXTN	PIBD2535I071	10/18/2010	9/30/2010	20,000,000		21,116,268	105.58	105.34	20,935,931	21,068,562	132,631	8.00	semi-annually every Sep 30 and Mar 30					
	25	FXTN	PIBD1019B485	1/4/2018		20,000,000		20,814,468	104.07	100.33	20,096,126	20,065,953	(30,171)	7.88	semi-annually every Aug 19 and Feb 19					
	26	FXTN	PIBD0725D618	11/29/2018		5,000,000		4,726,384	94.53	94.85	4,728,816	4,742,700	13,884	5.75	semi-annually every Oct 12 and Apr 12					
	27																			
	28																			
	29																			
	30																			
	31																			
	32																			
	TREASURY BILLS																			
	1	RTB	PIID0320D087	4/11/2017		20,000,000		20,001,531	100.01	97.41	20,000,705	19,482,947	(517,758)	4.25	semi-annually every Oct 11 and Apr 11					
	2	RTB	PIID1021C027	6/5/2014	3/3/2011	10,000,000		11,446,228	114.46	101.33	10,641,828	10,133,322	(508,506)	7.38	semi-annually every Dec 3 and Jun 3					
	3	RTB	PIID1026I057	10/20/2016		10,000,000		9,710,514	97.11	81.76	9,765,633	8,175,783	(1,589,850)	3.50	semi-annually every Dec 20 and Jun 20					
	4																			
		Sub-total				496,069,180		541,172,315			519,652,949	532,404,726	12,751,779							
	FOREIGN ISSUES:																			
	1																			
	2																			
	3																			
	4																			
	5																			
		Sub-total																		
	TOTALS						496,069,180		541,172,315			519,652,949	532,404,726	12,751,779			35,317,899	7,621,142	8,089,392	27,696,756
	TOTAL EDUCATION						1,543,799,180		1,676,670,316			1,621,202,856	1,666,460,570	65,265,716			108,075,678	24,710,493	27,745,796	103,021,588

ANNUAL STATEMENT of Trust Funds for the Year Ended December 31, 2018 of SUN LIFE FINANCIAL PLANS INC.

EDUCATION PLANS

SCHEDULE 2 - Cash on hand and in banks

Name of Trustee Bank	Description	Account/ Certificate Number	DATE		Annual Rate/ Interest	Term/ Period	BALANCE		INTEREST				
			Acquisition/ Placement	Maturity			At Acquisition/ Placement Date	At Closing/ Balance Sheet Date	Collected	Accrued	Accrued	Earned	
									During the Year	Previous Year	Current Year	During the Year	
1	2	3	4	5	6	7	8	9	10	11	12	13	
B A N C O D E O R O N O N - P A R	Deposit in Own Bank												
	Current Accounts:												
	1												
		Sub-total											
		Savings Accounts:											
	1	Deutsche Bank	210-78082-1						195,706				
	2												
		Sub-total							195,706	-	-	-	-
		Time Deposit Accounts:											
	1	PESO TIME DEP. - PS BANK (TX-V	210-78082-1	6/27/2018	2/22/2019	4.25%	240		15,000,000				
	2	PESO TIME DEPOSIT W/ MAYBANK (210-78082-1	12/26/2018	1/3/2019	6.25%	8		11,300,000				
	3												
	4												
	5												
	6												
		Sub-total							26,300,000	812,871	59,607	272,764	1,026,029
		Total Deposits in Own Bank							26,495,706	812,871	59,607	272,764	1,026,029
		Deposit in Other Banks											
		Current Accounts:											
	1												
	2												
	3												
		Sub-total											
		Savings Accounts:											
	1												
	2												
		Sub-total											
		Time Deposit Accounts:											
1													
	Sub-total												
	Total Deposits in Other Banks							-	-	-	-	-	
	GRAND TOTAL							26,495,706	812,871	59,607	272,764	1,026,029	

ANNUAL STATEMENT of Trust Funds for the Year Ended December 31, 2018 of SUN LIFE FINANCIAL PLANS INC.

EDUCATION PLANS

SCHEDULE 2 - Cash on hand and in banks

Name of Trustee Bank	Description	Account/ Certificate Number	DATE		Annual Rate/ Interest	Term/ Period	BALANCE		INTEREST			
			Acquisition/ Placement	Maturity			At Acquisition/ Placement Date	At Closing/ Balance Sheet Date	Collected	Accrued	Accrued	Earned
									During the Year	Previous Year	Current Year	During the Year
1	2	3	4	5	6	7	8	9	10	11	12	13
	Deposit in Own Bank											
	Current Accounts:											
	1											
	2											
	3											
	Sub-total											
	Savings Accounts:											
	1 Banco De Oro	210-78056-1						249,580				
	2											
	3											
	Sub-total							249,580				
	Time Deposit Accounts:											
	1 PESO TIME DEPOSIT W/ MAYBANK (210-78056-1	12/26/2018	1/3/2019	6.25%	8		23,200,000				
	2											
	3											
	4											
	Sub-total							23,200,000				
	Total Deposits in Own Bank							23,449,580				
	Deposit in Other Banks											
	Current Accounts:											
	1											
	Sub-total											
	Savings Accounts:											
	1											
	Sub-total											
	Time Deposit Accounts:											
	1											
	Sub-total											
	Total Deposits in Other Banks											
	GRAND TOTAL							23,449,580	398,947	8,080	16,111	406,978
	GRAND TOTAL EDUCATION PLANS							49,945,286	1,211,818	67,686	288,875	1,433,007

ANNUAL STATEMENT of Trust Funds for the Year Ended December 31, 2018 of Sun Life Financial Plans, Inc.

EDUCATION PLAN

SCHEDULE 3 - Mutual Funds/ UITF

Name of Trustee Bank	Description	Account /Certificate Number	Acquisition Date	Number of Units/Shares Held	Net Asset Value per Unit/Share		Acquisition Cost	Market Value	Unrealized Gain (Loss)
					At Acquisition Date	At Closing/ Balance Sheet Date			
1	2	3	4	5	6	7	8	9	10
	Mutual Funds								
	1								
	2								
	3								
	4								
	5								
	Sub-total								
	Unit Investment Trust Funds								
	1								
	2								
	3								
	4								
	5								
	Sub-total								
	Others								
	1								
	2								
	3								
	4								
	5								
	Sub-total								
	GRAND TOTALS								

NOT APPLICABLE

ANNUAL STATEMENT of Trust Funds for the Year Ended December 31, 2018 of Sun Life Financial Plans, Inc.

EDUCATION PLAN

SCHEDULE 4 - Short Term Investments

Name of Trustee Bank	Investment Type/Description	Account/Certificate Number	DATE		Annual Rate/Interest	Term/Period	BALANCE		INTEREST			
			Acquisition/Placement	Maturity			At Acquisition/Placement Date	At Closing/ Balance Sheet Date	Collected	Accrued	Accrued	Earned
									During the Year	Previous Year	Current Year	During the Year
1	2	3	4	5	6	7	8	9	10	11	12	13
	1 Special Deposit Accounts (BSP)											
	2											
	3											
	4											
	5											
	6											
	7											
	TOTAL											

NOT APPLICABLE

ANNUAL STATEMENT For the Year Ended December 31, 2018 of SUN LIFE FINANCIAL PLANS, INC.

SCHEDULE 5 - CORPORATE BONDS

NAME OF TRUSTEE BANK (1)	Description (Type, Issuer, Serial No.) (2)	Credit Rating of Issuer (3)	Purchased From (4)	DATE		Market Value (7)	Acquisition Cost (8)	INTEREST				
				Acquired (5)	Maturity (6)			Rate (9)	Collected During the Year (10)	Accrued Previous Year (11)	Accrued Current Year (12)	Eamed During the Year (13)
B D O N O N P A R	1			4/27/2018	4/27/2023	4,411,877	5,000,000	5.92%				
	2			10/5/2018	10/5/2023	3,382,791	3,500,000	7.02%				
	3			10/25/2018	1/25/2024	5,076,720	5,200,000	7.51%				
	4			7/7/2016	7/7/2023	8,539,513	9,900,000	3.92%				
	5			42,822	45,379	19,658,661	22,000,000	0				
	6			43,285	45,842	1,477,922	1,620,000	0				
	7			42,670	44,496	20,738,960	22,500,000	0				
	8			42,562	44,388	8,794,978	9,400,000	0				
	9			43,441	44,172	999,412	1,000,000	0				
	10											
	GRAND TOTALS					73,080,834	80,120,000		2,439,982	510,184	678,635	2,608,433
B D O P A R	1			10/25/2018	1/25/2024	3,905,169	4,000,000	7.51%				
	2			7/7/2016	7/7/2023	3,709,081	4,300,000	3.92%				
	3			3/28/2017	3/28/2024	8,935,755	10,000,000	5.35%				
	4			10/27/2016	10/27/2021	9,954,701	10,800,000	4.00%				
	5			42,562	44,388	3,742,544	4,000,000	0				
	6											
	7											
	8											
	9											
	10											
	GRAND TOTALS					30,247,250	33,100,000		1,048,070	231,585	274,973	1,091,458
	TOTALS EDUCATION					103,328,084	113,220,000		3,488,052	741,769	953,608	3,699,891

ANNUAL STATEMENT of Trust Funds for the Year Ended December 31, 2018 of Sun Life Financial Plans, Inc.

EDUCATION PLAN

SCHEDULE 6 - Mortgage loans

Name of Trustee Bank	Name and Address of Mortgagor (1)	Description of Property (TCT/CCT No.; Location; Area) (2)	Record of Mortgage: (Registry No.; Entry No.; City/Prov.; Amt of Notation) (3)	Market Value of Land Mortgaged (4)	Sound Value of Building (5)	Term of Loan		Amount of Original Loan (8)	P R I N C I P A L				I N T E R E S T					
						Date Given (6)	Date Due (7)		Amount Unpaid Dec.31 Prev Yr (9)	Loaned During the Year (10)	Paid During the Year (11)	Amount Unpaid Dec.31 Current Yr (12)	Annual Rate (13)	Collected During the Year (14)	Accrued Previous Year (15)	Accrued Current Year (16)	Earned During the Year (17)	
1																		
2																		
3																		
4																		
5																		
6																		
7																		
8																		
9																		
10																		
11																		
12																		
13																		
14																		
15																		
16																		
17																		
18																		
19																		
20																		
TOTALS																		

NOT APPLICABLE

ANNUAL STATEMENT of Trust Funds for the Year Ended December 31, 2018 of Sun Life Financial Plans, Inc.

EDUCATION PLAN

SCHEDULE 7 - Planholders' Loans

Name of Trustee Bank	Term of Loan		Contract Number	Amount of Insurance	Amount of Original Loan	PRINCIPAL					INTEREST				
	Date of Loan	Date of Maturity				Amount Unpaid Dec.31 Prev Yr	Loaned During the Year	Paid During the Year	Amount Unpaid Dec.31 Current Yr	Annual Rate	Collected During the Year	Accrued Previous Year	Accrued Current Year	Earned During the Year	
	(1)	(2)				(3)	(4)	(5)	(6)	(7)	(8)	(9)	(10)	(11)	(12)
1															
2															
3															
4															
5															
6															
7															
8															
9															
10															
11															
12															
13															
14															
15															
16															
17															
18															
19															
20															
21															
22															
23															
24															
25															
	TOTAL														

NOT APPLICABLE

ANNUAL STATEMENT For the Year Ended December 31, 2018 of SUN LIFE FINANCIAL PLANS, INC.

SCHEDULE 8 - STOCKS

NAME OF TRUSTEE BANK (1)	DESCRIPTION (2)	Certificate Number (3)	Date Acquired (4)	How Acquired (5)	Where Kept (6)	Number of Shares (7)	Par Value (8)	Rate Used to Obtain MV (9)	Market Value (10)	Acquisition Cost (11)	DIVIDEND						
											Rate for the last 3 years preceding Current Year			Collected during the Year (15)	Accrued Previous Year (16)	Accrued Current Year (17)	Earned During the Year (18)
											2015 (12)	2014 (13)	2013 (14)				
	Common Shares:																
	1 ABOITIZ EQUITY VENTURES					36,950		55	2,032,250	2,734,300							
	2 ABOITIZ POWER CORP.					58,110		35	2,039,661	2,395,717							
	3 AYALA CORP.					9,570		900	8,613,000	9,502,998							
	4 AYALA LAND					371,760		41	15,093,456	16,281,941							
	5 BANK OF THE PHILIPPINE ISLANDS					41,784		94	3,927,696	4,002,228							
	6 BDO UNIBANK INC.					61,908		131	8,097,566	9,940,431							
	7 DMCI HOLDINGS					219,250		13	2,802,015	3,048,814							
	8 FIRST GEN CORPORATION					46,940		20	937,861	797,980							
	9 GLOBE TELECOMS INC					1,280		1,900	2,432,000	2,432,000							
	10 GT CAPITAL HOLDINGS INC.					4,573		975	4,458,675	5,391,000							
	11 INTL CONTAINER					57,750		100	5,775,000	5,828,152							
	12 JG SUMMIT HOLDINGS INC.					72,130		56	4,017,641	5,112,726							
	13 JOLLIBEE FOODS CORP					15,970		292	4,660,046	4,119,293							
	14 MANILA ELECTRIC COMPANY					5,730		380	2,177,400	1,882,878							
	15 MEGAWORLD CORPORATION					953,430		5	4,528,793	4,884,823							
	16 METRO PACIFIC INVESTMENT CORP					536,220		5	2,488,061	3,673,107							
	17 METROPOLITAN BANK & TRUST COMP					64,447		81	5,216,985	6,120,270							
	18 PETRON					179,800		8	1,386,258	1,648,766							
	19 PLDT					1,350		1,125	1,518,750	1,986,308							
	20 PUREGOLD PRICE CLUB INC.					87,310		43	3,754,330	4,216,895							
	21 ROBINSON'S LAND					112,561		20	2,268,104	2,294,635							
	22 SECURITY BANK CORPORATION					9,240		155	1,432,200	2,319,530							
	23 SEMIRARA MINING CORP					154,050		23	3,550,853	5,645,858							
	24 SM INVESTMENTS CORP					16,530		918	15,166,275	16,251,017							
	25 SM PRIME HOLDINGS					315,910		36	11,309,578	11,762,027							
	26 UNIVERSAL ROBINA					16,650		127	2,114,550	2,514,150							
	27																
	28																
	29																
	30																
	31																
	32																
	33																
	34																
	Preferred Shares:																
	1 DOUBLEDRAGON PROP CORP PREF					43,790		99	4,326,451	4,672,393							
	2 GT CAPITAL PREF SERIES A - FVT					5,600		900	5,040,000	5,768,000							
	3																
	4																
	5																
	TOTALS								131,165,455	147,234,237			2,973,980	202,025	168,847	2,940,802	

ANNUAL STATEMENT of Trust Funds for the Year Ended December 31, 2018 of Sun Life Financial Plans, Inc.

EDUCATION PLAN

SCHEDULE 9 - Real Estate

Name of Trustee Bank	CT/CCT Number.; City/Province	Area & Description of Lot / Building	Name of Vendor	Date Acquired	Estimated Life of Building	Actual Cost	Accumulated Depreciation Building	Net Book Value	Market Value per Appraisal	Recorded Value	RENTAL INCOME				Encumbrance (if Any)
											Collected During the Year	Accrued Previous Year	Accrued Current Year	Earned During the Year	
1	2	3	4	5	6	7	8	9	10	11	12	13	14	15	16
Occupied by the Company:															
		Lot													
		Building													
		Sub-total													
Investment Properties															
		Lot													
		Building													
		Sub-total													
		GRAND TOTALS													

NOT APPLICABLE

ANNUAL STATEMENT of Trust Funds for the Year Ended December 31, 2018 of Sun Life Financial Plans, Inc.

EDUCATION PLAN

SCHEDULE 10 - Other Investments

Name of Trustee Bank	Description	Certificate No./ Serial No.	Date Acquired	Date of Placement	Date of Maturity	Number of Shares/Units	Value per Share		Acquisition Cost (including transaction fees)	Book Value at Balance Sheet Date	Market Value	Unrealized Gain (Loss) 13 = (12-11)	INTEREST						
							At Acquisition Date	At Closing/Balance Sheet Date					Annual	How	Collected	Accrued	Accrued	Earned	
													Rate	Paid *	During the Year	Previous Year	Current Year	During the Year	
1	2	3	4	5	6	7	8	9	10	11	12	13 = (12-11)	14	15	16	17	18	19	
	Preferred Shares:																		
	1																		
	2																		
	3																		
	Real Estate Investment Trust:																		
	1																		
	2																		
	3																		
	Tier 2 Notes:																		
	1																		
	2																		
	3																		
	Service Assets:																		
	1																		
	2																		
	3																		
	TOTAL																		
	<i>*Indicate whether annually, semi-monthly, quarterly or monthly.</i>																		

NOT APPLICABLE

ANNUAL STATEMENT of Trust Funds for the Year Ended December 31, 2018 of SUN LIFE FINANCIAL PLANS INC.

EDUCATION PLANS

SCHEDULE 11- Accrued Investment Income

Name of Trustee Bank	Kind of Investment	Collected	Accrued Investment Income		Unearned Investment Income		Earned
		During the Year	Current Year	Previous Year	Current Year	Previous Year	During the Year (2-3+4+5-6)
1	2	3	4	5	6	7	8
O B R O N C O N - D E P A R T M E N T	1 Interest on Government Securities	72,757,779	19,656,404	17,089,351			75,324,832
	2 Income on Corporate Bonds	2,439,982	678,635	510,184			2,608,433
	3 Dividends on Stocks	2,973,980	168,847	202,025			2,940,802
	4 Income on Real Estate						
	5 Interest on Mortgage Loans						
	6 Interest on Planholders' Loans						
	7 Income on Short Term Investments						
	8 Income on Other Investments						
	9 Interest on Bank Deposits	812,872	272,764	59,607			1,026,029
	Others:						
	10						
	11						
12							
	TOTAL	78,984,613	20,776,650	17,861,167	-	-	81,900,096
B A N C O P A R T M E N T	1 Interest on Government Securities	27,228,506	8,089,392	7,621,142			27,696,756
	2 Income on Corporate Bonds	1,048,070	274,973	231,585			1,091,458
	3 Dividends on Stocks	1,471,700	81,211	97,284			1,455,627
	4 Income on Real Estate						
	5 Interest on Mortgage Loans						
	6 Interest on Planholders' Loans						
	7 Income on Short Term Investments						
	8 Income on Other Investments						
	9 Interest on Bank Deposits	398,947	16,111	8,080			406,978
	Others:						
	10						
	11						
12							
	TOTAL	30,147,223	8,461,687	7,958,091	-	-	30,650,819
	TOTAL	109,131,836	29,238,337	25,819,258	-	-	112,550,915

ANNUAL STATEMENT of Trust Funds for the Year Ended December 31, 2018 of Sun Life Financial Plans, Inc.

EDUCATION PLAN

SCHEDULE 12 - Other Assets

Name of Trustee 1	Particulars 2	Nature of Account 3	Balance	Balance of	Remarks 6
			Previous Year 4	Current Year 5	
De Oro	1 Due from brokers		1,191,995	-	
			1,191,995	-	
Banco De Oro Par	1 Due from brokers		517,078	-	
			517,078	-	
		TOTAL	1,709,073	-	
<i>*To be Itemized in detail.</i>					

ANNUAL STATEMENT of Trust Funds for the Year Ended December 31, 2018 of Sun Life Financial Plans, Inc.

EDUCATION PLAN

SCHEDULE 13 - Accrued Trust Fees

Name of Trustee Bank 1	Particulars 2	Nature of Account 3	Balance	Balance of	Remarks 6
			Previous Year 4	Current Year 5	
Banco De Oro Non-Par	1	Accrued trust fee payable	370,679	353,049	
			370,679	353,049	
Banco De Oro Par	1	Accrued trust fee payable	179,116	165,049	
			179,116	165,049	
	TOTAL		549,794	518,098	

ANNUAL STATEMENT of Trust Funds for the Year Ended December 31, 2018 of Sun Life Financial Plans, Inc.

EDUCATION PLAN

SCHEDULE 14 - Accrued Taxes

Name of Trustee Bank 1	Particulars 2	Nature of Account 3	Balance Previous Year 4	Balance of Current Year 5	Remarks 6
	1				
	2				
	3				
	4				
	5				
	6				
	7				
	TOTAL				

NOT APPLICABLE

ANNUAL STATEMENT of Trust Funds for the Year Ended December 31, 2018 of Sun Life Financial Plans, Inc.

EDUCATION PLAN

SCHEDULE 15 - Other Liabilities

Name of Trustee Bank 1	Particulars 2	Nature of Account 3	Balance	Balance of	Remarks 6
			Previous Year 4	Current Year 5	
Banco De Oro Non-Par	1	Accrued other expense payable	1,299	1,093	
			1,299	1,093	
Banco De Oro Par	1	Accrued other expense payable	629	524	
			629	524	
		TOTAL	1,928	1,617	

ANNUAL STATEMENT of Trust Funds for the Year Ended December 31, 2018 of Sun Life Financial Plans, Inc.

EDUCATION PLAN

SCHEDULE 16 Retained Earnings

Name of Trustee Bank		Retained Earnings, Beginning	Realized Income	Unrealized Income	Prior Period Adjustments	Retained Earnings, End
1		2	3	4	5	6
Banco De Oro Non-Par	1	900,740,561	59,588,673			960,329,234
	2					
Banco De Oro	3	325,781,749	19,834,111			345,615,860
	4					
	5					
	6					
	7					
TOTAL		1,226,522,310	79,422,784	-	-	1,305,945,094


ANNUAL STATEMENT OF TRUST FUND FOR THE YEAR ENDED DECEMBER 31, 2018 OF
SUN LIFE FINANCIAL PLANS, INC.
EDUCATION PLAN

REPUBLIC OF THE PHILIPPINES
MAKATI, METRO MANILA S.S

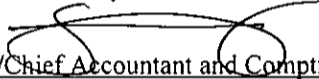
Alexander S. Narciso, President ; Maria Sachiko A. Pang, Chief Actuary; Sherwin S. Sampang Treasurer, and Chief Accountant & Comptroller of the Company being duly sworn, each for herself/himself deposes and says that they are herein described officers of the said company, and that on the 31st day of December last, all herein described assets were the absolute properties of the said company, free and clear from any liens or claims thereon, except as herein stated, and that the foregoing statement, with the schedules and explanations therein contained, annexed or referred to are full and correct statement of all the Assets, Liabilities, Income and Expenses, and of the condition and affairs of the said company on the said thirty-first day of December last, and for the year ended on that date, according to the best of their information, knowledge and belief, respectively.



President



Chief Actuary




Treasurer/Chief Accountant and Comptroller

Corporate Residence Certificate No. 00129291
issued at Taguig City
on January 07, 2019
Passport No. EC4560877/ SSS No. 33-1810926-3/ Passport
No. P9427178A issued at Manila/ Makati / Manila on
07/01/2015; N/A; 11/06/2018

Subscribed and sworn to before me this 24 day of APR, 2019

Doc No. 361
Page No. 71
Book No. 107
Series of 2019


ATTY. JOSHUA P. LAPUZ
Notary Public Makati City
Until Dec. 31, 2019
Appointment No. M-82-(2016-2019)
PTR No. 7333096 / Jan. 3, 2019 / Makati
IBP Lifetime No. 04897 Roll No. 45790
MCLE Compliance No. V-0019692
101 Urban Ave. Campos Rueda Bldg.
Brgy. Pio Del Pilar, Makati City