

COVER SHEET

for
AUDITED FINANCIAL STATEMENTS

CLIENT'S COPY

SEC Registration Number

A	2	0	0	2	0	2	0	6	1
---	---	---	---	---	---	---	---	---	---

Company Name

S	U	N	L	I	F	E	P	R	O	S	P	E	R	I	T	Y	D	O	L	L	A	R		
A	B	U	N	D	A	N	C	E	F	U	N	D	,	I	N	C	.							

Principal Office (No./Street/Barangay/City/Town)Province)

S	U	N	L	I	F	E	C	E	N	T	R	E	,	S	T	H	A	V	E	.					
C	O	R	N	E	R	R	I	Z	A	L	D	R	I	V	E	,	B	O	N	I	F	A	C	I	O
G	L	O	B	A	L	C	I	T	Y	,	T	A	G	U	I	G	C	I	T	Y					

Form Type	Department requiring the report	Secondary License Type, If Applicable												
<table border="1" style="width: 100%; text-align: center;"> <tr> <td>A</td><td>A</td><td>F</td><td>S</td> </tr> </table>	A	A	F	S	<table border="1" style="width: 100%; text-align: center;"> <tr> <td></td><td></td><td></td><td></td> </tr> </table>					<table border="1" style="width: 100%; text-align: center;"> <tr> <td></td><td></td><td></td><td></td> </tr> </table>				
A	A	F	S											

COMPANY INFORMATION

<p style="text-align: center;">Company's Email Address</p> <div style="border: 1px solid black; padding: 2px; text-align: center;">www.sunlife.com</div>	<p style="text-align: center;">Company's Telephone Number/s</p> <div style="border: 1px solid black; padding: 2px; text-align: center;">(632) 555-8888</div>	<p style="text-align: center;">Mobile Number</p> <div style="border: 1px solid black; padding: 2px; text-align: center;">N/A</div>
<p style="text-align: center;">No. of Stockholders</p> <div style="border: 1px solid black; padding: 2px; text-align: center;">1,035</div>	<p style="text-align: center;">Annual Meeting Month/Day</p> <div style="border: 1px solid black; padding: 2px; text-align: center;">Every Fourth Monday of June</div>	<p style="text-align: center;">Fiscal Year Month/Day</p> <div style="border: 1px solid black; padding: 2px; text-align: center;">12/31</div>

CONTACT PERSON INFORMATION

The designated contact person **MUST** be an Officer of the Corporation

<p style="text-align: center;">Name of Contact Person</p> <div style="border: 1px solid black; padding: 2px; text-align: center;">CANDY S. ESTEBAN</div>	<p style="text-align: center;">Email Address</p> <div style="border: 1px solid black; padding: 2px; text-align: center;">Candy.Esteban@sunlife.com</div>	<p style="text-align: center;">Telephone Number/s</p> <div style="border: 1px solid black; padding: 2px; text-align: center;">555-8888</div>	<p style="text-align: center;">Mobile Number</p> <div style="border: 1px solid black; padding: 2px; text-align: center;">N/A</div>
--	--	--	--

Contact Person's Address

5F SUN LIFE CENTRE, 5TH AVE. CORNER RIZAL DRIVE, BONIFACIO GLOBAL CITY, TAGUIG CITY

Note 1: In case of death, resignation or cessation of office of the officer designated as contact person, such incident shall be reported to the Commission within thirty (30) calendar days from the occurrence thereof with information and complete contact details of the new contact person designated.

2: All Boxes must be properly and completely filled-up. Failure to do so shall cause the delay in updating the corporation's records with the Commission and/or non-receipt of Notice of Deficiencies. Further, non-receipt of Notice of Deficiencies shall not excuse the corporation from liability for its deficiencies.



**STATEMENT OF MANAGEMENT'S RESPONSIBILITY
FOR FINANCIAL STATEMENTS**

The Management of Sun Life Prosperity Dollar Abundance Fund, Inc. (the "Company") is responsible for the preparation and fair presentation of the financial statements, including the schedules attached therein, as at December 31, 2018 and 2017 and for the years ended December 31, 2018, 2017 and 2016, in accordance with the Philippine Financial Reporting Standards, and for such internal control as Management determines is necessary to enable the preparation of financial statements that are free from material misstatement, whether due to fraud or error.

In preparing the financial statements, Management is responsible for assessing the Company's ability to continue as a going concern, disclosing, as applicable matters related to going concern and using the going concern basis of accounting unless Management either intends to liquidate the Company or to cease operations, or has no realistic alternative but to do so.

Those charged with governance are responsible for overseeing the Company's financial reporting process.

Those charged with governance review and approve the financial statements including the schedules attached therein, and submits the same to the stockholders.

Navarro Amper & Co., the independent auditors appointed by the stockholders, has audited the financial statements of the Company in accordance with Philippine Standards on Auditing, and in its report to the stockholders, has expressed its opinion on the fairness of presentation upon completion of such audit.

Benedicto C. Sison

Benedicto C. Sison, Chairman of the Board

Maria Josefina A. Castillo

Maria Josefina A. Castillo, President

Candy S. Esteban

Candy S. Esteban, Treasurer


Signed this 12th day of March 2019

MAR 12 2019


Subscribed and sworn to before me this ___ day of _____ 2019 at
MAKATI CITY, affiants exhibiting to me competent evidence of identity, as follows:

Name	Government ID	Date/Place of Issue
Benedicto C. Sison	Passport No. P2684321A	04-11-17/DFA-Manila
Maria Josefina A. Castillo	Passport No. P2050182A	02-28-17/DFA-Manila
Candy S. Esteban	Driver's License N02-95-277891	05-03-2018/Quezon City

Doc. No. 459
Page No. 99
Book No. 807
Series of 2019



APR 13 2019



INDEPENDENT AUDITORS' REPORT

To the Board of Directors and Stockholders
SUN LIFE PROSPERITY DOLLAR ABUNDANCE FUND, INC.
(An Open-end Investment Company)
Sun Life Centre, 5th Avenue corner Rizal Drive
Bonifacio Global City, Taguig City

Report on the Audit of the Financial Statements

Opinion

We have audited the financial statements of Sun Life Prosperity Dollar Abundance Fund, Inc. (the "Company") which comprise the statements of financial position as at December 31, 2018 and 2017, and the statements of comprehensive income, statements of changes in equity and statements of cash flows for the years ended December 31, 2018, 2017 and 2016 and notes to the financial statements, including a summary of significant accounting policies.

In our opinion, the accompanying financial statements present fairly, in all material respects, the financial position of the Company as at December 31, 2018 and 2017, and its financial performance and its cash flows for the years ended December 31, 2018, 2017 and 2016 in accordance with Philippine Financial Reporting Standards (PFRS).

Basis for Opinion

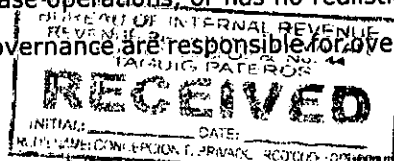
We conducted our audits in accordance with Philippine Standards on Auditing (PSA). Our responsibilities under those standards are further described in the *Auditors' Responsibilities for the Audit of the Financial Statements* section of our report. We are independent of the Company in accordance with the Code of Ethics for Professional Accountants in the Philippines (Code of Ethics) together with the ethical requirements that are relevant to our audit of the financial statements in the Philippines, and we have fulfilled our other ethical responsibilities in accordance with these requirements and the Code of Ethics. We believe that the audit evidence we have obtained is sufficient and appropriate to provide a basis for our opinion.

Responsibilities of Management and Those Charged with Governance for the Financial Statements

Management is responsible for the preparation and fair presentation of these financial statements in accordance with PFRS, and for such internal control as Management determines is necessary to enable the preparation of financial statements that are free from material misstatement, whether due to fraud or error.

In preparing the financial statements, Management is responsible for assessing the Company's ability to continue as a going concern, disclosing, as applicable, matters related to going concern and using the going concern basis of accounting unless management either intends to liquidate the Company or to cease operations, or has no realistic alternative but to do so.

Those charged with governance are responsible for overseeing the Company's financial reporting process.




Auditors' Responsibilities for the Audit of the Financial Statements

Our objectives are to obtain reasonable assurance about whether the financial statements as a whole are free from material misstatement, whether due to fraud or error, and to issue an auditors' report that includes our opinion. Reasonable assurance is a high level of assurance, but is not a guarantee that an audit conducted in accordance with PSA will always detect a material misstatement when it exists. Misstatements can arise from fraud or error and are considered material if, individually or in the aggregate, they could reasonably be expected to influence the economic decisions of users taken on the basis of financial statements.

As part of an audit in accordance with PSA, we exercise professional judgment and maintain professional skepticism throughout the audit. We also:

- Identify and assess the risks of material misstatement of the financial statements, whether due to fraud or error, design and perform audit procedures responsive to those risks, and obtain audit evidence that is sufficient and appropriate to provide a basis for our opinion. The risk of not detecting a material misstatement resulting from fraud is higher than for one resulting from error, as fraud may involve collusion, forgery, intentional omissions, misrepresentations, or the override of internal control.
- Obtain an understanding of internal control relevant to the audit in order to design audit procedures that are appropriate in the circumstances, but not for the purpose of expressing an opinion on the effectiveness of the Company's internal control.
- Evaluate the appropriateness of accounting policies used and the reasonableness of accounting estimates and related disclosures made by Management.
- Conclude on the appropriateness of Management's use of the going concern basis of accounting and, based on the audit evidence obtained, whether a material uncertainty exists related to events or conditions that may cast significant doubt on the Company's ability to continue as a going concern. If we conclude that a material uncertainty exists, we are required to draw attention in our auditors' report to the related disclosures in the financial statements or, if such disclosures are inadequate, to modify our opinion. Our conclusions are based on the audit evidence obtained up to the date of our auditors' report. However, future events or conditions may cause the Company to cease to continue as a going concern.
- Evaluate the overall presentation, structure and content of the financial statements, including the disclosures, and whether the financial statements represent the underlying transactions and events in a manner that achieves fair presentation.

We communicate with those charged with governance regarding, among other matters, the planned scope and timing of the audit and significant audit findings, including any significant deficiencies in internal control that we identify during our audits.



APR 13 2019



Report on Other Legal and Regulatory Requirements

Report on the Supplementary Information Required by the Bureau of Internal Revenue

Our audits were conducted for the purpose of forming an opinion on the basic financial statements taken as a whole. The supplementary information in Note 21 to the financial statements is presented for purposes of filing with the Bureau of Internal Revenue and is not a required part of the basic financial statements. Such supplementary information is the responsibility of Management and has been subjected to the auditing procedures applied in our audits of the basic financial statements. In our opinion, the supplementary information is fairly stated in all material respects in relation to the basic financial statements taken as a whole.

Navarro Amper & Co.

BOA Registration No. 0004, valid from November 12, 2018 to July 16, 2021

SEC Accreditation No. 0001-FR-5, issued on January 15, 2019; effective until January 14, 2022, Group A
TIN 005299331

By:



Avis B. Manlapaz

Partner

CPA License No. 0074249

SEC A.N. 1669-A, issued on March 13, 2018; effective until March 12, 2021, Group A


TIN 120964002

BIR A.N. 08-002552-8-2016, issued on October 4, 2016; effective until October 4, 2019


PTR No. A-4255734, issued January 10, 2019, Taguig City

Taguig City, Philippines

March 12, 2019



SUN LIFE PROSPERITY DOLLAR ABUNDANCE FUND, INC.
(An Open-end Investment Company)




STATEMENTS OF FINANCIAL POSITION
(In US Dollars)

December 31

	Notes	2018	2017
ASSETS			
Current Assets			
Cash and cash equivalents	6	\$ 1,994,804	\$ 309,830
Financial assets at fair value through profit or loss	8	8,000,803	13,019,972
Accrued interest receivable	7	103,295	211,118
Other current assets		140	31,982
		\$10,099,042	\$13,572,902
LIABILITIES AND EQUITY			
Current Liabilities			
Accrued expenses and other payables	9	\$ 3,435	\$ 109,097
Income tax payable		1,162	78
Payable to fund manager	10	14,783	20,946
Total Current Liabilities		19,380	130,121
Equity			
Share capital	11	135,309	135,309
Additional paid-in capital	12	17,679,599	17,685,494
Retained earnings		1,978,098	2,555,353
		19,793,006	20,376,156
Treasury shares	11	(9,713,344)	(6,933,375)
Total Equity		10,079,662	13,442,781
		\$10,099,042	\$13,572,902
Net Asset Value Per Share	13	\$ 2.8721	\$ 3.0128

See Notes to Financial Statements.



APR 13 2019

SUN LIFE PROSPERITY DOLLAR ABUNDANCE FUND, INC.

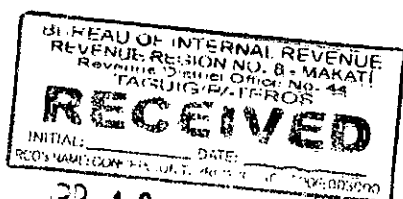
(An Open-end Investment Company)

STATEMENTS OF COMPREHENSIVE INCOME

(In US Dollars)

		For the Years Ended December 31		
	Notes	2018	2017	2016
Investment Income - net				
Interest income	14	\$459,586	\$ 786,230	\$ 820,278
Net realized gains (losses) on investments	8	(445,588)	(187,450)	709,269
Others		286	3,883	-
		14,284	602,663	1,529,547
Operating Expenses				
Management fees	10	206,037	303,019	319,034
Directors' fees	10	4,395	3,358	4,313
Custodianship fees		3,469	4,613	4,839
Taxes and licenses		3,253	2,010	2,472
Professional fees		2,194	2,123	2,221
Printing and supplies		1,479	555	2,073
Others		3,450	4,633	3,569
		224,277	320,311	338,521
Profit (Loss) Before Net Unrealized Gains				
(Losses) on Investments		(209,993)	282,352	1,191,026
Net Unrealized Gains (Losses) on Investments	8	(365,728)	397,623	(943,198)
Profit (Loss) Before Tax				
Income Tax Expense	17	1,534	556	168
Total Comprehensive Income for the Year				
		(\$577,255)	\$679,419	\$ 247,660
Basic and Diluted Earnings (Loss) per Share				
	15	(\$ 0.15)	\$ 0.12	\$ 0.04

See Notes to Financial Statements.



SUN LIFE PROSPERITY DOLLAR ABUNDANCE FUND, INC.

(An Open-end Investment Company)


STATEMENTS OF CHANGES IN EQUITY

(In US Dollars)

For the Years Ended December 31

	Notes	Share Capital	Additional Paid-in Capital	Retained Earnings	Treasury Shares	Total
Balance, January 1, 2016	11, 12	\$135,309	\$17,464,287	\$1,628,274	(\$2,815,125)	\$16,412,745
Total comprehensive income for the year		-	-	247,660	-	247,660
Transactions with owners:						
Reissuance of treasury shares during the year	11	-	227,112	-	2,875,544	3,102,656
Acquisition of treasury shares during the year	11	-	-	-	(2,349,516)	(2,349,516)
Total transactions with owners		-	227,112	-	526,028	753,140
Balance, December 31, 2016	11, 12	135,309	17,691,399	1,875,934	(2,289,097)	17,413,545
Total comprehensive income for the year		-	-	679,419	-	679,419
Transactions with owners:						
Reissuance of treasury shares during the year	11	-	(5,905)	-	924,830	918,925
Acquisition of treasury shares during the year	11	-	-	-	(5,569,108)	(5,569,108)
Total transactions with owners		-	(5,905)	-	(4,644,278)	(4,650,183)
Balance, December 31, 2017	11, 12	135,309	17,685,494	2,555,353	(6,933,375)	13,442,781
Total comprehensive income for the year		-	-	(577,255)	-	(577,255)
Transactions with owners:						
Reissuance of treasury shares during the year	11	-	(5,895)	-	202,591	196,696
Acquisition of treasury shares during the year	11	-	-	-	(2,982,560)	(2,982,560)
Total transactions with owners		-	(5,895)	-	(2,779,969)	(2,785,864)
Balance, December 31, 2018	11, 12	\$135,309	\$17,679,599	\$1,978,098	(\$9,713,344)	\$10,079,662

See Notes to Financial Statements.



SUN LIFE PROSPERITY DOLLAR ABUNDANCE FUND, INC.


(An Open-end Investment Company)

STATEMENTS OF CASH FLOWS

(In US Dollars)

		For the Years Ended December 31		
	Notes	2018	2017	2016
Cash Flows from Operating Activities				
Profit (Loss) before tax		(\$ 575,721)	\$ 679,975	\$ 247,828
Adjustments for:				
Net realized (gains) losses on investments	8	445,588	187,450	(709,269)
Net unrealized (gain) losses on investments	8	365,728	(397,623)	943,198
Interest income	14	(459,586)	(786,230)	(820,278)
Operating cash flows before working capital changes		(223,991)	(316,428)	(338,521)
Decrease (Increase) in other current assets		31,842	(31,982)	-
Increase (Decrease) in:				
Payable to fund manager		(6,163)	(9,613)	4,450
Accrued expenses and other payables		(105,662)	101,523	466
Cash used in operations		(303,974)	(256,500)	(333,605)
Acquisition of financial assets at fair value through profit or loss		(30,440,402)	(182,920,319)	(105,751,634)
Proceeds from disposals and maturities of financial assets at fair value through profit or loss		34,648,255	186,912,391	103,654,146
Interest received		567,409	822,042	823,962
Income taxes paid		(450)	(570)	(76)
Net cash generated from (used in) operating activities		4,470,838	4,557,044	(1,607,207)
Cash Flows from Financing Activities				
Proceeds from reissuance of treasury shares	11	196,696	918,925	3,102,656
Payments on acquisition of treasury shares	11	(2,982,560)	(5,569,108)	(2,349,516)
Net cash generated from (used in) financing activities		(2,785,864)	(4,650,183)	753,140
Net Increase (Decrease) in Cash and cash equivalents		1,684,974	(93,139)	(854,067)
Cash and cash equivalents, Beginning		309,830	402,969	1,257,036
Cash and cash equivalents, End		\$ 1,994,804	\$ 309,830	\$ 402,969

See Notes to Financial Statements.



SUN LIFE PROSPERITY DOLLAR ABUNDANCE FUND, INC.

(An Open-end Investment Company)

NOTES TO FINANCIAL STATEMENTS

**AS AT DECEMBER 31, 2018 AND 2017 AND FOR THE YEARS ENDED
DECEMBER 31, 2018, 2017 and 2016**

(In US Dollars)

1. CORPORATE INFORMATION

Sun Life Prosperity Dollar Abundance Fund, Inc. (the "Company") was incorporated and registered with the Philippine Securities and Exchange Commission (SEC) on November 3, 2004 and started commercial operations on March 1, 2005. The Company is a registered open-end investment company under the Investment Company Act (Republic Act "R.A." No. 2629) and the Securities Regulation Code (R.A. No. 8799), formerly known as the Revised Securities Act (B.P. No. 178). It is engaged in the sale of redeemable shares and is designed to generate total long-term returns consisting of current income and capital growth in United States Dollars through investments in foreign-currency denominated fixed-income investments issued by the Philippines, United States and other foreign governments and by Philippine and foreign corporations, common stocks and related securities, such as preferred stock, convertible securities, depository receipts issued by Philippine and foreign corporations and US-dollar denominated deposits. As an open-end investment company, its shares are redeemable anytime based on the Net Asset Value Per Share (NAVPS) at the time of redemption.

The Company appointed Sun Life Asset Management Company, Inc. (SLAMCI), an investment management company incorporated in the Philippines and a wholly-owned subsidiary of Sun Life of Canada (Philippines), Inc. (SLOCPI), as its fund manager, adviser, administrator, distributor and transfer agent and provider of management, distribution and all required operational services, as disclosed in Note 10.

The Company's registered office address and principal place of business is at Sun Life Centre, 5th Avenue corner Rizal Drive, Bonifacio Global City, Taguig City.

2. FINANCIAL REPORTING FRAMEWORK AND BASIS OF PREPARATION AND PRESENTATION

Statement of Compliance

The financial statements of the Company have been prepared in accordance with Philippine Financial Reporting Standards (PFRS), which include all applicable PFRS, Philippine Accounting Standards (PAS) and interpretations issued by the International Financial Reporting Interpretations Committee (IFRIC), Philippine Interpretations Committee (PIC) and Standing Interpretations Committee (SIC) as approved by the Financial Reporting Standards Council (FRSC) and the Board of Accountancy (BOA), and adopted by the SEC.

Basis of Preparation and Presentation

The financial statements of the Company have been prepared on the historical cost basis, except for certain financial instruments measured at fair value and certain financial instruments carried at amortized cost.

Historical cost is generally based on the fair value of the consideration given in exchange for goods and services.

Functional Currency

These financial statements are presented in United States dollar (USD), the currency of the primary economic environment in which the Company operates. All amounts are recorded to the nearest dollar, except when otherwise indicated.

3. **ADOPTION OF NEW AND REVISED ACCOUNTING STANDARDS**

Adoption of New and Revised Accounting Standards Effective in 2018

The new and revised accounting standards and interpretations that have been published by the International Accounting Standards Board (IASB) and approved by the FRSC in the Philippines were adopted by the Company as at December 31, 2018 and were assessed to be applicable to the Company's financial statements, are as follows:

PFRS 9, Financial Instruments (2014)

The Company has applied PFRS 9 Financial Instruments (2014) and the related consequential amendments to other PFRS Standards.

The Company has elected to apply the modified retrospective restatement. Consequently, the Company did not restate comparatives in respect of the classification and measurement of financial instruments, impairment of financial assets and general hedge accounting.

Additionally, the Company adopted consequential amendments to PFRS 7, *Financial Instruments: Disclosures* that were applied to the disclosures for 2018.

PFRS 9 introduced new requirements for:

- a) classification and measurement of financial assets and financial liabilities;
- b) impairment of financial assets; and
- c) general hedge accounting.

(a) Classification and measurement of financial assets and financial liabilities

All recognized financial assets that are within the scope of PFRS 9 are required to be measured subsequently at amortized cost or fair value on the basis of the entity's business model for managing the financial assets and the contractual cash flow characteristics of the financial assets.

Specifically:

- debt instruments that are held within a business model whose objective is to collect the contractual cash flows and that have contractual cash flows that are solely payments of principal and interest (SPPI) on the principal amount outstanding, are measured subsequently at amortized cost;
- debt instruments that are held within a business model whose objective is both to collect the contractual cash flows and to sell the debt instruments, and that have contractual cash flows that are solely payments of principal and interest on the principal amount outstanding, are measured subsequently at fair value through other comprehensive income (FVTOCI);
- all other debt investments and equity investments are measured subsequently at fair value through profit or loss (FVTPL).

Despite the foregoing, the Company may make the following irrevocable election/designation at initial recognition of a financial asset:

- the Company may irrevocably elect to present subsequent changes in fair value of an equity investment that is neither held for trading nor contingent consideration recognized by an acquirer in a business combination in other comprehensive income; and
- the Company may irrevocably designate a debt investment that meets the amortized cost or FVTOCI criteria as measured at FVTPL if doing so eliminates or significantly reduces an accounting mismatch.

This standard also contains requirements for the classification and measurement of financial liabilities and derecognition requirements. Specifically, PFRS 9 requires that changes in the fair value of the financial liability attributable to changes in the credit risk of that liability be presented in other comprehensive income (OCI), unless the recognition of the effects of changes in the liability's credit risk in OCI would create or enlarge an accounting mismatch in profit or loss. Changes in fair value attributable to a financial liability's credit risk are not subsequently reclassified to profit or loss, but are instead transferred to retained earnings when the financial liability is derecognized.

There were no changes to the classification and measurement of financial liabilities, as the new requirements affect the accounting for financial liabilities that are designated at FVTPL and the Company does not have any such liabilities. The derecognition rules have been transferred from PAS 39 *Financial Instruments: Recognition and Measurement* and have not been changed.

The measurement category and the carrying amounts of financial assets and liabilities in accordance with PAS 39 and PFRS 9 at January 1, 2018 are as follows:

Financial assets	PAS 39		PFRS 9	
	Measurement category	Carrying amounts	Measurement category	Carrying amounts
Cash and cash equivalents	Amortized cost (loans and receivables)	\$ 309,830	Amortized cost (loans and receivables)	\$ 309,830
Financial assets at FVTPL				
<i>Held for trading</i>				
Investments in fixed income securities	FVTPL	\$ 13,019,972	FVTPL	\$ 13,019,972
Other financial assets				
Accrued interest receivable	Amortized cost (loans and receivables)	\$ 211,118	Amortized cost (loans and receivables)	\$ 211,118

The Company's financial assets measurement category under PAS 39 as at December 31, 2017 has the same measurement category under PFRS 9. Accordingly, the carrying amount of the financial assets were unchanged as to previous measurement category. Hence, there was no adjustment made in the beginning balance of the retained earnings upon transition to PFRS 9 from PAS 39.

(b) Impairment of financial assets

The impairment model under this standard reflects expected credit losses (ECL), as opposed to incurred credit losses under PAS 39. Under the impairment approach of this standard, it is no longer necessary for a credit event to have occurred before credit losses are recognized. Instead, an entity always accounts for ECL and changes in those expected credit losses. The amount of ECL should be updated at each reporting date to reflect changes in credit risk since initial recognition.

In particular, PFRS 9 requires the Company to measure the loss allowance for a financial instrument at an amount equal to the lifetime ECL if the credit risk on that financial instrument has increased significantly since initial recognition, or if the financial instrument is a purchased or originated credit-impaired financial asset. However, if the credit risk on a financial instrument has not increased significantly since initial recognition (except for a purchased or originated credit-impaired financial asset), the Company is required to measure the loss allowance for that financial instrument at an amount equal to 12-months ECL. IFRS 9 also requires a simplified approach for measuring the loss allowance at an amount equal to lifetime ECL for trade receivables, contract assets and lease receivables in certain circumstances.

No loss allowance is to be remeasured upon transition to PFRS 9 from PAS 39 since the financial assets measured at amortized cost do not indicate any possibility of impairment or default of payment. The Company's procedure in the assessment of the impairment allowance was disclosed in Note 4.

(c) General hedge accounting

The new general hedge accounting requirements retain the three types of hedge accounting. However, greater flexibility has been introduced to the types of transactions eligible for hedge accounting, specifically broadening the types of instruments that qualify for hedging instruments and the types of risk components of non-financial items that are eligible for hedge accounting. In addition, the effectiveness test has been replaced with the principle of an 'economic relationship'. Retrospective assessment of hedge effectiveness is also no longer required. Enhanced disclosure requirements about the Company's risk management activities have also been introduced.

The new hedge accounting rules did not have an impact to the Company as there are currently no qualifying transactions.

PFRS 15, Revenue from Contracts with Customers

The standard combines, enhances, and replaces specific guidance on recognizing revenue with single standard. An entity will recognize revenue to depict the transfer of promised goods or services to customers in an amount that reflects the consideration to which the entity expects to be entitled in exchange for those goods or services.

It defines a new five-step model to recognize revenue from customer contracts:

- Identify the contract(s) with a customer
- Identify the performance obligations in the contract
- Determine the transaction price
- Allocate the transaction price to the performance obligations in the contract
- Recognize revenue when (or as) the entity satisfies a performance obligation.

Application of this standard will depend on the facts and circumstances present in a contract with a customer and will require the exercise of judgment.

The adoption of the standard did not have a significant impact on the Company's financial statements since the Company's revenue is earned from interest income, realized gains or losses and fair value gains or losses as disclosed in Note 4 which do not arise from contract with customers.

Amendments to PFRS 15, Clarifications to PFRS 15

The amendments in the standard address three topics namely identifying performance obligations, principal versus agent considerations, and licensing and provide some transition relief for modified contracts and completed contracts.

- Added a clarification that the objective of the assessment of a promise to transfer goods or services to a customer is to determine whether the nature of the promise, within the context of the contract, is to transfer each of those goods or services individually or, instead, to transfer a combined item or items to which the promised goods or services are inputs.
- Clarification on how to assess control in determining whether a party providing goods or services is a principal or an agent.
- Clarification on when an entity's activities significantly affect the intellectual property by amending the application guidance.

The adoption of the standard did not have a significant impact on the Company's financial statements since the Company's revenue is earned from interest income, realized gains or losses and fair value gains or losses as disclosed in Note 4 which do not arise from contract from customers.

Philippine Interpretation IFRIC 22, Foreign Currency Transactions and Advance Consideration

The interpretation covers foreign currency transactions when an entity recognizes a non-monetary asset or non-monetary liability arising from the payment or receipt of advance consideration before the entity recognizes the related asset, expense or income. It does not apply when an entity measures the related asset, expense or income on initial recognition at the fair value of the consideration received or paid at a date other than the date of initial recognition of the non-monetary asset or non-monetary liability.

The interpretation did not have a significant impact on the Company's financial statements. This is because the Company already accounts for the transactions involving the payment or receipt of advance consideration in a foreign currency in a way that is consistent with the interpretation.

New Accounting Standards Effective after the Reporting Period Ended December 31, 2018

The Company will adopt the following standards when these become effective:

PFRS 16, Leases

This standard specifies how a PFRS reporter will recognize, measure, present and disclose leases. It provides a single lessee accounting model, requiring lessees to recognize assets and liabilities for all leases unless the lease term is 12 months or less or the underlying asset has a low value.

A contract is, or contains, a lease if it conveys the right to control the use of an identified asset for a period of time in exchange for consideration. Control is conveyed where the customer has both the right to direct the identified asset's use and to obtain substantially all the economic benefits from that use. An asset is typically identified by being explicitly specified in a contract, but an asset can also be identified by being implicitly specified at the time it is made available for use by the customer.

Lessors continue to classify leases as operating or finance, with PFRS 16's approach to lessor accounting substantially unchanged from its predecessor, PAS 17.

The standard is effective for annual reporting periods beginning on or after January 1, 2019.

The future adoption of the standard will have no significant impact on the Company's financial statements as the Company does not have any existing lease contract, or contains a lease.

Amendment to PFRS 9, Prepayment Features with Negative Compensation

The amendments include:

Changes regarding symmetric prepayment options

Under the current PFRS 9 requirements, the SPPI condition is not met if the lender has to make a settlement payment in the event of termination by the borrower (also referred to as early repayment gain).

Prepayment Features with Negative Compensation amends the existing requirements in PFRS 9 regarding termination rights in order to allow measurement at amortized cost (or, depending on the business model, at FVTOCI) even in the case of negative compensation payments.

Under the amendments, the sign of the prepayment amount is not relevant, i.e. depending on the interest rate prevailing at the time of termination, a payment may also be made in favor of the contracting party effecting the early repayment. The calculation of this compensation payment must be the same for both the case of an early repayment penalty and the case of an early repayment gain.

The future adoption of the amendments will have no effect on the Company's financial statements as the Company does not have financial instruments with prepayment features with negative compensation.

Clarification regarding the modification of financial liabilities

The amendments also contain a clarification regarding the accounting for a modification or exchange of a financial liability measured at amortized cost that does not result in the derecognition of the financial liability. The IASB clarifies that an entity recognizes any adjustment to the amortized cost of the financial liability arising from a modification or exchange in profit or loss at the date of the modification or exchange. A retrospective change of the accounting treatment may therefore become necessary if in the past the effective interest rate was adjusted and not the amortized cost amount.

The amendments are effective for periods beginning on or after January 1, 2019. Earlier application is permitted.

The future adoption of the amendments will have no significant impact on the Company's financial statements as the Company does not have modification of financial liabilities transaction.

PAS 28, Long-term Interests in Associates and Joint Ventures

The amendments are:

Clarification that an entity applies PFRS 9 including its impairment requirements, to long-term interests in an associate or joint venture that form part of the net investment in the associate or joint venture but to which the equity method is not applied.

The amendments are effective for periods beginning on or after January 1, 2019. Earlier application is permitted.

The future adoption of the amendments will have no impact on the Company's financial statements as the Company does not have any long-term interest in associates and in joint ventures.

New Accounting Standards Effective After the Reporting Period Ended December 31, 2018 - Adopted by FRSC but pending for approval by BOA

The Company will adopt the following standards when these become effective.

Philippine Interpretation IFRIC 23, Uncertainty over Income Tax Treatments

This interpretation applies in determining the taxable profit (tax loss), tax bases, unused tax losses, unused tax credits and tax rates, when there is uncertainty over income tax treatments under PAS 12, *Income Taxes*.

An entity has to consider whether it is probable that the relevant authority will accept each tax treatment, or group of tax treatments, that it used or plans to use in its income tax filing.

- If the entity concludes that it is probable that a particular tax treatment is accepted, the entity has to determine taxable profit (tax loss), tax bases, unused tax losses, unused tax credits or tax rates consistently with the tax treatment included in its income tax filings.
- If the entity concludes that it is not probable that a particular tax treatment is accepted, the entity has to use the most likely amount or the expected value of the tax treatment when determining taxable profit (tax loss), tax bases, unused tax losses, unused tax credits and tax rates. The decision should be based on which method provides better predictions of the resolution of the uncertainty.

An entity has to reassess its judgments and estimates if facts and circumstances change.

The interpretation is effective for annual reporting periods beginning on or after January 1, 2019. Earlier application is permitted.

The Company is still evaluating the impact of the new accounting standards on the Company's determination of taxable profit/loss, unused tax credit and tax rate.

Amendments to PAS 19, Plan Amendment, Curtailment or Settlement

The amendments in Plan Amendment, Curtailment or Settlement are:

- If a plan amendment, curtailment or settlement occurs, it is now mandatory that the current service cost and the net interest for the period after the remeasurement are determined using the assumptions used for the remeasurement.
- In addition, amendments have been included to clarify the effect of a plan amendment, curtailment or settlement on the requirements regarding the asset ceiling.

The amendments are effective for periods beginning on or after January 1, 2019. Earlier application is permitted.

The future adoption of the amendments will have no effect on the Company's financial

statements as the Company has no existing employees.

Annual Improvements to PFRSs 2015-2017 Cycle

Amendments to PFRS 3 and PFRS 11, Previously held interest in a joint operation

The amendments to PFRS 3 clarify that when an entity obtains control of a business that is a joint operation, it remeasures previously held interests in that business. The amendments to PFRS 11 clarify that when an entity obtains joint control of a business that is a joint operation, the entity does not remeasure previously held interests in that business.

Amendments to PAS 12, Income tax consequences of payments on financial instruments classified as equity

The amendments clarify that the requirements in the former paragraph 52B (to recognize the income tax consequences of dividends where the transactions or events that generated distributable profits are recognized) apply to all income tax consequences of dividends by moving the paragraph away from paragraph 52A that only deals with situations where there are different tax rates for distributed and undistributed profits.

Amendments to PAS 23, Borrowing costs eligible for capitalization

The amendments clarify that if any specific borrowing remains outstanding after the related asset is ready for its intended use or sale, that borrowing becomes part of the funds that an entity borrows generally when calculating the capitalization rate on general borrowings.

The amendments are effective for periods beginning on or after January 1, 2019. Earlier application is permitted.

The future adoption of the amendments will have no effect on the Company's financial statements as the Company has no interest in a joint operation, financial instruments classified as equity and borrowing cost transactions.

PFRS 17, Insurance Contracts

PFRS 17 establishes the principles for the recognition, measurement, presentation and disclosure of insurance contracts within the scope of the standard. The objective of PFRS 17 is to ensure that an entity provides relevant information that faithfully represents those contracts. This information gives a basis for users of financial statements to assess the effect that insurance contracts have on the entity's financial position, financial performance and cash flows.

The key principles in PFRS 17 are that an entity:

- identifies as insurance contracts those contracts under which the entity accepts significant insurance risk from another party (the policyholder) by agreeing to compensate the policyholder if a specified uncertain future event (the insured event) adversely affects the policyholder;
- separates specified embedded derivatives, distinct investment components and distinct performance obligations from the insurance contracts;
- divides the contracts into groups that it will recognize and measure;
- recognizes and measures groups of insurance contracts at:
 - i. a risk-adjusted present value of the future cash flows (the fulfilment cash flows) that incorporates all of the available information about the fulfilment cash flows in a way that is consistent with observable market information; plus (if this value is a liability) or minus (if this value is an asset)
 - ii. an amount representing the unearned profit in the group of contracts (the contractual service margin);
- recognizes the profit from a group of insurance contracts over the period the entity provides insurance cover, and as the entity is released from risk. If a group of contracts is or becomes loss-making, an entity recognizes the loss immediately;
- presents separately insurance revenue (that excludes the receipt of any investment

component), insurance service expenses (that excludes the repayment of any investment components) and insurance finance income or expenses; and

- discloses information to enable users of financial statements to assess the effect that contracts within the scope of PFRS 17 have on the financial position, financial performance and cash flows of an entity.

PFRS 17 includes an optional simplified measurement approach, or premium allocation approach, for simpler insurance contracts.

The standard is effective for periods beginning on or after January 1, 2021. Earlier application is permitted.

The future adoption of the standard will have no effect on the Company's financial statements as the Company does not issue insurance contracts.

Amendments to PAS 1 and PAS 8, *Definition of Material*

The amendments relate to a revised definition of 'material':

Information is material if omitting, misstating or obscuring it could reasonably be expected to influence decisions that the primary users of general purpose financial statements make on the basis of those financial statements, which provide financial information about a specific reporting entity.

Three new aspects of the new definition include (i) obscuring; (ii) could reasonably be expected to influence; and (iii) primary users.

The amendments stress especially five ways material information can be obscured:

- if the language regarding a material item, transaction or other event is vague or unclear;
- if information regarding a material item, transaction or other event is scattered in different places in the financial statements;
- if dissimilar items, transactions or other events are inappropriately aggregated;
- if similar items, transactions or other events are inappropriately disaggregated; and
- if material information is hidden by immaterial information to the extent that it becomes unclear what information is material.

The amendments are effective for periods beginning on or after January 1, 2020. Earlier application is permitted.

The Company will continue its assessment and will finalize the same upon the effectivity of this standard.

Amendments to PFRS 3, *Definition of Business*

The amendments are to:

- clarify that to be considered a business, an acquired set of activities and assets must include, at a minimum, an input and a substantive process that together significantly contribute to the ability to create outputs;
- narrow the definitions of a business and of outputs by focusing on goods and services provided to customers and by removing the reference to an ability to reduce costs;
- add guidance and illustrative examples to help entities assess whether a substantive process has been acquired;
- remove the assessment of whether market participants are capable of replacing any missing inputs or processes and continuing to produce outputs; and
- add an optional concentration test that permits a simplified assessment of whether an acquired set of activities and assets is not a business.

The amendments are effective for business combinations for which the acquisition date is on or after the beginning of the first annual reporting period beginning on or after January 1, 2020 and to asset acquisitions that occur on or after the beginning of that period.

The Company will continue its assessment and will finalize the same upon the effectivity of this standard.

4. SIGNIFICANT ACCOUNTING POLICIES

Accounting policies applied from January 1, 2018 for financial instruments

Financial Assets

Initial recognition and measurement

Financial assets and financial liabilities are recognized when the entity becomes a party to the contractual provisions of the instrument. Regular way purchases and sales of financial assets are recognized on trade-date, the date on which the Company commits to purchase or sell the asset.

At initial recognition, the Company measures a financial asset or financial liability at its fair value plus or minus, in the case of a financial asset or financial liability not at FVTPL transaction costs that are incremental and directly attributable to the acquisition or issue of the financial asset or financial liability. Transaction costs of financial assets and financial liabilities carried at FVTPL.

Classification and subsequent measurement

From January 1, 2018, the Company has applied PFRS 9 and classifies its financial assets in the following measurement categories:

- FVTPL; and
- FVTOCI, and
- amortized cost.

As at December 31, 2018, the Company does not have financial assets classified at FVTOCI.

Classification of financial assets will be driven by the entity's business model for managing the financial assets and the contractual cash flows of the financial assets. A financial asset is to be measured at amortized cost if: a) the objective of the business model is to hold the financial asset for the collection of the contractual cash flows; and b) the contractual cash flows under the instrument SPPI.

All other debt and equity instruments, including investments in complex debt instruments and equity investments, must be recognized at fair value.

All fair value movements on financial assets are taken through the statement of comprehensive income, except for equity investments that are not held for trading, which may be recorded in the statement of comprehensive income or in reserves (without subsequent recycling to profit or loss).

For financial liabilities that are measured under the fair value option, entities will need to recognize the part of the fair value change that is due to changes in their own credit risk in OCI rather than profit or loss.

Debt instruments

Subsequent measurement of debt instruments depends on the Company's business model for managing the asset and the cash flow characteristics of the asset. There are two measurement categories into which the Company classifies its debt instruments:

- Amortized cost. Assets that are held for collection of contractual cash flows where those cash flows represent SPPI are measured at amortized cost. A gain or loss on a debt investment that is subsequently measured at amortized cost and is not part of a hedging relationship is recognized in profit or loss when the asset is derecognized or impaired. Interest income from these financial assets is included in finance income using the effective interest rate method.
- FVTPL. Assets that do not meet the criteria for amortized cost are measured at FVTPL. A gain or loss on a debt investment that is subsequently measured at FVTPL and is not part of a hedging relationship is recognized in profit or loss and presented net in the statement of comprehensive income within other gains (losses) in the period in which it arises. Interest income from these financial assets is included in finance income.

The business model reflects how the Company manages the assets in order to generate cash flows. That is, whether the Company's objective is solely to collect the contractual cash flows from the assets or to collect both the contractual cash flows and cash flows arising from the sale of assets. If neither of these is applicable, then the financial assets are classified as part of 'other' business model and measured at FVTPL. Factors considered by the Company in determining the business model for a group of assets include past experience on how the cash flows for these assets were collected, how the asset's performance is evaluated and reported to key management personnel, how risks are assessed and managed and how managers are compensated.

Where the business model is to hold assets to collect contractual cash flows or to collect contractual cash flows and sell, the Company assesses whether the financial instruments' cash flows represent SPPI test. In making this assessment, the Company considers whether the contractual cash flows are consistent with a basic lending arrangement i.e. interest includes only consideration for the time value of money, credit risk, other basic lending risks and a profit margin that is consistent with a basic lending arrangement. Where the contractual terms introduce exposure to risk or volatility that are inconsistent with a basic lending arrangement, the related financial asset is classified and measured at FVTPL.

Amortized cost and effective interest method

The effective interest method is a method of calculating the amortized cost of a financial asset and of allocating interest income over the relevant period.

For financial instruments other than POCI financial assets, the effective interest rate is the rate that exactly discounts estimated future cash receipts (including all fees and points paid or received that form an integral part of the effective interest rate, transaction costs and other premiums or discounts) excluding ECL, through the expected life of the debt instrument, or, where appropriate, a shorter period, to the gross carrying amount of the debt instrument on initial recognition.

The amortized cost of a financial asset is the amount at which the financial asset is measured at initial recognition minus the principal repayments, plus the cumulative amortization using the effective interest method of any difference between that initial amount and the maturity amount, adjusted for any loss allowance. On the other hand, the gross carrying amount of a financial asset is the amortized cost of a financial asset before adjusting for any loss allowance.

Interest income is recognized using the effective interest method for debt instruments measured subsequently at amortized cost. For financial instruments other than FVTOCI financial assets, interest income is calculated by applying the effective interest rate to the gross carrying amount of a financial asset, except for financial assets that have subsequently become credit-impaired. For financial assets that have subsequently become credit-impaired, interest income is recognized by applying the effective interest rate to the amortized cost of the financial asset. If, in subsequent reporting periods, the credit risk on the credit-impaired financial instrument improves so that the financial asset is no longer credit-impaired, interest income is recognized by applying the effective interest rate to the gross carrying amount of the financial asset.

Equity instruments

Equity instruments are instruments that meet the definition of equity from the issuer's perspective, that is, instruments that do not contain a contractual obligation to pay and that evidence a residual interest in the issuer's net assets.

The Company subsequently measures all equity investments at FVTPL, except where the Company's management has elected, at initial recognition, to irrevocably designate an equity instrument at FVTOCI. The Company's policy is to designate equity investments as FVTOCI when those investments are held for the purposes other than to generate investment returns. When the election is used, fair value gains and losses are recognized in OCI and are not subsequently reclassified to profit or loss, including disposal. Impairment losses (and reversal of impairment losses) are not reported separately from other changes in fair value. Dividends, when representing a return on such investments, continue to be recognized in profit or loss as other income when the Company's right to receive payment is established.

Changes in the fair value of financial assets at FVTPL are recognized in net realized gains (losses) on investments in the statement of comprehensive income as applicable. Impairment losses (and reversal of impairment losses) on equity investments measured at FVTOCI are not reported separately from other changes in fair value.

As at January 1, 2018 and December 31, 2017, the Company does not have financial assets at FVTOCI.

Impairment of financial assets

The Company recognizes a loss allowance for ECL on investments in debt instruments that are measured at amortized cost. The amount of ECL is updated at each reporting date to reflect changes in credit risk since initial recognition of the respective financial instrument.

With the exception of POCI financial assets, ECLs are required to be measured through a loss allowance at an amount equal to:

- 12-month ECL, i.e. lifetime ECL that result from those default events on the financial instrument that are possible within 12 months after the reporting date, (referred to as Stage 1); or
- full lifetime ECL, i.e. lifetime ECL that result from all possible default events over the life of the financial instrument, (referred to as Stage 2 and Stage 3).

A loss allowance for full lifetime ECL is required for a financial instrument if the credit risk on that financial instrument has increased significantly since initial recognition. For all other financial instruments, ECLs are measured at an amount equal to the 12-month ECL.

ECLs are a probability-weighted estimate of the present value of credit losses. These are measured as the present value of the difference between the cash flows due to the Company under the contract and the cash flows that the Company expects to receive arising from the weighting of multiple future economic scenarios, discounted at the asset's effective interest rate.

The Company measures ECL on an individual basis, or on a collective basis for portfolios of loans that share similar economic risk characteristics. The measurement of the loss allowance is based on the present value of the asset's expected cash flows using the asset's original effective interest rate, regardless of whether it is measured on an individual basis or a collective basis.

The Company recognizes lifetime ECL when there has been a significant increase in credit risk since initial recognition. If, on the other hand, the credit risk on the financial instrument has not increased significantly since initial recognition, the Company measures the loss allowance for that financial instrument at an amount equal to 12 month ECL. The assessment of whether lifetime ECL should be recognized is based on significant increases in the likelihood or risk of a default occurring since initial recognition instead of on evidence of a financial asset being credit-impaired at the reporting date or an actual default occurring.

Lifetime ECL represents the ECL that will result from all possible default events over the expected life of a financial instrument. In contrast, 12 month ECL represents the portion of lifetime ECL that is expected to result from default events on a financial instrument that are possible within 12 months after the reporting date.

Default

Critical to the determination of ECL is the definition of default. The definition of default is used in measuring the amount of ECL and in the determination of whether the loss allowance is based on 12-month or lifetime ECL, as default is a component of the probability of default (PD) which affects both the measurement of ECLs and the identification of a significant increase in credit risk.

The Company considers the following as constituting an event of default:

- the borrower is past due more than 1 day on any material credit obligation to the Company; or
- the borrower is unlikely to pay its credit obligations to the Company in full.

When assessing if the borrower is unlikely to pay its credit obligation, the Company takes into account both qualitative and quantitative indicators. The information assessed depends on the type of the asset, for example in corporate lending a qualitative indicator used is the breach of covenants, which is not relevant for retail lending. Quantitative indicators, such as overdue status and non-payment on another obligation of the same counterparty are key inputs in this analysis. The Company uses a variety of sources of information to assess default which are either developed internally or obtained from external sources.

Significant increase in credit risk

The Company monitors all financial assets that are subject to the impairment requirements to assess whether there has been a significant increase in credit risk since initial recognition. If there has been a significant increase in credit risk the Company will measure the loss allowance based on lifetime rather than 12-month ECL.

The Company opted to use the practical expedient for financial assets with low credit risk in assessing the ECL since the financial assets of the Company pertain to cash and cash equivalents, due from brokers and accrued interest receivable, which meet the following requirements:

- it has a low risk of default;
- the borrower is considered, in the short term, to have a strong capacity to meet its obligations; and
- the Company expects, in the longer term, that adverse changes in economic and business conditions might, but will not necessarily, reduce the ability of the borrower to fulfil its obligations.

Derecognition

The Company derecognizes a financial asset only when the contractual rights to the asset's cash flows expire or when the financial asset and substantially all the risks and rewards of ownership of the asset are transferred to another entity. If the Company neither transfers nor retains substantially all the risks and rewards of ownership and continues to control the transferred asset, the Company recognizes its retained interest in the asset and an associated liability for amounts it may have to pay. If the Company retains substantially all the risks and rewards of ownership of a transferred financial asset, the Company continues to recognize the financial asset and also recognizes a collateralized borrowing for the proceeds received.

On derecognition of a financial asset in its entirety, the difference between the asset's carrying amount and the sum of the consideration received and receivable and the cumulative gain (loss) that had been recognized in OCI and accumulated in equity is recognized in profit or loss, with the exception of equity investment designated as measured at FVTOCI, where the cumulative gain (loss) previously recognized in OCI is not subsequently reclassified to profit or loss.

Financial Liabilities

A financial liability is a contractual obligation to deliver cash or another financial asset or to exchange financial assets or financial liabilities with another entity under conditions that are potentially unfavorable to the Company or a contract that will or may be settled in the Company's own equity instruments and is a non-derivative contract for which the Company is or may be obliged to deliver a variable number of its own equity instruments, or a derivative contract over own equity that will or may be settled other than by the exchange of a fixed amount of cash or another financial asset for a fixed number of the Company's own equity instruments.

Financial liabilities are classified as either financial liabilities at FVTPL or other financial liabilities.

Other financial liabilities

Other financial liabilities are initially measured at fair value, net of transaction costs. Other financial liabilities are subsequently measured at amortized cost using the effective interest method.

The effective interest method is a method of calculating the amortized cost of a financial liability and of allocating interest expense over the relevant period. The effective interest rate is the rate that exactly discounts estimated future cash payments through the expected life of the financial liability, or, where appropriate, a shorter period, to the net carrying amount on initial recognition.

The Company's financial liabilities classified under this category include accrued expenses and other payables and payable to fund manager.

Offsetting financial instruments

Financial assets and liabilities are offset and the net amount reported in the statements of financial position when there is a legally enforceable right to offset the recognized amounts and there is an intention to settle on a net basis or realize the asset and settle the liability simultaneously.

A right to offset must be available today rather than being contingent on a future event and must be exercisable by any of the counterparties, both in the normal course of business and in the event of default, insolvency or bankruptcy.

Derecognition of financial liabilities

The Company derecognizes financial liabilities when, and only when, the Company's obligations are discharged, cancelled or have expired. The difference between the carrying amount of the financial liability derecognized and the consideration paid and payable is recognized in profit or loss.

Accounting Policies applied before January 1, 2018 for financial instruments

The Company has applied PFRS 9 retrospectively, but has elected not to restate comparative information. As a result, the comparative information provided continues to be accounted for in accordance with the Company's previous accounting policy.

Financial Assets

Initial recognition

Financial assets are recognized in the Company's financial statements when the Company becomes a party to the contractual provisions of the instrument. Financial assets are recognized initially at fair value. Transaction costs are included in the initial measurement of all financial assets, except for investments classified at FVTPL. All regular way purchases or sales of financial assets are recognized and derecognized on a trade date basis. Regular way purchases or sales are purchases or sales of financial assets that require delivery of assets within the time frame established by regulation or convention in the marketplace.

Classification and subsequent measurement

Financial assets are classified into the following specified categories: financial assets at FVTPL, HTM investments, available-for-sale (AFS) financial assets and loans and receivables. The classification depends on the nature and purpose of the financial assets and is determined at the time of initial recognition.

The Company's financial assets as at December 31, 2017 consist of financial assets at FVTPL and loans and receivables.

Financial assets at FVTPL

The Company classifies financial assets at FVTPL when the financial asset is either held-for-trading or designated as such upon initial recognition.

A financial asset is classified as held-for-trading if:

- it has been acquired principally for the purpose of selling in the near future; or
- on initial recognition, it is a part of an identified portfolio of financial instruments that the Company manages together and has a recent actual pattern of short-term profit-taking; or
- it is a derivative that is not designated and effective as a hedging instrument.

A financial asset other than a financial asset held-for-trading may be designated as at FVTPL upon initial recognition if:

- such designation eliminates or significantly reduces a measurement or recognition inconsistency that would otherwise arise; or
- the financial asset forms part of a group of financial assets or financial liabilities or both, which is managed and its performance is evaluated on a fair value basis, in accordance with the Company's documented risk management or investment strategy, and information about the grouping is provided internally on that basis; or
- it forms part of a contract containing one or more embedded derivatives, and it is permitted that the entire combined contract to be designated as at FVTPL.

Financial assets at FVTPL are stated at fair value, with any resulting gain or loss recognized in profit or loss.

The Company's financial assets classified under this category include investments in mutual funds, investments in fixed-income securities and special savings deposits. Fair value is determined in the manner described in Note 16.

Loans and receivables

Loans and receivables are non-derivative financial assets with fixed or determinable payments that are not quoted in an active market. After initial recognition, loans and receivables are subsequently measured at amortized cost using the effective interest method, less any impairment and are included in current assets, except for maturities greater than 12 months after the end of the reporting period.

The effective interest method is a method of calculating the amortized cost of a debt instrument and of allocating interest income over the relevant period. The effective interest rate is the rate that exactly discounts estimated future cash receipts through the expected life of the debt instrument or, when appropriate, a shorter period, to the net carrying amount on initial recognition.

Interest income is recognized by applying the effective interest rate, except for short-term receivables when the effect of net discounting is immaterial.

The Company's financial assets classified under this category include cash and cash equivalents and accrued interest receivable.

Impairment of Financial Assets

Financial assets, other than those at FVTPL, are assessed for indicators of impairment at the end of each reporting period. Financial assets are considered to be impaired when there is objective evidence that, as a result of one or more events that occurred after

the initial recognition of the financial asset, the estimated future cash flows of the investment have been affected.

Objective evidence of impairment

For certain categories of financial asset, such as trade receivables, assets that are assessed not to be impaired individually are, in addition, assessed for impairment on a collective basis. Objective evidence of impairment for a portfolio of receivables could include the Company's past experience of collecting payments, an increase in the number of delayed payments in the portfolio past the average credit period as well as observable changes in national or local economic conditions that correlate with default on receivables.

Financial assets carried at amortized cost

For financial assets carried at amortized cost, the amount of the impairment loss is measured as the difference between the asset's carrying amount and the present value of estimated future cash flows, discounted at the financial asset's original effective interest rate, i.e., the effective interest rate computed at initial recognition.

For financial assets that are carried at cost, the amount of the impairment loss is measured as the difference between the asset's carrying amount and the present value of the estimated future cash flows discounted at the current market of return for a similar financial asset. Such impairment loss will not be reversed in subsequent periods.

The carrying amount of financial assets carried at amortized cost is reduced directly by the impairment loss with the exception of trade receivables, wherein the carrying amount is reduced through the use of an allowance account. When trade receivables are considered uncollectible, these are written off against the allowance account. Subsequent recoveries of amounts previously written off are credited against the allowance account. Changes in the carrying amount of the allowance account are recognized in profit or loss.

In a subsequent period, if the amount of the impairment loss decreases and the decrease can be related objectively to an event occurring after the impairment was recognized, the previously recognized impairment loss shall be reversed. The reversal shall not result in a carrying amount of the financial asset that exceeds what the amortized cost would have been had the impairment not been recognized at the date the impairment is reversed. The amount of the reversal shall be recognized in profit or loss.

Derecognition of financial assets

The Company derecognizes financial assets when the contractual rights to the cash flows from the asset expire, or when it transfers the financial asset and substantially all the risk and rewards of ownership of the asset to another party. If the Company neither transfers nor retains substantially all the risks and rewards of ownership and continues to control the transferred asset, the Company recognizes its retained interest in the asset and an associated liability for amounts it may have to pay. If the Company retains substantially all the risk and rewards of ownership of a transferred financial asset, the Company continues to recognize the financial asset and also recognizes a collateralized borrowing for the proceeds received.

On derecognition of financial asset in its entirety, the difference between the asset's carrying amount and the sum of the consideration received and receivable and the cumulative gain or loss that had been recognized in OCI and accumulated in equity is recognized in profit or loss

Financial Liabilities and Equity Instruments

Classification as debt or equity

Debt and equity instruments are classified as either financial liabilities or as equity in accordance with the substance of the contractual arrangements and the definitions of a financial liability and equity instrument.

Financial liabilities

Initial recognition

Financial liabilities are recognized in the Company's financial statements when the Company becomes a party to the contractual provisions of the instrument. Financial liabilities are initially recognized at fair value. Transaction costs are included in the initial measurement of the Company's financial liabilities, except for debt instruments classified as at FVTPL.

Financial liabilities are classified as either financial liabilities as at FVTPL or other financial liabilities.

Subsequent measurement

Since the Company does not have financial liabilities classified at FVTPL, all financial liabilities are subsequently measured at amortized cost using the effective interest method, with interest expense recognized on an effective yield basis.

The Company's financial liabilities classified under this category include payable to fund manager and accrued expenses and other payables.

Offsetting financial instruments

Financial assets and liabilities are offset and the net amount reported in the statements of financial position when there is a legally enforceable right to offset the recognized amounts and there is an intention to settle on a net basis or realize the asset and settle the liability simultaneously.

A right to offset must be available today rather than being contingent on a future event and must be exercisable by any of the counterparties, both in the normal course of business and in the event of default, insolvency or bankruptcy.

Derecognition

Financial liabilities are derecognized by the Company when the obligation under the liability is discharged, cancelled or has expired. The difference between the carrying amount of the financial liability derecognized and the consideration paid and payable is recognized in profit or loss.

Equity instruments

An equity instrument is any contract that evidences a residual interest in the assets of the Company after deducting all of its liabilities. Equity instruments issued by the Company are recognized at the proceeds received, net of direct issue costs.

Share capital

Share capital consisting of ordinary shares is classified as equity. Incremental costs directly attributable to the issue of new shares or options are shown in equity as a deduction from the proceeds, net of tax. Any excess of proceeds from issuance of shares over its par value is recognized as additional paid-in capital.

Retained earnings

Retained earnings represent accumulated profit attributable to equity holders of the Company after deducting dividends declared. Retained earnings may also include effect of changes in accounting policy as may be required by the standard's transitional provisions.

Deficit

Deficit represents accumulated losses incurred by the Company. Deficit may also include effect of changes in accounting policy as may be required by the standard's transitional provisions

Repurchase, disposal and reissuance of share capital (treasury shares)

When share capital recognized as equity is repurchased, the amount of the consideration paid, which includes directly attributable cost, net of any tax effects, is recognized as a reduction from equity. Repurchased shares are classified as treasury shares and are presented in the reserve for own share account. When treasury shares are sold or reissued subsequently, the amount received is recognized as increase in equity, and the resulting surplus or deficit on the transaction is presented as additional paid-in capital.

Revenue Recognition

Income is recognized to the extent that it is probable that the economic benefits will flow to the Company and the revenue can be measured reliably. Income is measured at the fair value of the consideration received or receivable and represents amounts receivable for services provided in the normal course of business.

Interest income

Interest income from a financial asset is recognized when it is probable that the economic benefits will flow to the Company and the amount of income can be measured reliably. Interest income is accrued on a time proportion basis, by reference to the principal outstanding and at the effective interest rate applicable, which is the rate that exactly discounts estimated future cash receipts through the expected life of the financial asset to that asset's net carrying amount.

Realized gains or losses

Gains or losses arising on the disposal of investments are determined as the difference between the sales proceeds and the carrying amount of the investments and are recognized in profit or loss.

Fair value gains or losses

Gains or losses arising from changes in fair values of investments are disclosed under the policy on financial assets.

Other income

Other income is income generated outside the normal course of business and is recognized when it is probable that the economic benefits will flow to the Company and it can be measured reliably.

Expense Recognition

Expenses are recognized in profit or loss when a decrease in future economic benefit related to a decrease in an asset or an increase in a liability has arisen that can be measured reliably. Expenses are recognized in profit or loss on the basis of: (i) a direct association between the costs incurred and the earning of specific items of income; (ii) systematic and rational allocation procedures when economic benefits are expected to arise over several accounting periods and the association with income can only be broadly or indirectly determined; or, (iii) immediately when an expenditure produces no future economic benefits or when, and to the extent that, future economic benefits do not qualify, or cease to qualify, for recognition in the statements of financial position as an asset.

Expenses in the statements of comprehensive income are presented using the function of expense method. Investment expenses are transaction costs incurred in the purchase and sale of investments. Operating expenses are costs attributable to administrative and other business expenses of the Company including management fees and custodianship fees.

Fair Value

Fair value is the price that would be received to sell an asset or paid to transfer a liability in an orderly transaction between market participants at the measurement date, regardless of whether that price is directly observable or estimated using another valuation technique. In estimating the fair value of an asset or a liability, the Company takes into account the characteristics of the asset or liability if market participants would take those characteristics into account when pricing the asset or liability at the measurement date. Fair value for measurement and/or disclosure purposes in these financial statements is determined in such basis.

In addition, for financial reporting purposes, fair value measurements are categorized into Levels 1, 2 or 3 based on the degree to which the inputs to the fair value measurements are observable and the significance of the inputs to the fair value measurement in its entirety, which are described as follows:

- Level 1 inputs are quoted prices (unadjusted) in active markets for identical assets or liabilities that the entity can access at the measurement date;
- Level 2 inputs are inputs, other than quoted prices included within Level 1, that are observable for the asset or liability, either directly or indirectly; and
- Level 3 inputs are unobservable inputs for the asset or liability.

Related Party Transactions

A related party transaction is a transfer of resources, services or obligations between the Company and a related party, regardless of whether a price is charged.

Parties are considered related if one party has control, joint control, or significant influence over the other party in making financial and operating decisions. An entity that is a post-employment benefit plan for the employees of the Company and the key management personnel of the Company are also considered to be related parties.

Taxation

Income tax expense represents the sum of the current tax, final tax and deferred tax expense.

Current tax

The current tax expense is based on taxable profit for the year. Taxable profit differs from net profit as reported in the statements of comprehensive income because it excludes items of income or expense that are taxable or deductible in other years and it further excludes items that are never taxable or deductible. The Company's current tax expense is calculated using 30% regular corporate income tax (RCIT) rate or 2% minimum corporate income tax (MCIT) rate, whichever is higher.

Final tax

Final tax expense represents final taxes withheld on interest income from cash in banks, special savings deposits and fixed-income securities.

Deferred tax

Deferred tax is recognized on temporary differences between the carrying amounts of assets and liabilities in the financial statements and the corresponding tax bases used in the computation of taxable profit. Deferred tax liabilities are generally recognized for all taxable temporary differences. Deferred tax assets are generally recognized for all deductible temporary differences to the extent that it is probable that taxable profits will be available against which those deductible temporary differences can be utilized. Such deferred tax assets and liabilities are not recognized if the temporary difference arises from the initial recognition (other than in a business combination) of assets and liabilities in a transaction that affects neither the taxable profit nor the accounting profit.

The carrying amount of deferred tax assets is reviewed at the end of each reporting period and reduced to the extent that it is no longer probable that sufficient taxable profits will be available to allow all or part of the asset to be recovered.

Deferred tax assets and liabilities are measured at the tax rates that are expected to apply in the period in which the liability is settled or the asset realized, based on tax rates (and tax laws) that have been enacted or substantively enacted by the end of the reporting period.

Deferred tax assets and liabilities are offset when there is a legally enforceable right to offset current tax assets against current tax liabilities and these relate to income taxes levied by the same taxation authority and the Company intends to settle its current tax assets and liabilities on a net basis.

Current and deferred taxes for the year

Current and deferred taxes are recognized in profit or loss, except when they relate to items that are recognized in OCI or directly in equity, in which case, the current and deferred taxes are also recognized in OCI or directly in equity, respectively.

Foreign Currency

Transactions in currencies other than functional currency of the Company are recorded at the rates of exchange prevailing on the dates of the transactions. At the end of each reporting period, monetary assets and liabilities that are denominated in foreign currencies are retranslated at the rates prevailing at the end of the reporting period.

Non-monetary assets and liabilities carried at fair value that are denominated in foreign currencies are translated at the rates prevailing at the date the fair value was determined. Gains and losses arising on retranslation are included in profit or loss for the year, except for exchange differences arising on non-monetary assets and liabilities when the gains and losses of such non-monetary items are recognized directly in equity. Non-monetary assets and liabilities that are measured in terms of historical cost in a foreign currency are not retranslated.

Exchange differences on monetary items are recognized in profit or loss in the period in which they arise except for:

- Exchange differences on foreign currency borrowings relating to assets under construction for future productive use, which are included in the cost of those assets when they are regarded as adjustments to interest costs on those foreign currency borrowings.
- Exchange differences on transactions entered into in order to hedge certain foreign currency risks.
- Exchange differences on monetary items receivable from or payable to a foreign operation for which settlement is neither planned nor likely to occur, which are recognized initially in other OCI and reclassified from equity to profit or loss on repayment of the monetary items.

Earnings (Loss) per Share

The Company computes its basic earnings (loss) per share by dividing profit or loss for the year attributable to ordinary equity holders of the Company by the weighted average number of ordinary shares outstanding during the period.

For the purpose of calculating diluted earnings (loss) per share, profit or loss for the year attributable to ordinary equity holders of the Company and the weighted average number of shares outstanding are adjusted for the effects of deposits for future stock subscriptions which are dilutive potential ordinary shares.

Net Asset Value per Share (NAVPS)

The Company computes its NAVPS by dividing the total net asset value as at the end of the reporting period by the number of issued and outstanding shares and shares to be issued on deposits for future stock subscriptions.

Events After the Reporting Period

The Company identifies events after the end of the reporting period as those events, both favorable and unfavorable, that occur between the end of the reporting period and the date when the financial statements are authorized for issue. The financial statements of the Company are adjusted to reflect those events that provide evidence of conditions that existed at the end of the reporting period. Non-adjusting events after the end of the reporting period are disclosed in the notes to the financial statements when material.

5. CRITICAL ACCOUNTING JUDGMENTS AND KEY SOURCES OF ESTIMATION UNCERTAINTY

In the application of the Company's accounting policies, Management is required to make judgments, estimates and assumptions about the carrying amounts of assets and liabilities that are not readily apparent from other sources. The estimates and associated assumptions are based on the historical experience and other factors that are considered to be relevant. Actual results may differ from these estimates.

The estimates and underlying assumptions are reviewed on an ongoing basis. Revisions to accounting estimates are recognized in the period in which the estimate is revised if the revision affects only that period, or in the period of the revision and future periods if the revision affects both current and future periods.

Critical Judgments in Applying Accounting Policies

The following are the critical judgments, apart from those involving estimations, that Management has made in the process of applying the Company's accounting policies that have the most significant effect on the amounts recognized in the financial statements.

Business model assessment

Classification and measurement of financial assets depends on the results of the SPPI and the business model test. The Company determines the business model at a level that reflects how groups of financial assets are managed together to achieve a particular business objective. This assessment includes judgment reflecting all relevant evidence including how the performance of the assets is evaluated and their performance measured, the risks that affect the performance of the assets and how these are managed and how the managers of the assets are compensated. The Company monitors financial assets measured at amortized cost or FVTOCI that are derecognized prior to their maturity to understand the reason for their disposal and whether the reasons are consistent with the objective of the business for which the asset was held. Monitoring is part of the Company's continuous assessment of whether the business model for which the remaining financial assets are held continues to be appropriate and if it is not appropriate whether there has been a change in business model and so a prospective change to the classification of those assets.

The Company measures its financial assets at amortized cost if the financial asset qualifies for both SPPI and business model test. The Company's business model test is to hold the asset and to collect its cash flows which are SPPI. All other financial assets that do not meet the SPPI and business model test are measured at FVTPL.

As at December 31, 2018, the Company's financial assets measure at FVTPL and amortized cost amounted to \$8,000,803 and \$2,098,099, respectively.

Significant increase of credit risk

ECL is measured as an allowance equal to 12-month ECL for stage 1 assets, or lifetime ECL assets for stage 2 or stage 3 assets. An asset moves to stage 2 when its credit risk has increased significantly since initial recognition. PFRS 9 does not define what constitutes a significant increase in credit risk. In assessing whether the credit risk of an asset has significantly increased the Company takes into account qualitative and quantitative reasonable and supportable forward looking information.

The Company considers a financial instrument to have experienced a significant increase in credit risk when one or more of the qualitative and quantitative criteria have been met as disclosed in Note 19.

As at December 31, 2018, the Company's financial instrument measured at amortized cost has not experienced a significant increase in its credit risk.

Models and assumptions used

The Company uses various models and assumptions in measuring the fair value of financial assets as well as in estimating ECL. Judgment is applied in identifying the most appropriate model for each type of asset, as well as for determining the assumptions used in these models, including assumptions that relate to key drivers of credit risk.

The Company's model and assumptions used in estimating ECL and measuring fair value of financial assets are disclosed in Notes 19 and 16, respectively.

Functional currency

Based on the economic substance of the underlying circumstances relevant to the Company, the functional currency of the Company has been determined to be the US dollar (USD). The USD is the currency of the primary economic environment in which the Company operates. It is the currency being used to report the Company's results of operations.

Puttable shares designated as equity instruments

The Company designated its redeemable share capital as equity instruments when the Company adopted the amendments in PAS 32, *Financial Instruments: Presentation*, and PAS 1, *Presentation of Financial Statements: Financial Instruments Puttable at Fair Value and Obligations Arising on Liquidation*, effective for annual reporting periods beginning on or after January 1, 2009. The Company's share capital met the specified criteria to be presented as equity.

A puttable financial instrument includes a contractual obligation for the issuer to repurchase or redeem that instrument for cash or another financial asset on exercise of the put. As an exception to the definition of a financial liability, an instrument that includes such an obligation is classified as an equity instrument if it has met all the following features:

- a. it entitles the holder to a pro rata share of the entity's net assets in the event of the entity's liquidation. The entity's net assets are those assets that remain after deducting all other claims on its assets;
- b. it is in the class of instruments that is subordinate to all other classes of instruments;
- c. all financial instruments in the class of instruments that is subordinate to all other classes of instruments have identical features;
- d. apart from the contractual obligation for the issuer to repurchase or redeem the instrument for cash or another financial asset, the instrument does not include any contractual obligation to deliver cash or another financial asset to another entity, or to exchange financial assets or financial liabilities with another entity under conditions that are potentially unfavorable to the entity, and it is not a contract that will or may be settled in the entity's own equity instruments; and
- e. the total expected cash flows attributable to the instrument over the life of the instrument are based substantially on the profit or loss, the change in the recognized net assets or the change in the fair value of the recognized and unrecognized net assets of the entity over the life of the instrument (excluding any effects of the instrument).

As at December 31, 2018 and 2017, the recognized amount of share capital representing puttable shares in the statements of financial position amounted to \$135,309, as disclosed in Note 11.

Key Sources of Estimation Uncertainty

The following are the Company's key assumptions concerning the future and other key sources of estimation uncertainty at the end of each reporting period that have a significant risk of causing a material adjustment to the carrying amounts of assets and liabilities within the next financial year.

Probability of default (PD)

PD constitutes a key input in measuring ECL. PD is an estimate of the likelihood of default over a given time horizon, the calculation of which includes historical data, assumptions and expectations of future conditions.

As at December 31, 2018, the Company assessed a nil probability of default for all of its financial assets measured at amortized cost.

The assumptions used by the Company in estimating PD is disclosed in Note 19.

Loss Given Default (LGD)

LGD is an estimate of the loss arising on default. It is based on the difference between the contractual cash flows due and those that the lender would expect to receive, taking into account cash flows from collateral and integral credit enhancements.

The Company uses portfolio averages from external estimates sourced out from Standard and Poor's (S&P) as the LGD estimates. The categorization of LGD estimates per financial asset measured at amortized cost is disclosed in Note 19.

Estimating loss allowance for ECL

The measurement of the ECL for financial assets measured at amortized cost and FVTOCI is an area that requires the use of complex models and significant assumptions about future economic conditions and credit behavior. Explanation of the inputs, assumptions and estimation techniques used in measuring ECL is further detailed in Note 19 Credit Risk – ECL measurement, which also sets out the key sensitivities of the ECL to changes in these elements.

A number of significant judgments are also required in applying the accounting requirements for measuring ECL, such as:

- Determining criteria for significant increase in credit risk;
- Choosing appropriate models and assumptions for the measurement of ECL; and
- Establishing the number and relative weightings of forward-looking scenarios and the associated ECL.

Estimating allowances for doubtful accounts

The Company estimates the allowance for doubtful accounts related to its receivables based on assessment of specific accounts when the Company has information that certain counterparties are unable to meet their financial obligations. In these cases, judgment used was based on the best available facts and circumstances including but not limited to, the length of relationship with the counterparty and counterparty's current credit status based on credit reports and known market factors. The Company uses judgment to record specific reserves for counterparties against amounts due to reduce the expected collectible amounts. These specific reserves are re-evaluated and adjusted as additional information received impacts the amounts established.

The amounts and timing of recorded expenses for any period would differ if different judgments were made or different estimates were utilized. An increase in the allowance for doubtful accounts would increase the recognized operating expenses and decrease current assets.

As at December 31, 2018 and 2017, Management believes that the recoverability of the Company's accrued interest receivable is certain, accordingly, no doubtful accounts expense was recognized in both years. Accrued interest receivable as at December 31, 2018 and 2017 amounted to \$103,295 and \$211,118, respectively, disclosed in Note 7.

Deferred tax assets

The Company reviews the carrying amount at the end of each reporting period and reduces deferred tax assets to the extent that it is no longer probable that sufficient taxable profit will be available to allow all or part of the deferred tax assets to be utilized. However, there is no assurance that the Company will generate sufficient taxable profit that will allow all or part of its deferred tax assets to be utilized.

Based on Management's expectation of the Company's future taxable income, the Company did not recognize deferred tax assets as at December 31, 2018 and 2017, as disclosed in Note 17.

Determining fair value of investments in debt securities classified as financial assets at FVTPL

The Company carries its investments in traded debt securities and special savings deposits at fair value, which requires use of accounting estimates and judgment. Since market interest rate is a significant component of fair value measurement, fair value would differ if the Company applied a different set of reference rates in the valuation methodology. Any change in the fair value of these financial assets would affect profit or loss and equity.

As at December 31, 2018 and 2017, carrying amounts of investments in debt securities classified as financial assets at FVTPL amounted to \$6,897,666 and \$13,019,972, respectively, as disclosed in Note 8.

6. CASH AND CASH EQUIVALENTS

This account consists of:

	2018	2017
Cash in banks	\$ 993,704	\$309,830
Cash equivalents	1,001,100	-
	\$1,994,804	\$309,830

Cash equivalents are short-term, highly liquid investments that are readily convertible to known amounts of cash and which are subject to an insignificant risk of changes in value. The Company classifies an investment as cash equivalent if that investment has a maturity of three months or less from the date of acquisition.

Cash equivalents pertain to special savings deposits with maturity period of three to thirty days, and earn average annual interest of 0.55% in 2018 as disclosed in Note 14.

Total interest income earned on cash and cash equivalents amounted to \$2,384, \$274 and \$322 at an average interest rate of 0.37%, 0.18% and 0.18 % in 2018, 2017 and 2016, respectively, as disclosed in Note 14.

7. ACCRUED INTEREST RECEIVABLE

This account consists of accrued interest on the following:

	Note	2018	2017
Fixed-income securities	8	\$103,224	\$211,118
Special savings deposits	8	71	-
		\$103,295	\$211,118

Collection of interest depends on the scheduled interest payments of each asset held.

8. FINANCIAL ASSETS AT FAIR VALUE THROUGH PROFIT OR LOSS

This account consists of:

	2018	2017
Held-for-trading:		
Investments in fixed-income securities	\$6,897,666	\$13,019,972
Investments in mutual funds	1,103,137	-
	\$8,000,803	\$13,019,972

Held-for-trading financial assets are composed of dollar-denominated corporate and government bonds while designated financial assets are investment in a mutual fund of 1,086,192 ordinary shares measured at fair value based on published net asset value per share (NAVPS) of P1.0156 as at December 31, 2018.

Interest income earned on fixed-income securities amounted to \$457,202, \$781,523 and \$813,486 in 2018, 2017 and 2016, respectively, as disclosed in Note 14. Interest income earned on special savings deposits amounted to nil, \$4,433 and \$6,470 in 2018, 2017 and 2016, respectively, as disclosed in Note 14. Average rates earned on these investments and special savings deposits are also disclosed in Note 14.

Net gains and losses on investments recognized in profit or loss arising from held-for-trading financial assets are as follows:

	2018	2017	2016
Net realized gains/(losses) on investments	(\$445,588)	(\$187,450)	\$709,269
Net unrealized gains/(losses) on investments	(365,728)	397,623	(943,198)
	(\$811,316)	\$210,173	(\$233,929)

The following presents the breakdown of the maturity profile of the principal amounts of special savings deposits and fixed-income securities:

	2018	2017
Due in one year or less	\$ -	\$ 1,965,000
Due after one year through five years	4,700,000	1,800,000
Due after five years through ten years	2,150,000	2,950,000
Due after ten years	-	4,570,000
	\$6,850,000	\$11,285,000

9. ACCRUED EXPENSES AND OTHER PAYABLES

This account consists of:

	Note	2018	2017
Professional fees		\$1,621	\$ 1,586
Withholding and documentary stamp taxes		1,197	1,734
Custodianship fees		537	1,027
Due to investors		80	103,959
Directors' fees	10	-	791
		\$3,435	\$109,097

Due to investors account pertains to amounts payable to investors for the redemption of their investments processed on or before the reporting period, which are usually paid four days after the transaction date. Other payables are non-interest bearing and are normally settled within one year.

10. RELATED PARTY TRANSACTIONS

In the normal course of business, the Company transacts with companies which are considered related parties under PAS 24, *Related Party Disclosures*.

The details of transactions within related parties and the amounts paid or payable are set out below.

Nature of transaction	Transactions during the year			Outstanding balances		Terms	Condition	Notes
	2018	2017	2016	2018	2017			
SLAMCI-Fund Manager								
Management Distribution and Transfer fees	\$206,037	\$303,019	\$319,034	\$14,783	\$20,946	Non-interest bearing; 1.65% of average daily net assets; settled in cash on or before 15 th day of the following month	Unsecured; Unguaranteed	a
Key Management Personnel								
Directors' fees	\$ 4,395	\$ 3,358	\$ 4,313	\$ -	\$ 791	Non-interest bearing; Payable on demand; Settled in cash	Unsecured; Unguaranteed	b
Sun Life Prosperity Dollar Starter Fund, Inc.								
Sale of Investments	\$800,000	\$ -	\$ -	\$ -	\$ -	Settled in cash on the day of transaction	Unsecured; No Impairment	c

Details of the Company's related party transactions are as follows:

a. Investment Management

The Company appointed SLAMCI as its fund manager, adviser, administrator, distributor and transfer agent that provides management, distribution and all required operational services. Under the Management and Distribution Agreement, SLAMCI receives aggregate fees for these services at an annual rate of 1.5% (exclusive of VAT) of the net assets attributable to shareholders on each valuation day. Moreover, under the Transfer Agency Agreement, SLAMCI receives aggregate fees for these services at an annual rate of 0.15% (exclusive of VAT) of the net assets attributable to shareholders on each valuation day.

On September 18, 2018, the Company and SLAMCI amended its management, distribution and transfer fee agreement based on the provisions of ICA 2018 IRR (Implementing Rules and Regulations of the Investment Company Act 2018) published by the SEC (Securities and Exchange Commission) on January 11, 2018. The agreements shall remain in effect for a period of 2 years from September 18, 2018 and shall continue in effect from year to year as approved by the respective Board of Directors of the Company and SLAMCI.

Management fees charged by SLAMCI to the Company in 2018, 2017 and 2016 amounted to \$206,037, \$303,019 and \$319,034, respectively. Accrued management fees as at December 31, 2018 and 2017 amounting to \$14,783 and \$20,946, respectively, are shown as "Payable to Fund Manager" in the statements of financial position.

b. Remuneration of Directors

Remuneration of the Directors is presented in the statements of comprehensive income under "Directors' Fees" amounting to \$4,395, \$3,358 and \$4,313 in 2018, 2017 and 2016, respectively, which are usually paid to directors based on the number of meetings held and attended. Accrued directors' fees as at December 31, 2018 and 2017 amounting to nil and \$791, respectively, are shown under "Accrued Expenses and Other Payables" in the statements of financial position.

Except for the Board of Directors, the Company has no key management personnel and employees. Pursuant to the Company's Management and Distribution Agreement with SLAMCI, the latter provides all the staff of the Company, including executive officers and other trained personnel.

c. Sale of Investments

These types of transactions are buy and sell of the same security between portfolios of two separate affiliated legal entities of and whose assets are managed by Investment Department. Portfolio Managers determine that this is appropriate and in the best interest of certain portfolios and ensure that the trade will be executed in a manner that is fair and equitable to both parties involved in the cross trade.

11. EQUITY

Movements in share capital are as follows:

	2018		2017		2016	
	Shares	Amount	Shares	Amount	Shares	Amount
Authorized:						
At P1.00 par value						
At January 1 and December 31	10,000,000	\$10,000,000	10,000,000	\$10,000,000	10,000,000	\$10,000,000
Fully paid:						
At January 1 and December 31	6,765,497	\$ 135,309	6,765,497	\$ 135,309	6,765,497	\$ 135,309
Treasury Shares:						
At January 1	2,303,617	\$ 6,933,375	759,885	\$ 2,289,097	1,001,328	\$ 2,815,125
Acquisitions	1,019,692	2,982,560	1,850,737	5,569,108	780,960	2,349,516
Reissuance	(67,331)	(202,591)	(307,005)	(924,830)	(1,022,403)	(2,875,544)
At December 31	3,255,998	\$ 9,713,344	2,303,617	\$ 6,933,375	759,885	\$ 2,289,097

Fully paid ordinary shares with a par value of P1.00 carry one vote per share and a right to dividends.

Incorporation

On November 3, 2004, the Company was incorporated with 2,000,000 authorized shares at par value of P1.00 per share.

Approved changes

On March 11, 2011, the Board of Directors approved the increase in authorized share capital of 8,000,000 shares (from 2,000,000 shares to 10,000,000 shares both with par value of P1.00), which was approved by the shareholders on June 28, 2012.

On June 29, 2012, the Company submitted its application with the SEC for increase in authorized share capital of 8,000,000 shares (from 2,000,000 shares to 10,000,000 shares both with par value of P1.00).

Current state

As at December 31, 2018, the Company has 10,000,000 authorized and registered shares, with a par value of P1.00 per share.

The annual summary of the transactions of the Company's outstanding shares is as follows:

Year	NAVPS,end	Subscriptions	Issuances	Redemptions	Balances
2009	\$2.36	-	-	-	1,999,071
2010	\$2.53	-	1,064,417	(1,063,999)	1,999,489
2011	\$2.67	-	1,056,208	(1,056,031)	1,999,666
2012	\$2.96	-	191,590	(193,046)	1,998,210
2013	\$2.65	4,765,497	1,154,809	(1,161,917)	6,756,599
2014	\$2.81	-	313,283	(1,196,540)	5,873,342
2015	\$2.85	-	587,618	(696,791)	5,764,169
2016	\$2.90	-	1,022,403	(780,960)	6,005,612
2017	\$3.01	-	307,005	(1,850,737)	4,461,880
2018	\$2.87	-	67,311	(1,019,692)	3,509,499

The total number of shareholders as at December 31, 2018, 2017 and 2016 is 1,035, 2,196 and 2,151, respectively.

Redeemable shares

Redeemable shares carry one vote each, and are subject to the following:

a. Distribution of dividends

Each shareholder has a right to any dividends declared by the Company's Board of Directors and approved by 2/3 of its outstanding shareholders.

b. Denial of pre-emptive rights

No shareholder shall, because of his ownership of the shares, has a pre-emptive or other right to purchase, subscribe for, or take any part of shares or of any other securities convertible into or carrying options or warrants to purchase shares of the registrant.

c. Right of redemption

The holder of any share, upon its presentation to the Company or to any of its duly authorized representatives, is entitled to receive, by way of redemption, approximately his proportionate share of the Company's current net assets or the cash equivalent thereof. Shares are redeemable at any time at their net assets value less any applicable sales charges and taxes.

12. ADDITIONAL PAID-IN CAPITAL

Additional paid-in capital of \$17,679,599, \$17,685,494 and \$17,691,399 as at December 31, 2018, 2017 and 2016, respectively, pertains to excess payments over par value from investors and on reissuance of treasury shares.

13. NET ASSET VALUE PER SHARE (NAVPS)

NAVPS is computed as follows:

	Note	2018	2017
Total equity		\$10,079,662	\$13,442,781
Outstanding shares	11	3,509,499	4,461,880
NAVPS		\$ 2.8721	\$ 3.0128

NAVPS is based on issued, outstanding and fully paid shares minus treasury shares plus shares to be issued on deposits for future stock subscription. The expected cash outflow on redemption of these shares is equivalent to computed NAVPS as at reporting period.

14. INTEREST INCOME

This account consists of interest income on the following:

	Notes	2018	2017	2016
Fixed-income securities	8	\$457,202	\$781,523	\$813,486
Special savings deposits	8	-	4,433	6,470
Cash and cash equivalents	6	2,384	274	322
		\$459,586	\$786,230	\$820,278

Interest income is recorded gross of final withholding tax which is shown as "Income Tax Expense" account in the statements of comprehensive income.

Average interest rates of investments and cash in banks in 2018, 2017 and 2016 are as follows:

	2018	2017	2016
Fixed-income securities	5.75%	5.18%	7.21%
Special savings deposits	-	0.15%	0.05%
Cash and cash equivalents	0.37%	0.18%	0.18%

Interest income earned on financial assets, analyzed by category, is as follows:

	Notes	2018	2017	2016
Financial assets at FVTPL	8	\$457,202	\$785,956	\$819,956
Cash and cash equivalents	6	2,384	274	322
		\$459,586	\$786,230	\$820,278

15. EARNINGS PER SHARE

The calculation of the basic and diluted earnings (loss) per share is based on the following data:

	2018	2017	2016
Total Comprehensive Income			
for the Year	(\$ 577,255)	\$ 679,419	\$ 247,660
Weighted average number of			
shares: Issued and outstanding	3,939,137	5,567,012	5,764,414
Basic and diluted earnings per share	(\$ 0.15)	\$ 0.12	\$ 0.04

As at December 31, 2018, 2017 and 2016, the Company has no dilutive potential ordinary shares.

16. FAIR VALUE OF FINANCIAL INSTRUMENTS

Assets and liabilities measured at fair value on a recurring basis

The following table provides an analysis of financial instruments that are measured subsequent to initial recognition at fair value classified under level 1 based on the degree to which the inputs to fair value are observable.

	Note	Level 1	Total
December 31, 2018			
Investments in fixed-income securities	8	\$6,897,666	\$6,897,666
Investments in mutual funds	8	1,103,137	6,897,666
		\$8,000,803	\$8,000,803
December 31, 2017			
Investments in fixed-income securities	8	\$13,019,972	\$13,019,972

The fair values of fixed-income securities classified as Level 1 are based on quoted prices of either done deals or bid rates.

The fair value of investment in a mutual fund based on published net asset value per share (NAVPS) of the mutual fund as of December 31, 2018 and 2017.

Total unrealized gain or loss on investments relating to financial assets that are measured at fair value at the end of the reporting period are presented separately in the statements of comprehensive income and disclosed in Note 8.

Financial asset and liabilities not measured at fair value

The following financial assets and financial liabilities are not measured at fair values on recurring basis but the fair value disclosure is required:

		2018		2017	
	Notes	Carrying Amounts	Fair Values	Carrying Amounts	Fair Values
Financial Assets					
Cash and cash equivalents	6	\$1,994,804	\$1,994,804	\$309,830	\$309,830
Accrued interest receivable	7	103,295	103,295	211,118	211,118
		\$2,098,099	\$2,098,099	\$520,948	\$520,948
Financial Liabilities					
Accrued expenses and other payables	9	\$ 2,238	\$ 2,238	\$107,363	\$107,363
Payable to fund manager	10	\$ 14,783	\$ 14,783	20,946	20,946
		\$ 17,021	\$ 17,021	\$128,309	\$128,309

The difference between the carrying amount of accrued expenses and other payables disclosed in the statements of financial position and the amount disclosed in this note pertains to withholding and documentary stamp taxes that are not considered financial liabilities.

Cash and cash equivalents, accrued interest receivable, payable to fund manager and accrued expenses and other payables, have short-term maturities, hence, their carrying amounts approximate their fair values.

17. INCOME TAXES

Details of tax expense during the year are as follows:

	2018	2017	2016
Final tax	\$ 366	\$478	\$ 72
MCIT	1,168	78	96
	\$1,534	\$556	\$168

The reconciliation between tax expense (benefit) and the product of accounting profit multiplied by 30% is as follows:

	2018	2017	2016
Accounting profit (loss)	(\$ 575,721)	\$ 679,975	\$ 247,828
Tax expense at 30%	(\$ 172,717)	\$ 203,993	\$ 74,348
Adjustment for income subject to lower tax rate	368	(934)	(1,966)
Tax effects:			
Unrecognized Net Operating Loss Carry-Over (NOLCO)	49,765	94,928	100,124
Unrecognized MCIT	1,168	78	96
Net realized (loss) gains on investments	133,675	56,235	(211,347)
Net unrealized loss (gains) on investments	109,718	(119,287)	282,959
Interest income from dollar bonds	(120,443)	(234,457)	(244,046)
	\$ 1,534	\$ 556	\$ 168

Details of the Company's NOLCO are as follows:

Year Incurred	Year of Expiry	Beginning Balance	Addition	Expired	2018 Balance
2015	2018	P12,199,791	P -	P12,199,791	P -
2016	2019	16,629,056	-	-	16,629,056
2017	2020	15,936,960	-	-	15,936,960
2018	2021	-	8,735,645	-	8,735,645
		P44,765,807	P8,735,645	P12,199,791	P41,301,661

Details of MCIT are as follows:

Year Incurred	Year of Expiry	Beginning Balance	Addition	Expired	2018 Balance
2015	2018	P50,577	P -	P50,577	P -
2016	2019	4,760	-	-	4,760
2017	2020	3,928	-	-	3,928
2018	2021	-	61,503	-	61,503
		P59,625	P61,503	P50,577	P70,191

Deferred taxes on NOLCO and MCIT were not recognized since Management believes that future taxable income will not be available against which the deferred taxes can be utilized.

The Company's interest income arising from cash in banks and special savings deposits are already subjected to final tax while interest income arising from fixed-income securities are tax-exempt and are therefore excluded from the computation of taxable income both for RCIT and MCIT purposes.

18. CONTINGENCY

The Company has no pending legal cases as at December 31, 2018 and 2017 that may have a material effect on the Company's financial position and results of operations.

19. FINANCIAL RISK MANAGEMENT

The Company's activities expose it to a variety of financial risks: market risk, which includes interest rate and equity price risks, credit risk and liquidity risk. The Fund Manager exerts best efforts to anticipate events that would negatively affect the value of the Company's assets and takes appropriate actions to counter these risks. However, there is no guarantee that the strategies will work as intended. The policies for managing specific risks are summarized below.

Market risk

The Company's activities expose it primarily to the financial risks of changes in interest rates, prices of equity securities in the stock market and movements in NAVPS of investments in mutual funds. The Company has insignificant exposure to foreign exchange risk since foreign currency denominated transactions are minimal. There has been no change on the manner in which the Company manages and measures these risks.

Interest rate risk

Interest rate risk refers to the possibility that the fair value or future cash flows of a financial instrument will fluctuate because of changes in market interest.

The primary source of the Company's interest rate risk relates to cash in banks, special savings deposits and fixed-income securities. Interest rates of the financial assets are disclosed in Note 14.

The risk is managed by the Fund Manager by actively monitoring the prevailing interest rate environment. The duration of the portfolio is reduced during periods of rising rates and widening credit spreads to maximize interest income potential. Conversely, the same is increased during periods of falling rates and narrowing credit spreads.

A 50 basis points increase or decrease in the interest rates had been determined for sensitivity analysis based on the exposure to interest rates for financial assets at FVTPL and loans and receivables at the end of each reporting period. The same is used for reporting interest rate risk internally to key management personnel and represents Management's assessment of the reasonable effect of the maximum possible movement in interest rates.

The following table details the increase or decrease in net profit after tax if interest rates had been 50 basis points higher or lower and all other variables are held constant for the years ended 2018, 2017, and 2016:

Change in Interest rates	Increase (Decrease) in Net Profit or Loss		
	2018	2017	2016
+50 basis	(\$139,171)	(\$482,371)	(\$514,005)
-50 basis	147,435	521,066	553,466

In Management's opinion, the sensitivity analysis is unrepresentative of the inherent interest rate risk because the exposure at the end of the reporting period does not reflect the exposure during the year.

Equity price risk

The Company is exposed to equity price risks arising from investments in mutual fund. The risk is managed by the Fund Manager by actively monitoring the movements in NAVPU of investments in mutual funds.

Based on the exposure to equity price risk at the end of each reporting period, if NAVPU of investments in mutual funds had been 2% higher or lower, profit or loss would have increased or decreased by \$21,655 and nil in 2018 and 2017, respectively.

Other than interest and equity price risks discussed above, there are no other market risks which significantly affect the Company's performance.

In Management's opinion, the sensitivity analysis is unrepresentative of the inherent equity price risk because the exposure at the end of the reporting period does not reflect the exposure during the year.

Credit risk

Credit risk refers to the risk that the counterparty will default on its contractual obligations resulting in financial loss to the Company. The Company has adopted a policy of dealing only with creditworthy counterparties, as a means of mitigating the risk of financial loss from defaults, and transacts only with entities that are rated the equivalent of investment grade of High down to Satisfactory. The Company's exposure and the credit ratings of its counterparties are continuously monitored and the aggregate value of transactions concluded is spread amongst approved counterparties.

The carrying amounts of financial assets recorded in the financial statements represent the Company's maximum exposure to credit risk:

	Notes	2018	2017
Cash and cash equivalents	6	\$1,994,804	\$309,830
Accrued interest receivable	7	103,295	211,118
		\$2,098,099	\$520,948

In 2018, ECLs are a probability-weighted estimate of credit losses (i.e. the present value of all cash shortfalls) over the expected life of the financial instrument.

The Company's current credit risk grading framework comprises the following categories:

Category	Description	Basis for recognizing expected credit losses
Performing	The counterparty has a low risk of default and does not have any past-due amounts	12m ECL
Doubtful	Amount is >30 days past due or there has been a significant increase in credit risk since initial recognition	Lifetime ECL - not credit-impaired
In default	Amount is >90 days past due or there is evidence indicating the asset is credit-impaired	Lifetime ECL - credit-impaired
Write-off	There is evidence indicating that the debtor is in severe financial difficulty and the Group has no realistic prospect of recovery	Amount is written-off

The following table details the credit quality of the Company's financial assets and other items, as well as the Company's maximum credit exposure to credit risk by credit risk rating grades as at December 31, 2018:

2018	Notes	External credit rating	Internal credit rating	12m or lifetime ECL?	Gross carrying amount	Loss allowance	Net carrying amount
Cash and cash equivalents	6	AAA	Performing	N/A	\$1,994,804	P -	P1,994,804
Accrued interest receivable	7	AAA	Performing	N/A	103,295	-	103,295
					P2,098,099	P -	P2,098,099

In 2017, the credit quality of those that are neither past due nor impaired financial assets are as follows:

	Notes	High Grade
Cash and cash equivalents	6	P309,830
Accrued interest receivable	7	211,118
		P520,948

The Company uses internal ratings to determine the credit quality of its financial assets. These have been mapped to the summary rating below:

High grade - applies to highly rated financial obligors, strong corporate counterparties and personal borrowers with whom the Company has excellent repayment experience.

The table below summarizes the current internal credit rating equivalence system of the Company.

Summary rating	Internal credit rating	S&P rating
High	AAA	AAA
High	AAA	AA
High	AAA	A
High	AAA	BBB
Satisfactory	AA	BB
Acceptable	B	B
Low	CCC/C	CCC/C

Liquidity risk

Liquidity risk arises when the Company encounters difficulty in meeting the obligations associated with its financial liabilities that are settled by delivering cash or another financial asset.

The Company aims to maintain an appropriate level of liquidity which means having sufficient liquidity to be able to meet all obligations promptly under foreseeable adverse circumstances, while not having excessive liquidity.

The Company maintains at least five percent of the fund in liquid/semi-liquid assets in the form of cash in banks and special savings deposits to assure necessary liquidity. This is also in compliance to SEC Circular 12 series of 2013, Amendments to ICA Rule 35-1.

The Fund Manager manages liquidity risks by continuously monitoring forecast and actual cash flows and matching the maturity profiles of financial assets and liabilities.

The following table details the Company's remaining contractual maturity for its non-derivative financial liabilities. The table had been drawn up based on the undiscounted cash flows of financial liabilities based on the earliest date on which the Company can be required to pay.

	Less than One Month	One Month to One Year	Total
2018			
Accrued expenses and other payables	\$ 2,238	\$ -	\$ 2,238
Payable to fund manager	14,783	-	14,783
	\$ 17,021	\$ -	\$ 17,021
2017			
Accrued expenses and other payables	\$ 103,959	\$ 3,404	\$ 107,363
Payable to fund manager	20,946	-	20,946
	\$ 124,905	\$ 3,404	\$ 128,309

The difference between the carrying amount of accrued expenses and other payables disclosed in the statements of financial position and the amount disclosed in this note pertains to withholding and documentary stamp taxes that are not considered financial liabilities.

The following table details the Company's expected maturity for its financial assets. The table had been drawn up based on the contractual maturities of the financial assets including interest that will be earned on those assets, except when the Company anticipates that the cash flows will occur in a different period.

	Average Effective Interest Rate	Less than One Year	One to Five Years	Five to Ten Years	More than Ten Years	Total
2018						
Cash and cash equivalents	0.37%	\$ 1,994,804	\$ -	\$ -	\$ -	\$ 1,994,804
Financial assets at FVTPL	5.75%	362,708	5,873,884	2,245,089	1,033,774	9,515,534
Accrued interest receivable		103,295	-	-	-	103,295
		\$10,098,902	\$5,873,884	\$2,245,089	\$1,033,774	\$11,613,633
2017						
Cash and cash equivalents	0.18%	\$ 309,830	\$ -	\$ -	\$ -	\$ 309,830
Financial assets at FVTPL	5.18%	2,600,202	3,856,769	4,675,241	7,527,410	18,659,622
		\$2,910,032	\$3,856,769	\$4,675,241	\$7,527,410	\$18,969,452

The Company expects to meet its obligations from operating cash flows, proceeds from maturing financial assets and sale of financial assets at FVTPL.

20. CAPITAL RISK MANAGEMENT

The Fund Manager manages the Company's capital to ensure that the Company will be able to continue as a going concern while maximizing the return to stakeholders through the optimization of the mix of high quality financial instruments.

The Company is guided by its Investment Policies and Legal Limitations. All the proceeds from the sale of shares, including the original subscription payments at the time of incorporation constituting the paid-in capital, is held by custodian banks.

The capital structure of the Company consists of issued capital as disclosed in Note 11.

The Fund Manager manages the Company's capital and NAVPS, as disclosed in Notes 11, 12 and 13 to ensure that the Company's net asset value remains competitive and appealing to prospective investors.

The Company is also governed by the following fundamental investment policies:

- It does not issue senior securities;
- It does not intend to incur any debt or borrowing. In the event that borrowing is necessary, it can do so only if, at the time of its incurrence or immediately thereafter, there is asset coverage of at least 300% for all its borrowings;
- It does not participate in any underwriting or selling group in connection with the public distribution of securities, except for its own share capital;
- It generally maintains a diversified portfolio. Industry concentrations may vary at any time depending on the investment manager's view on the prospects;
- It does not invest directly in real estate properties and developments;
- It does not purchase or sell commodity futures contracts;
- It does not engage in lending operations to related parties such as the members of the Board of Directors, officers of the Company and any affiliates, or affiliated corporations of the Company;

- h. The asset mix in each type of security is determined from time to time, as warranted by economic and investment conditions; and
- i. It does not change its investment objectives without the prior approval of a majority of its shareholders.

The Investment Policies refer to the following:

- a. Investment Objective - to provide regular returns through investments in a diversified portfolio of US Dollar-denominated fixed income instruments issued by the Philippine government, other major economies, or corporations operating therein or through diversified investment companies invested in such.
- b. Benchmark - 95% JP Morgan Asian Credit Index and 5% 30-day US Dollar Deposit Rate.
- c. Asset Allocation Range - the Company allocates its funds available for investments among cash and other deposit substitutes and fixed-income securities based on certain proportion as approved by Management.

Other matters covered in the investment policy include the fees due to be paid to the Fund Manager with management and distribution fees each set at an annual rate of 1.5% of the net assets attributable to shareholders on each valuation day.

As at December 31, 2018 and 2017, the Company is in compliance with the above requirements and minimum equity requirement of the SEC of P50,000,000.

The equity ratio at year-end is as follows:

	2018	2017
Equity	\$10,079,662	\$13,442,781
Total assets	10,099,042	13,572,902
Equity ratio	0.9980:1	0.9901:1

Management believes that the above ratios are within the acceptable range.

21. SUPPLEMENTARY INFORMATION REQUIRED BY THE BUREAU OF INTERNAL REVENUE (BIR) UNDER REVENUE REGULATIONS NO. 15-2010

The following information on taxes, duties and license fees paid or accrued during the 2018 taxable year is presented for purposes of filing with the BIR and is not a required part of the basic financial statements.

Documentary stamp tax

Documentary stamp taxes incurred by the Company during 2018 amounted to P612 representing taxes paid relative to the issuance of the Company's stock certificates to its shareholders. The documentary stamp tax being paid by the Company to the BIR includes those charged against the shareholder's investment for stock certificate issuances in excess of four inter-fund transfers per calendar year.

Other taxes and licenses

Details of other taxes and licenses and permit fees paid or accrued in 2018 are as follows:

Charged to Operating Expenses	
Business tax	P95,832
Filing fees	54,595
Residence or community tax	10,500
Others	500
	P161,427

Withholding taxes

Withholding taxes paid and accrued and/or withheld consist of:

	Paid	Accrued	Total
Expanded withholding taxes	P847,801	P63,019	P910,820

22. APPROVAL OF FINANCIAL STATEMENTS

The financial statements of the Company were reviewed and endorsed by the Audit and Compliance Committee for the approval of the Board of Directors on March 12, 2019.

The Board of Directors approved the issuance of the financial statements also on March 12, 2019.

* * *

INDEPENDENT AUDITORS' REPORT ON SUPPLEMENTARY SCHEDULES


To the Board of Directors and Shareholders
SUN LIFE PROSPERITY DOLLAR ABUNDANCE FUND, INC.
(An Open-end Investment Company)
Sun Life Centre, 5th Avenue corner Rizal Drive
Bonifacio Global City, Taguig City

We have audited the financial statements of Sun Life Prosperity Dollar Abundance Fund, Inc. (the "Company") as at December 31, 2018 and 2017 and for the years ended December 31, 2018, 2017 and 2016 in accordance with Philippine Standards on Auditing, on which we have rendered an unqualified opinion dated March 12, 2019.

Our audits were conducted for the purpose of forming an opinion on the basic financial statements taken as a whole. The supplementary information on the attached schedule showing the reconciliation of the retained earnings available for dividend declaration, list of all effective accounting standards and interpretations and other supplementary information shown in Schedules A-H as at and for the year ended December 31, 2018, as required by the Securities and Exchange Commission under SRC Rule 68, as amended, is presented for purposes of additional analysis and is not a required part of the basic financial statements. Such supplementary information is the responsibility of Management and has been subjected to the auditing procedures applied in our audits of the basic financial statements and, in our opinion, is fairly stated in all material respects in relation to the basic financial statements taken as a whole.

Navarro Amper & Co.
BOA Registration No. 0004, valid from November 12, 2018 to July 16, 2021
SEC Accreditation No. 0001-FR-5, issued on January 15, 2019; effective until January 14, 2022, Group A
TIN 005299331

By:



Avis B. Manlapaz
Partner
CPA License No. 0074249
SEC A.N. 1669-A, issued on March 13, 2018; effective until March 12, 2021, Group A
TIN 120964002
BIR A.N. 08-002552-8-2016, issued on October 4, 2016; effective until October 4, 2019
PTR No. A-4255734, issued January 10, 2019, Taguig City

Taguig City, Philippines
March 12, 2019



**RECONCILIATION OF RETAINED EARNINGS
AVAILABLE FOR DECLARATION**

As at December 31, 2018

SUN LIFE PROSPERITY DOLLAR ABUNDANCE FUND, INC.
2nd Floor, Sun Life Centre, 5th Avenue corner Rizal Drive, Bonifacio Global City, Taguig City

Items	Amount
Unappropriated Retained Earnings, beginning	\$ 2,555,353
Adjustments:	
Accumulated unrealized fair value loss as at December 31, 2017	(131,545)
Treasury shares as of December 31, 2017	(6,933,375)
Unappropriated Retained Earnings, as adjusted, beginning	\$ (4,509,567)
Net loss based on the face of AFS	(577,255)
Adjustments for non-actual (gains) losses	
Effect of movements in accumulated unrealized gains during the year	302,418
Net Income Actual/Realized	(274,837)
Less: Treasury shares acquired during the year	(9,713,344)
Unappropriated Retained Earnings, as adjusted, ending	\$ (14,497,748)

SUN LIFE DOLLAR ABUNDANCE FUND, INC.

(An Open-end Investment Company)

List of Effective Standards and Interpretations under the Philippine Financial Reporting Standards (PFRS) as of December 31, 2018

PHILIPPINE FINANCIAL REPORTING STANDARDS AND INTERPRETATIONS		Adopted	Not Adopted	Not Applicable
Conceptual Framework for Financial Reporting Conceptual Framework Phase A: Objectives and qualitative characteristics		✓		
PFRSs Practice Statement 1 Management Commentary		✓		
PFRSs Practice Statement 2 Making Materiality Judgments		✓		
Philippine Financial Reporting Standards				
PFRS 1 (Revised)	<i>First-time Adoption of Philippine Financial Reporting Standards</i>			✓
	<i>Amendments to PFRS 1 and PAS 27: Cost of an Investment in a Subsidiary, Jointly Controlled Entity or Associate</i>			✓
	<i>Amendments to PFRS 1: Additional Exemptions for First-time Adopters</i>			✓
	<i>Amendment to PFRS 1: Limited Exemption from Comparative PFRS 7 Disclosures for First-time Adopters</i>			✓
	<i>Amendments to PFRS 1: Severe Hyperinflation and Removal of Fixed Date for First-time Adopters</i>			✓
	<i>Amendments to PFRS 1: Government Loans</i>			✓
	<i>Annual Improvements to PFRSs 2009-2011 Cycle - Amendments to PFRS 1: First-Time Adoption of PFRS</i>			✓
	<i>Annual Improvements to PFRSs 2011-2013 Cycle - Amendments to PFRS 1: First-time Adoption of International Financial Reporting Standards (Changes to the Basis for Conclusions only)</i>			✓
	<i>Annual Improvements to PFRSs 2014-2016 Cycle - Amendments to PFRS 1: Deletion of short-term exemptions for first-time adopters</i>			✓
PFRS 2	<i>Share-based Payment</i>			✓
	<i>Amendments to PFRS 2: Vesting Conditions and Cancellations</i>			✓
	<i>Amendments to PFRS 2: Group Cash-settled Share-based Payment Transactions</i>			✓
	<i>Annual Improvements to PFRSs 2010-2012 Cycle - Amendments to PFRS 2: Definition of Vesting Condition</i>			✓
	<i>Amendments to PFRS 2: Classification and Measurement of Share-based Payment Transactions</i>			✓
PFRS 3 (Revised)	<i>Business Combinations</i>			✓
	<i>Annual Improvements to PFRSs 2010-2012 Cycle</i>			

PHILIPPINE FINANCIAL REPORTING STANDARDS AND INTERPRETATIONS		Adopted	Not Adopted	Not Applicable
	- Amendments to PFRS 3: <i>Accounting for Contingent Consideration in a business combination</i>			✓
	Annual Improvements to PFRSs 2011-2013 Cycle - Amendments to PFRS 3: <i>Scope of Exception for Joint Ventures</i>			✓
	Annual Improvements to PFRSs 2015-2017 Cycle - Amendments to PFRS 3: <i>Previously held interest in a joint operation*</i>		✓	
	Amendments to PFRS 3: <i>Definition of a Business*</i>		✓	
PFRS 4	<i>Insurance Contracts</i>			✓
	Amendments to PAS 39 and PFRS 4: <i>Financial Guarantee Contracts</i>			✓
	Amendments to PFRS 4: <i>Applying PFRS 9, Financial Instruments with PFRS 4, Insurance Contracts</i>			✓
PFRS 5	<i>Non-current Assets Held for Sale and Discontinued Operations</i>			✓
	Annual Improvements to PFRSs 2012-2014 Cycle - Amendments to PFRS 5: <i>Changes in methods of disposal</i>			✓
PFRS 6	<i>Exploration for and Evaluation of Mineral Resources</i>			✓
PFRS 7	<i>Financial Instruments: Disclosures</i>	✓		
	Amendments to PAS 39 and PFRS 7: <i>Reclassification of Financial Assets</i>	✓		
	Amendments to PAS 39 and PFRS 7: <i>Reclassification of Financial Assets - Effective Date and Transition</i>	✓		
	Amendments to PFRS 7: <i>Improving Disclosures about Financial Instruments</i>	✓		
	Amendments to PFRS 7: <i>Disclosures - Transfers of Financial Assets</i>			✓
	Amendments to PFRS 7: <i>Disclosures - Offsetting Financial Assets and Financial Liabilities</i>			✓
	Amendments to PFRS 7: <i>Mandatory Effective Date of PFRS 9 and Transition Disclosures</i>			✓
	Amendments to PFRS 7: <i>Hedge Accounting Disclosures</i>			✓
	Annual Improvements to PFRSs 2012-2014 Cycle - Amendments to PFRS 7: <i>Servicing contracts and Applicability of the amendments to PFRS 7 to condensed interim financial statements</i>			✓
PFRS 8	<i>Operating Segments</i>			✓
	Annual Improvements to PFRSs 2010-2012 Cycle - Amendments to PFRS 8: <i>Aggregation of Operating Segments and Reconciliation of the reportable segments' assets to the entity's assets</i>			✓

PHILIPPINE FINANCIAL REPORTING STANDARDS AND INTERPRETATIONS		Adopted	Not Adopted	Not Applicable
PFRS 9	<i>Financial Instruments (2014)</i>	✓		
	<i>Amendments to PFRS 9: Prepayment Features with Negative Compensation*</i>		✓	
PFRS 10	<i>Consolidated Financial Statements</i>			✓
	<i>Amendments to PFRS 10: Consolidated Financial Statement: Transition Guidance</i>			✓
	<i>Amendments to PFRS 10: Transition Guidance and Investment Entities</i>			✓
	<i>Amendments to PFRS 10: Sales or contributions of assets between an investor and its associate/joint venture*</i>		✓	
	<i>Amendments to PFRS 10: Investment Entities: Applying the Consolidation Exception</i>			✓
PFRS 11	<i>Joint Arrangements</i>			✓
	<i>Amendments to PFRS 1: Joint Arrangements: Transition Guidance</i>			✓
	<i>Amendments to PFRS 11: Accounting for Acquisitions of Interests in Joint Operations</i>			✓
	<i>Annual Improvements to PFRSs 2015-2017 Cycle - Amendments to PFRS 11: Previously held interest in a joint operation*</i>		✓	
PFRS 12	<i>Disclosure of Interests in Other Entities</i>	✓		
	<i>Amendments to PFRS 12: Disclosure of Interests in Other Entities: Transition Guidance</i>			✓
	<i>Amendments to PFRS 12: Transition Guidance and Investment Entities</i>			✓
	<i>Amendments to PFRS 12: Investment Entities: Applying the Consolidation Exception</i>			✓
	<i>Annual Improvements to PFRSs 2014-2016 Cycle - Amendments to PFRS 12: Clarification of the scope of the standard</i>			✓
PFRS 13	<i>Fair Value Measurement</i>	✓		
	<i>Annual Improvements to PFRSs 2010-2012 Cycle - Amendments to PFRS 13: Fair Value Measurement (Amendments to the Basis of Conclusions only, with consequential amendments to the Bases of Conclusions of other standards)</i>			✓
	<i>Annual Improvements to PFRSs 2011-2013 Cycle - Amendments to PFRS 13: Portfolio Exception</i>			✓
PFRS 14	<i>Regulatory Deferral Accounts</i>			✓
PFRS 15	<i>Revenue from Contracts with Customers</i>			✓
	<i>Amendments to PFRS 15: Clarifications to PFRS 15</i>			✓
PFRS 16	<i>Leases*</i>		✓	
PFRS 17	<i>Insurance Contracts*</i>		✓	

PHILIPPINE FINANCIAL REPORTING STANDARDS AND INTERPRETATIONS		Adopted	Not Adopted	Not Applicable
Philippine Accounting Standards				
PAS 1 (Revised)	<i>Presentation of Financial Statements</i>	✓		
	<i>Amendment to PAS 1: Capital Disclosures</i>	✓		
	<i>Amendments to PAS 32 and PAS 1: Puttable Financial Instruments and Obligations Arising on Liquidation</i>	✓		
	<i>Amendments to PAS 1: Presentation of Items of Other Comprehensive Income</i>	✓		
	<i>Annual Improvements to PFRSs 2009-2011 Cycle - Amendments to PAS 1: Comparative Information</i>	✓		
	<i>Amendments to PAS 1: Disclosure Initiative</i>	✓		
	<i>Amendments to PAS 1: Definition of Material*</i>		✓	
PAS 2	<i>Inventories</i>			✓
PAS 7	<i>Statement of Cash Flows</i>	✓		
	<i>Amendments to PAS 7: Disclosure Initiative</i>	✓		
PAS 8	<i>Accounting Policies, Changes in Accounting Estimates and Errors</i>	✓		
	<i>Amendments to PAS 8: Definition of Material*</i>		✓	
PAS 10	<i>Events after the Reporting Period</i>	✓		
PAS 12	<i>Income Taxes</i>	✓		
	<i>Amendment to PAS 12: Deferred Tax: Recovery of Underlying Assets</i>			✓
	<i>Amendment to PAS 12: Recognition of Deferred Tax Assets for Unrealized Losses</i>			✓
	<i>Annual Improvements to PFRSs 2015-2017 Cycle - Amendments to PAS 12: Income tax consequences of payments on financial instruments classified as equity*</i>		✓	
PAS 16	<i>Property, Plant and Equipment</i>			✓
	<i>Annual Improvements to PFRSs 2009-2011 Cycle - Amendments to PAS 16: Servicing Equipment</i>			✓
	<i>Annual Improvements to PFRSs 2010-2012 Cycle - Amendments to PAS 16: Revaluation Method - Proportionate Restatement of Accumulated Depreciation</i>			✓
	<i>Amendments to PAS 16: Clarification of Acceptable Methods of Depreciation</i>			✓
	<i>Amendments to PAS 16: Agriculture: Bearer Plants</i>			✓
	<i>Leases</i>			✓
PAS 17	<i>Leases</i>			✓
	<i>Employee Benefits (2011)</i>			✓
	<i>Amendments to PAS 19: Defined Benefit Plans: Employee Contributions</i>			✓
PAS 19 (Amended)	<i>Annual Improvements to PFRSs 2012-2014 Cycle</i>			

PHILIPPINE FINANCIAL REPORTING STANDARDS AND INTERPRETATIONS		Adopted	Not Adopted	Not Applicable
	- Amendments to PAS 19: <i>Discount rate: regional market issue</i>			✓
	Amendments to PAS 19: <i>Plan Amendment, Curtailment or Settlement*</i>		✓	
PAS 20	<i>Accounting for Government Grants and Disclosure of Government Assistance</i>			✓
PAS 21	<i>The Effects of Changes in Foreign Exchange Rates</i>	✓		
	Amendment to PAS 21: <i>Net Investment in a Foreign Operation</i>			✓
PAS 23 (Revised)	<i>Borrowing Costs</i>			✓
	Annual Improvements to PFRSs 2015-2017 Cycle - Amendments to PAS 23: <i>Borrowing costs eligible for capitalization*</i>		✓	
PAS 24 (Revised)	<i>Related Party Disclosures</i>	✓		
	Annual Improvements to PFRSs 2010-2012 Cycle - Amendments to PAS 24: <i>Key Management Personnel</i>	✓		
PAS 26	<i>Accounting and Reporting by Retirement Benefit Plans</i>			✓
PAS 27 (Amended)	<i>Separate Financial Statements</i>			✓
	Amendments to PAS 27: <i>Transition Guidance and Investment Entities</i>			✓
	Amendments to PAS 27: <i>Equity Method in Separate Financial Statements</i>			✓
PAS 28 (Amended)	<i>Investments in Associates and Joint Ventures</i>			✓
	Amendments to PAS 28: <i>Investment Entities: Applying the Consolidation Exception</i>			✓
	Amendments to PAS 28: <i>Sales or contributions of assets between an investor and its associate/joint venture*</i>		✓	
	Annual Improvements to PFRSs 2014-2016 Cycle - Amendments to PAS 28: <i>Measuring an associate or joint venture at fair value</i>			✓
	Amendments to PAS 28: <i>Long-term Interests and Joint Ventures *</i>		✓	
PAS 29	<i>Financial Reporting in Hyperinflationary Economies</i>			✓
PAS 32	<i>Financial Instruments: Disclosure and Presentation</i>	✓		
	Amendments to PAS 32 and PAS 1: <i>Puttable Financial Instruments and Obligations Arising on Liquidation</i>	✓		
	Amendment to PAS 32: <i>Classification of Rights Issues</i>			✓
	Annual Improvements to PFRSs 2009-2011 Cycle - Amendments to PAS 32: <i>Tax Effect of Equity Distributions</i>			✓

PHILIPPINE FINANCIAL REPORTING STANDARDS AND INTERPRETATIONS		Adopted	Not Adopted	Not Applicable
	Amendments to PAS 32: <i>Offsetting Financial Assets and Financial Liabilities</i>	✓		
PAS 33	<i>Earnings per Share</i>	✓		
PAS 34	<i>Interim Financial Reporting</i>			✓
	Annual Improvements to PFRSs 2009-2011 Cycle - Amendments to PAS 34: <i>Interim Reporting of Segment Assets</i>			✓
	Annual Improvements to PFRSs 2012-2014 Cycle - Amendments to PAS 34: <i>Disclosure of information 'elsewhere in the interim financial report'</i>			✓
PAS 36	<i>Impairment of Assets</i>	✓		
	Amendments to PAS 36: <i>Recoverable Amount Disclosures for Non-Financial Assets</i>			✓
PAS 37	<i>Provisions, Contingent Liabilities and Contingent Assets</i>	✓		
PAS 38	<i>Intangible Assets</i>			✓
	Annual Improvements to PFRSs 2010-2012 Cycle - Amendments to PAS 38: <i>Revaluation Method - Proportionate Restatement of Accumulated Amortization</i>			✓
	Amendments to PAS 38: <i>Clarification of Acceptable Methods of Amortization</i>			✓
PAS 40	<i>Investment Property</i>			✓
	Annual Improvements to PFRSs 2011-2013 Cycle - Amendments to PAS 40: <i>Clarifying the Interrelationship of PFRS 3 and PAS 40 When Classifying Property as Investment Property or Owner-Occupied Property</i>			✓
	Amendments to PAS 40: <i>Transfers of Investment Property</i>			✓
PAS 41	<i>Agriculture</i>			✓
	Amendments to PAS 41: <i>Agriculture: Bearer Plants</i>			✓
Philippine Interpretations				
IFRIC 1	<i>Changes in Existing Decommissioning, Restoration and Similar Liabilities</i>			✓
IFRIC 2	<i>Members' Share in Co-operative Entities and Similar Instruments</i>			✓
IFRIC 4	<i>Determining Whether an Arrangement Contains a Lease</i>			✓
IFRIC 5	<i>Rights to Interests arising from Decommissioning, Restoration and Environmental Rehabilitation Funds</i>			✓
IFRIC 6	<i>Liabilities arising from Participating in a Specific Market - Waste Electrical and Electronic Equipment</i>			✓

PHILIPPINE FINANCIAL REPORTING STANDARDS AND INTERPRETATIONS		Adopted	Not Adopted	Not Applicable
IFRIC 7	<i>Applying the Restatement Approach under PAS 29 Financial Reporting in Hyperinflationary Economies</i>			✓
IFRIC 8	<i>Scope of PFRS 2</i>			✓
IFRIC 9	<i>Reassessment of Embedded Derivatives</i>			✓
	<i>Amendments to Philippine Interpretation IFRIC-9 and PAS 39: Embedded Derivatives</i>			✓
IFRIC 10	<i>Interim Financial Reporting and Impairment</i>			✓
IFRIC 12	<i>Service Concession Arrangements</i>			✓
IFRIC 14	<i>The Limit on a Defined Benefit Asset, Minimum Funding Requirements and their Interaction</i>			✓
	<i>Amendments to Philippine Interpretations IFRIC-14: Prepayments of a Minimum Funding Requirement</i>			✓
IFRIC 16	<i>Hedges of a Net Investment in a Foreign Operation</i>			✓
IFRIC 17	<i>Distributions of Non-cash Assets to Owners</i>			✓
IFRIC 19	<i>Extinguishing Financial Liabilities with Equity Instruments</i>	✓		
IFRIC 20	<i>Stripping Costs in the Production Phase of a Surface Mine</i>			✓
IFRIC 21	<i>Levies</i>			✓
IFRIC 22	<i>Foreign Currency Transactions and Advance Consideration</i>	✓		
IFRIC 23	<i>Uncertainty over Income Tax Treatments*</i>		✓	
SIC-7	<i>Introduction of the Euro</i>			✓
SIC-10	<i>Government Assistance - No Specific Relation to Operating Activities</i>			✓
SIC-15	<i>Operating Leases - Incentives</i>			✓
SIC-25	<i>Income Taxes - Changes in the Tax Status of an Entity or its Shareholders</i>			✓
SIC-27	<i>Evaluating the Substance of Transactions Involving the Legal Form of a Lease</i>			✓
SIC-29	<i>Service Concession Arrangements: Disclosures</i>			✓
SIC-32	<i>Intangible Assets - Web Site Costs</i>			✓
PIC Q&A No. 2006-02	<i>Clarification of criteria for exemption from presenting consolidated financial statements [Amended by PIC Q&A No. 2013-02 and PIC Q&A No. 2017-01]</i>			✓
PIC Q&A No. 2007-03	<i>Valuation of Bank Real and Other Properties Acquired (ROPA)</i>			✓
PIC Q&A No. 2008-01 (Revised)	<i>Rate used in discounting post-employment benefit obligations [Amended by PIC Q&A No. 2016-01]</i>			✓

PHILIPPINE FINANCIAL REPORTING STANDARDS AND INTERPRETATIONS		Adopted	Not Adopted	Not Applicable
PIC Q&A No. 2009-01	<i>Financial statements prepared on a basis other than going concern [Amended by PIC Q&A No. 2013-02 and PIC Q&A No. 2018-13]</i>			✓
PIC Q&A No. 2010-02	<i>Basis of preparation of financial statements [Amended by PIC Q&A No. 2017-01 and PIC Q&A No. 2018-13]</i>			✓
PIC Q&A No. 2010-03	<i>Current/non-current Classification of a Callable Term Loan</i>			✓
PIC Q&A No. 2011-02	<i>Common Control Business Combinations</i>			✓
PIC Q&A No. 2011-03	<i>Accounting for Inter-company Loans [Amended by PIC Q&A No. 2015-01 and PIC Q&A No. 2018-13]</i>			✓
PIC Q&A No. 2011-04	<i>Costs of Public Offering of Shares [Amended by PIC Q&A No. 2018-13]</i>			✓
PIC Q&A No. 2011-05	<i>Fair Value or Revaluation as Deemed Cost [Amended by PIC Q&A No. 2016-01 and PIC Q&A No. 2018-13]</i>			✓
PIC Q&A No. 2011-06	<i>Acquisition of Investment Properties – Asset Acquisition or Business Combination?</i>			✓
PIC Q&A No. 2012-01	<i>Application of the Pooling of Interests Method for Business Combinations of Entities under Common Control in Consolidated Financial Statements [Amended by PIC Q&A No. 2015-01 and PIC Q&A No. 2018-13]</i>			✓
PIC Q&A No. 2012-02	<i>Cost of a New Building Constructed on Site of a Previous Building</i>			✓
PIC Q&A No. 2013-02	<i>Conforming Changes to PIC Q&As - Cycle 2013</i>			✓
PIC Q&A No. 2013-03 (Revised)	<i>Accounting for Employee Benefits under a Defined Contribution Plan Subject to Requirement of Republic Act (RA) 7641: The Philippine Retirement Law</i>			✓
PIC Q&A No. 2015-01	<i>Conforming Changes to PIC Q&As - Cycle 2015</i>			✓
PIC Q&A 2016-01	<i>Conforming changes to PIC Q&As – Cycle 2016</i>			✓
PIC Q&A No. 2016-02	<i>Accounting Treatment of Club Shares Held by an Entity [Amended by PIC Q&A No. 2018-13]</i>			✓
PIC Q&A No. 2016-03	<i>Accounting for Common Areas and the Related Subsequent Costs by Condominium Corporations [Amended by PIC Q&A No. 2018-13]</i>			✓
PIC Q&A 2016-04	<i>Application of PFRS 15 "Revenue from Contracts with Customers" on Sale of Residential Properties under Pre-completion Contract</i>			✓
PIC Q&A No. 2017-01	<i>Conforming Changes to PIC Q&As – Cycle 2017*</i>		✓	
PIC Q&A No. 2017-02	<i>Capitalization of operating lease cost as part of construction costs of a building</i>			✓

PHILIPPINE FINANCIAL REPORTING STANDARDS AND INTERPRETATIONS		Adopted	Not Adopted	Not Applicable
PIC Q&A No. 2017-03	<i>Elimination of profits and losses resulting from transactions between associates and/or joint ventures</i>			✓
PIC Q&A No. 2017-04	<i>Related party relationships between parents, subsidiary, associate and non-controlling shareholder</i>			✓
PIC Q&A No. 2017-05	<i>Frequently asked questions on the disclosure requirements of financial instruments under PFRS 7, Financial Instruments: Disclosures [Amended by PIC Q&A No. 2018-13]</i>	✓		
PIC Q&A No. 2017-06	<i>Accounting for collector's items</i>			✓
PIC Q&A No. 2017-07	<i>Accounting for reciprocal holdings in associates and joint ventures</i>			✓
PIC Q&A No. 2017-08	<i>Requirement to prepare consolidated financial statements where an entity disposes of its single investment in a subsidiary, associate or joint venture</i>			✓
PIC Q&A No. 2017-09	<i>Accounting for payments between and among lessors and lessees</i>			✓
PIC Q&A No. 2017-10	<i>Separation of property and classification as investment property</i>			✓
PIC Q&A No. 2017-11	<i>Transaction costs incurred to acquire outstanding non-controlling interest or to sell non-controlling interest without a loss of control</i>			✓
PIC Q&A No. 2017-12	<i>Subsequent Treatment of Equity Component Arising from Intercompany Loans</i>			✓
PIC Q&A No. 2018-01	<i>Voluntary changes in accounting policy*</i>		✓	
PIC Q&A No. 2018-02	<i>Non-controlling interests and goodwill impairment test*</i>		✓	
PIC Q&A No. 2018-03	<i>Fair value of property, plant and equipment and depreciated replacement cost*</i>		✓	
PIC Q&A No. 2018-04	<i>Inability to measure fair value reliably for biological assets within the scope of PAS 41, Agriculture*</i>		✓	
PIC Q&A No. 2018-05	<i>Liability arising from maintenance requirement of an asset held under a lease*</i>		✓	
PIC Q&A No. 2018-06	<i>Cost of investment in subsidiaries in separate financial statements when pooling is applied in consolidated financial statements*</i>		✓	
PIC Q&A No. 2018-07	<i>Cost of an associate, joint venture, or subsidiary in separate financial statements [Amended by PIC Q&A No. 2018-13*]</i>		✓	
PIC Q&A No. 2018-08	<i>Accounting for the acquisition of a non-wholly owned subsidiary that is not a business*</i>		✓	
PIC Q&A No.	<i>Classification of deposits and progress payments</i>			

PHILIPPINE FINANCIAL REPORTING STANDARDS AND INTERPRETATIONS		Adopted	Not Adopted	Not Applicable
2018-09	<i>as monetary or nonmonetary items*</i>		✓	
PIC Q&A No. 2018-10	<i>Scope of disclosure of inventory write-downs*</i>		✓	
PIC Q&A No. 2018-11	<i>Classification of land by real estate developer*</i>		✓	
PIC Q&A No. 2018-12	<i>PFRS 15 implementation issues affecting the real estate industry</i>			✓
PIC Q&A No. 2018-13	<i>Conforming Changes to PIC Q&As – Cycle 2018*</i>		✓	
PIC Q&A No. 2018-14	<i>Accounting for Cancellation of Real Estate Sales*</i>		✓	
PIC Q&A No. 2018-15	<i>Classification of Advances to Contractors in the Nature of Prepayments: Current vs. Non-current*</i>		✓	
PIC Q&A No. 2018-16	<i>Level of fair value hierarchy of government securities using Bloomberg’s standard rule on fair value hierarchy*</i>		✓	

* These are the new and revised accounting standards and interpretations that are effective for annual period beginning on or after the reporting period ended December 31, 2018.

SUN LIFE PROSPERITY ABUNDANCE FUND, INC.
Schedule of Financial Soundness Indicators and Financial Ratios
December 31, 2018 and December 31, 2017

	2018	2017
<i>Current/ Liquidity Ratios</i>		
a. Current ratio	521.11:1	104.31:1
b. Quick ratio	521.11:1	104.31:1
c. Cash ratio	102.93:1	2.38:1
d. Days in receivable	N/A	N/A
e. Working capital ratio	1.00:1	0.99:1
f. Net working capital to sales ratio	705.66:1	22.31:1
g. Defensive Interval Ratio	16,210.56:1	15,254.69:1
<i>Solvency Ratios</i>		
a. Long-term debt to equity ratio	0.00	0.00
b. Debt to equity ratio	0.00	0.01
c. Long term debt to total asset ratio	0.00	0.00
d. Total debt to asset ratio	0.00	0.01
Asset to equity ratio	1.00:1	1.01:1
Interest rate coverage ratio	N/A	N/A
<i>Profitability Ratio</i>		
a. Earnings before interest and taxes (EBIT) margin	-40.31	1.13
(EBITDA) margin	-40.31	1.13
c. Pre-tax margin	-40.31	1.13
d. Effective tax rate	-0.27%	0.08%
e. Post-tax margin	-40.41	1.13
f. Return on equity	-0.05%	4.40%
g. Return on asset	-0.05%	4.38%
Capital intensity ratio	707.02:1	22.52:1
Fixed assets to total assets		
Dividend payout ratio	N/A	N/A

Sun Life Prosperity Dollar Abundance Fund Inc.
Schedule Required under SRC Rule 68

i. Percentage of Investment in a Single Enterprise to Net Asset Value
As of December 31, 2018 and December 31, 2017

	2018			2017		
	Investment (Market Value)	Net Asset Value	% over NAV	Investment (Market Value)	Net Asset Value	% over NAV
Corporate Issued Bonds						
SM Investments Corporation 2024	650,397	10,079,662	6.45%	690,092	13,442,781	5.13%
PCORPM 7 1/2 PERP	-	10,079,662	0.00%	2,005,695	13,442,781	14.92%
PCORPM 4.6 PERP	1,391,565	10,079,662	13.81%	-	-	-
.SC 5 03/19/24 (CLN)	1,431,000	10,079,662	14.20%	-	-	-
.NOM 6.07 12/20/23 (CLN)	953,000	10,079,662	9.45%	-	-	-
Foreign Government Issued Bonds						
International Container Terminal 2020	728,147	10,079,662	7.22%	1,982,286	13,442,781	14.75%
RCBC Bonds						
RCBC 2023	1,467,210	10,079,662	14.56%	-	-	-
Special savings deposits						
MYB	1,001,100	10,079,662	9.93%	-	-	-
Treasury Notes - Republic of the Philippines						
ROP34	-	10,079,662	0.00%	1,626,935	13,442,781	12.10%
ROP25	-	10,079,662	0.00%	604,136	13,442,781	4.49%
ROP30	-	10,079,662	0.00%	1,106,560	13,442,781	8.23%
ROP31	-	10,079,662	0.00%	713,770	13,442,781	5.31%
PHILIP 3.7 02/02/42	-	10,079,662	0.00%	2,144,135	13,442,781	15.95%
BSNZPM 8.6 06/15/97	276,348	10,079,662	2.74%	276,348	13,442,781	2.06%
T 2.25 11/15/2027	-	10,079,662	0.00%	1,870,016	13,442,781	13.91%
Equities						
SUN LIFE PROSPERITY DOLLAR STARTER FUND, INC	1,103,137	10,079,662	10.94%	-	-	-

ii. Total Investment of the Fund to the Outstanding Securities of an Investee Company
As of December 31, 2018 and December 31, 2017

	2018			2017		
	Investment (Market Value)	Outstanding Securities	% over Investee	Investment (Market Value)	Outstanding Securities	% over Investee
Treasury Notes (ISIN)						
Corporate Issued Bonds						
SM Investments Corporation 2024	650,397	**	-	690,092	350,000,000,000	0.00%
SM Investments Corporation 2017	-	-	-	-	400,000,000,000	0.00%
PCORPM 7 1/2 PERP	-	**	-	2,005,695	**	-
PCORPM 4.6 PERP	1,391,565	**	-	-	-	-
.SC 5 03/19/24 (CLN)	1,431,000	**	-	-	-	-
.NOM 6.07 12/20/23 (CLN)	953,000	**	-	-	-	-
Corporate Issued Bonds						
International Container Terminal 2020	728,147	**	-	1,982,286	450,000,000,000	0.00%
RCBC Bonds						
RCBC 2023	1,467,210	**	-	-	-	-
Special savings deposits						
MYB	1,001,100	10,079,662	9.93%	-	-	-
Treasury Notes - Republic of the Philippines						
ROP25	-	-	-	604,136	1,552,888,000	0.04%
ROP34	-	-	-	1,626,935	2,310,920,000	0.07%
ROP30	-	-	-	1,106,560	1,926,126,000	0.06%
ROP31	-	-	-	713,770	2,069,147,000	0.03%
PHILIP 3.7 02/02/42	-	**	-	2,144,135	**	-
BSNZPM 8.6 06/15/97	276,348	**	-	276,348	**	-
T 2.25 11/15/2027	-	**	-	1,870,016	**	-
Equities						
SUN LIFE PROSPERITY DOLLAR STARTER FUND, INC	1,086,192	5,784,934	18.78%	-	-	-

iii. **Total Investment in Liquid or Semi-Liquid Assets to Total Assets**
As of December 31, 2018 and December 31, 2017

	2018	2017
Total Liquid and Semi-Liquid Assets	10,099,042	13,572,902
TOTAL ASSETS	10,099,042	13,572,902
Total Liquid and Semi-Liquid Assets to Total Assets	100.00%	100.00%

iv. **Total Operating Expenses to Total Net Worth**
As of December 31, 2018 and December 31, 2017

	2018	2017
Total Operating Expenses	224,277	320,311
Average Daily Net Worth	11,337,680	16,397,100
Total Operating Expenses to Total Net Worth	1.95%	1.95%

v. **Total Assets to Total Borrowings**
As of December 31, 2018 and December 31, 2017

	2018	2017
Total Assets	10,099,042	13,572,902
Total Borrowings	19,380	130,121
Total Assets to Total Borrowings	10430.99%	10430.99%

** Figures not available

SUN LIFE PROSPERITY DOLLAR ABUNDANCE FUND, INC.
2nd Floor Sun Life Centre, 5th Avenue, Corner Rizal Drive, Bonifacio Global, Taguig City

**Additional Requirements for Issuers of Securities to the Public
Required by the Securities and Exchange Commission
As at December 31, 2018**

TABLE OF CONTENTS

	<u>Page</u>
Table of Contents	
A. Financial Assets	<u>2</u>
B. Amounts Receivable from Directors, Officers, Employees, Related Parties, and Principal Stockholders (Other than Related parties)	<u>N.A.</u>
C. Amounts Receivable from Related Parties which are Eliminated during the Consolidation of Financial Statements	<u>N.A.</u>
D. Intangible Assets - Other Assets	<u>N.A.</u>
E. Long-Term Debt	<u>N.A.</u>
F. Indebtedness to Related Parties	<u>3</u>
G. Guarantees of Securities of Other Issuers	<u>N.A.</u>
H. Capital Stock	<u>4</u>

SUN LIFE PROSPERITY DOLLAR ABUNDANCE FUND, INC.
2nd Floor Sun Life Centre, 5th Avenue, Corner Rizal Drive, Bonifacio Global, Taguig City

SCHEDULE A - FINANCIAL ASSETS

As at December 31, 2018

Name of Issuing Entity and Association of Each Issue	Number of Shares or Principal Amount of Bonds and Notes	Amount shown in the Balance Sheet	Income Received and Accrued
Treasury Bonds and Notes Issued by the Nat'l. Government	7,000,000	\$6,897,667	\$457,202
Equities:			
SUN LIFE PROSPERITY DOLLAR STARTER FUND, INC	1,086,192	1,103,137	
TOTAL	9,087,292	8,000,803.10	\$457,202

SUN LIFE PROSPERITY DOLLAR ABUNDANCE FUND, INC.
2nd Floor Sun Life Centre, 5th Avenue, Corner Rizal Drive, Bonifacio Global, Taguig City

SCHEDULE F - INDEBTEDNESS TO RELATED PARTIES

As at December 31, 2018

Name of Related Party	Relationship	Balance at beginning of period	Balance at end of period
Sun Life Asset Management Company, Inc. Board of Directors	Fund Manager Directors	\$20,946 791	\$14,783 -
TOTAL		\$21,737	\$14,783

SUN LIFE PROSPERITY DOLLAR ABUNDANCE FUND, INC.
2nd Floor Sun Life Centre, 5th Avenue, Corner Rizal Drive, Bonifacio Global, Taguig City

SCHEDULE H - CAPITAL STOCK
As at December 31, 2018

Title of Issue	Number of Shares Authorized	Number of Shares Issued and Outstanding	Number of Shares reserved for options, warrants, conversion and other rights	Number of Shares Held By		
				Related parties	Directors, Officers and Employees	Others
Share Capital						
Ordinary Shares	10,000,000	6,765,497	-	-	5	6,765,492
Treasury Shares	-	(3,255,998)	-	-	-	(3,255,998)
TOTAL	10,000,000	3,509,499	-	-	5	3,509,494