Sun Life Asset Management

FUND FACTS

Sun Life Prosperity Dollar Abundance Fund

September 30, 2019

This document contains key information clients of Sun Life Prosperity Dollar Abundance Fund should know about. More information can be found in the Fund's prospectus. Ask a Sun Life Financial Advisor or contact Sun Life Asset Management Company, Inc., at 849-9888 or Phil-MF-Products@sunlife.com or visit www.sunlifefunds.com.

Launch Date	March 1, 2005	Minimum Holding Period	None	Fund Structure	Mutual Fund (Shares)
Fund Size	USD 10,856,574.29	Management and Distribution Fee	1.50%	Minimum Subscription	USD 1,000
Net Asset Value Per Share	3.1639	Transfer Agency Fee	0.15%	Minimum Subsequent	USD 200
Benchmark	95% JP Morgan Asian Credit Index + 5% 30-day USD Dep Rate	Early Redemption Fee	None	Risk Classification	Moderate

What does the Fund invest in?

The Sun Life Prosperity Dollar Abundance Fund aims to provide returns through investments in a diversified portfolio of US Dollar-denominated fixed income instruments issued by the Philippine government, other major economies or corporations operating therein or through diversified investment companies invested in such securities.

The Fund is suitable for investors with a low risk tolerance and a medium-term investment horizon. This is for moderately conservative investors who want relatively stable and reasonable returns in US Dollars.

Top Fixed Income Holdings

1. ROP 2029, 17.68%
2. ROP 2029, 15.55%
3. ROP 2042, 10.68%
4. Corporate Bonds 2029, 9.85%
5. Corporate Bonds 2023, 6.82%

Investment Mix

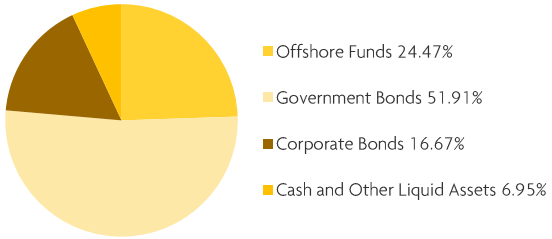

Maturity Profile

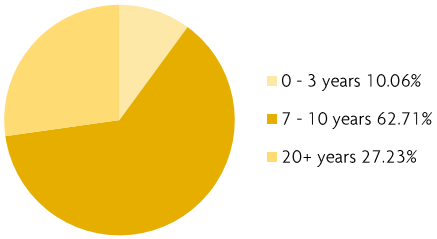

How has the Fund performed?

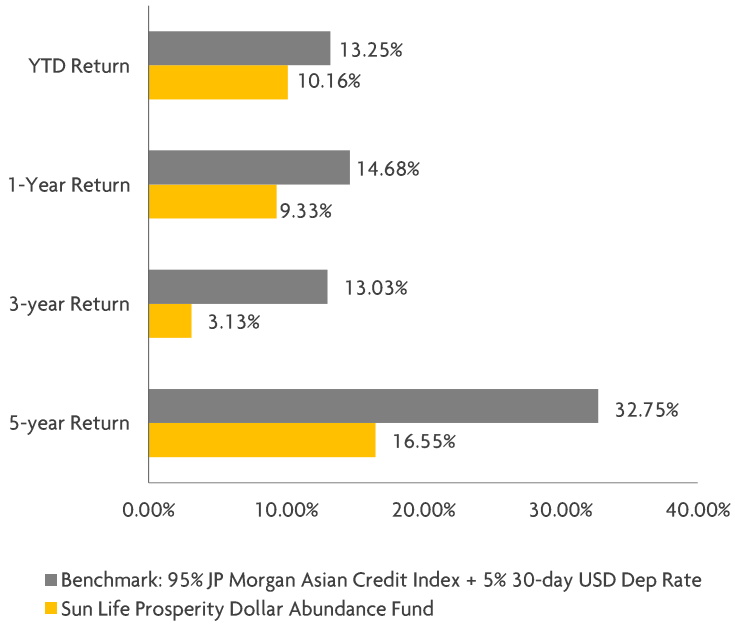

Market Review

- It was a constructive month for risk assets as central banks continued to cut rates and trade war negativity took a back seat. The ECB cut deposit rates by 10bps to -0.5%, and introduced EU20Bn of debt purchases per month for as long as needed. The US and China warmed up to each other again, scheduling trade talks in October. The rally saw some correction moving into the latter half of the month though, as the Federal Reserve cut rates by 25bps as expected, but saw some dissent among members on whether a cut was necessary or not, which markets took as a negative sign.
- 10Y yields moved as much as 40bps higher MoM, from 1.50% to 1.90% closing at 1.66%, while spreads on ROPs also tightened over the month to as low as +40bps, before widening again nearing month end.
- The Fund has gained 10.16% YTD, trailing the benchmark (+13.25%) by 309 bps. The lag was mostly due to sector selection as the Fund was overweight cash in the earlier part of the year.

Disclaimer: Mutual Fund performance depends on various market and economic conditions. Past performance is not a guarantee or an indication of future results. Thus, returns are not guaranteed and may differ from the original investment. Information contained in this Fund Fact Sheet do not constitute investment advice. For more information on our mutual funds, please consult a Sun Life Financial Advisor.