



This document contains key information clients of Sun Life Prosperity Achiever Fund 2048 should know about. More information can be found in the Fund's prospectus. Ask a Sun Life Financial Advisor or contact Sun Life Asset Management Company, Inc., at 8-849-9888 or Phil-MF-Products@sunlife.com or visit www.sunlifefunds.com.

Launch Date	January 28, 2019	Management and Distribution Fee	1.25%	Minimum Subsequent	PHP 1,000
Fund Size	PHP 46,427,038.90	Transfer Agency Fee	0.15%	Fund Structure	Mutual Fund (Units)
Net Asset Value Per Unit	0.8957	Early Redemption Fee	Varies	Fund Classification	Multi-Asset Fund
Benchmark	50% PSEi + 45% Bloomberg Sovereign Bond Index + 5% 30-day SSA	Minimum Subscription	PHP 1,000		

What does the Fund invest in?

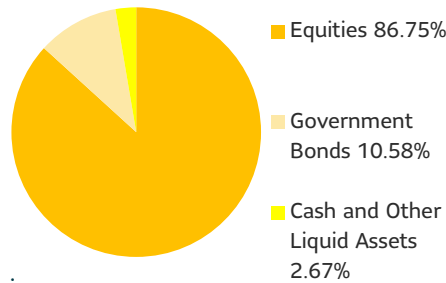
The **Sun Life Prosperity Achiever Fund 2048** aims to generate long-term capital appreciation through a portfolio of equities, fixed income securities, and alternative financial instruments, adjusted accordingly as the target date of the Fund (Year 2048) approaches.

The Fund is suitable for investors with a **balanced risk profile** and long-term investment horizon. This is for investors who aim to prepare for a future need or milestone life event by Year 2048 (e.g. car, funds for business, child's education, retirement).

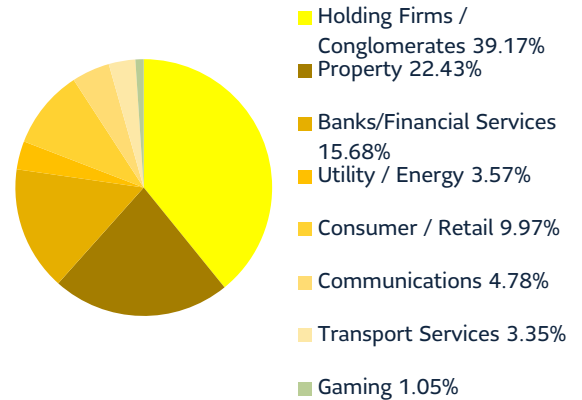
Top Equity Holdings

1. SM Investments Corporation, 13.96%
2. SM Prime Holdings Inc., 9.62%
3. Ayala Land Inc., 7.91%
4. Ayala Corporation, 6.08%
5. BDO Unibank Inc., 5.03%
6. JG Summit Holdings Inc., 5.02%
7. Bank of the Philippine Islands, 4.62%
8. Universal Robina Corporation, 3.62%
9. International Container Terminal Services Inc., 2.91%
10. Aboitiz Equity Ventures Inc., 2.86%

Investment Mix

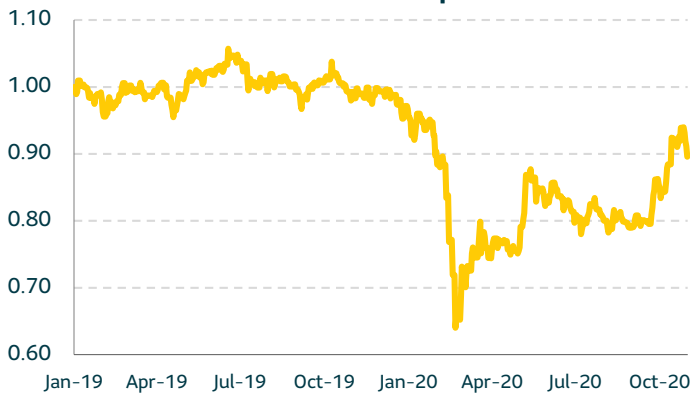


Sector Allocation



How has the Fund performed?

NAVPU Since Inception



CUMULATIVE PERFORMANCE

Since Inception	YTD	1-Year	3-Year	5-Year
-10.43%	-9.82%	-9.77%	-	-

Market Review

- The PSEi surged by 7.39% in November to close at 6,791.46 on the back of positive news on vaccine development. Meanwhile, local government bond rates fell by 5-10 bps across the curve with 1-5Y bonds outperforming.
- Positive news on vaccine development, improvement in the COVID-19 situation, easing movement restrictions, and the BSP cutting policy rates by 25 bps buoyed the market for the month, while foreign selling at the end of the month and 3Q GDP of -11.5% YoY coming in behind expectations of -9.6% held the market back.
- The Fund is a mix of equities and cash/fixed income securities and follows the composition and performance of the equity and fixed income benchmarks.

Disclaimer: Mutual Fund performance depends on various market and economic conditions. Past performance is not a guarantee or an indication of future results. Thus, returns are not guaranteed and may differ from the original investment. Information contained in this Fund Fact Sheet do not constitute investment advice. For more information on our mutual funds, please consult a Sun Life Financial Advisor.