

Scheduled Bills Payment

Quick Guide



Sun Life
Asset Management



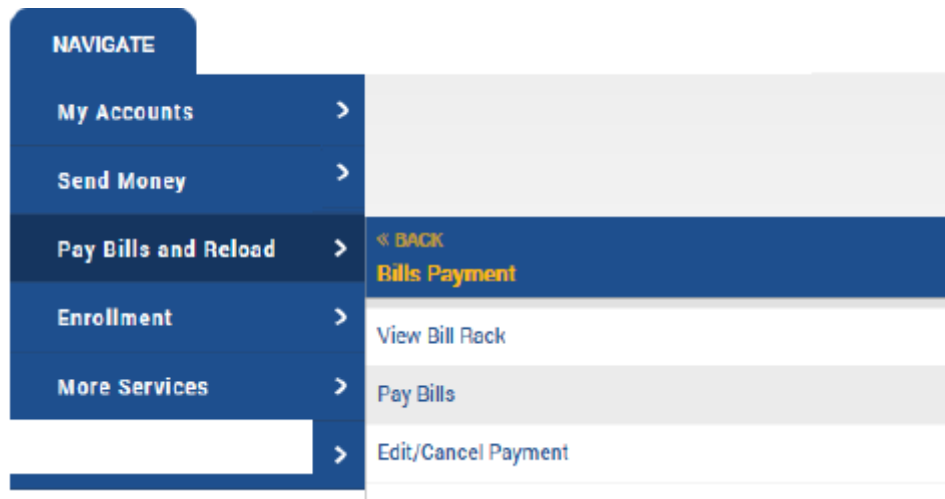
Content Outline

BDO

BPI

Metrobank

BDO Scheduled Bills Payment



Log in to your online banking account. Select **Pay Bills and Reload**, then click **Pay Bills**.

BDO Scheduled Bills Payment

Payment Details

Pay from

Pay this Company/Biller

Pay a Company/Biller that is not yet enrolled

Amount

Remarks

For clients who wish to pay their bills via Credit Card please click the link [CREDIT CARD PAYMENT](#)

Input payment details:

Pay from – select the account from which the payment will be debited

Pay this Company/Biller – select biller

Amount – indicate amount to be paid

BDO Scheduled Bills Payment

Payment Schedule

Immediately Later Date Regular Scheduled Date

Frequency

Choose One
Daily
Weekly
Monthly

Submit

For scheduled bills payment, select **Regular Scheduled Date** under Payment Schedule. Indicate the frequency, start date, and end date.

Click **Submit**.



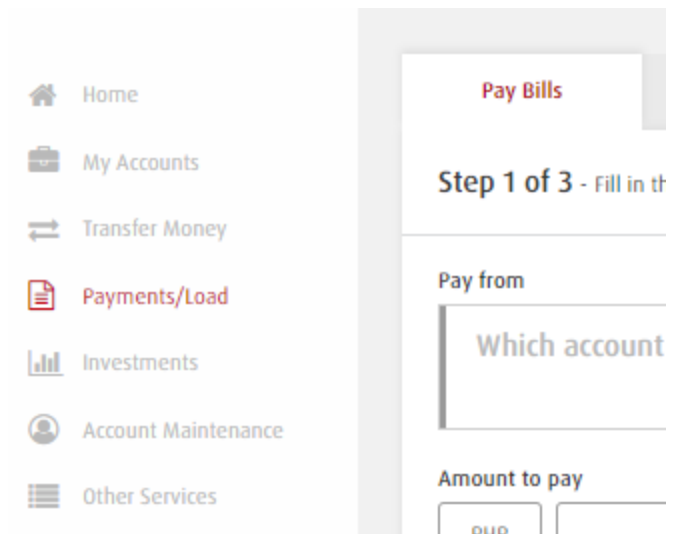
Content Outline

BDO

BPI

Metrobank

BPI Scheduled Bills Payment



Log in to your online banking account. Select **Payments/Load**, then click **Pay Bills**.

BPI Scheduled Bills Payment

Step 1 of 3 - Fill in the details

Pay from

Savings	Source Account	PHP	▼
		Available Balance	

Amount to pay

PHP	1,000.00	Amount
-----	----------	--------

Pay to

SLMCIX FE12345678CF01	×	Bill	📄
-------------------------	---	------	---

Input payment details:

Pay from – select the account from which the payment will be debited

Amount to pay – indicate amount to be paid

Pay to – select biller

BPI Scheduled Bills Payment

Frequency

Now

Now

One Time

Monthly

Quarterly

Frequency

Monthly

Start date

Select start date

Number of payments

Select number of payments

For scheduled bills payment, select Frequency. Indicate the frequency, start date, and number of payments.

Click **Next**.



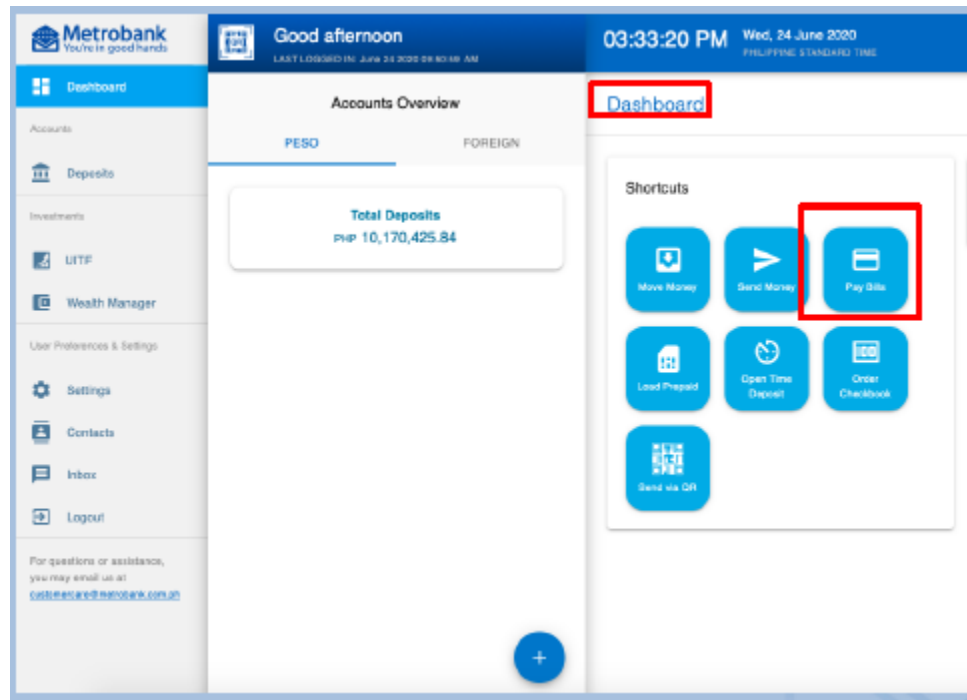
Content Outline

BDO

BPI

Metrobank

Metrobank Scheduled Bills Payment



Log in to your online banking account. Select Dashboard, then click **Pay Bills**.

Metrobank Scheduled Bills Payment

Pay Bills



Input payment details:

I am paying – indicate amount to be paid

For – select biller

Subscriber/ Account No – indicate sales load prefix + mutual fund account number

Using – select the account from which the payment will be debited

For scheduled bills payment, tick **Recurring**. Indicate the frequency, start date, and end date.

Click **Next**.

1 Enter Details — 2 Review and Confirm — 3 Done

I am paying

PHP

1,000.00

Amount

For

SLAMCI Index Fund

Biller



Subscriber/ Account No.

FE12345678CF01

Subscriber Number

Using

Checking 260

Source Account



NOW

LATER



Recurring

Connect with SLAMCI.

For transaction clarification, verification, and other account-related concerns, please get in touch with us through the following:

(02) 8-849-9888

sunlink@sunlife.com

www.sunlifefunds.com



Sun Life
Asset Management