

# COVER SHEET

**A 1 9 9 9 0 8 7 1 5**

S.E.C. Registration Number

**S U N L I F E O F C A N A D A P R O S P E R I T Y**  
**B O N D F U N D I N C .**

8 T H F L R . , S U N L I F E C E N T R E 5 T H

A V E B O N I F A C I O G L O B A L F O R T

B O N I F A C I O T A G U I G C I T Y

[Empty grid for address continuation]

[Empty grid for address continuation]

( Business Address : No. Street City / Town / Province )

**Jeanemar S. Talaman**

Contact Person

**8555-8888**

Company Telephone Number

1 2

Month

3 1

Day

Fiscal Year

**SEC Form 17-A**

FORM TYPE

[Empty grid]

Month

[Empty grid]

Day

Annual Meeting

Mutual Fund Company

Secondary License Type, If Applicable

[Empty grid]

Dept. Requiring this Doc.

[Empty grid]

Amended Articles Number/Section

[Empty grid]

Total No. of Stockholders

Total Amount of Borrowings

[Empty grid]

Domestic

[Empty grid]

Foreign

To be accomplished by SEC Personnel concerned

[Empty grid]

File Number

\_\_\_\_\_ LCU

[Empty grid]

Document I.D.

\_\_\_\_\_ Cashier

[----- STAMPS -----]

Remarks = pls. use black ink for scanning purposes



# SECURITIES AND EXCHANGE COMMISSION

THE SEC HEADQUARTERS 7907 Makati Avenue, Salcedo Village, Bel-Air, Makati City  
1209 Trunk Line No:02-5322-7696 Email Us:www.sec.gov.ph/imessagemo@sec.gov.ph



**The following document has been received:**

**Receiving:** RICHMOND CARLOS AGTARAP

**Receipt Date and Time:** April 30, 2025 02:24:51 PM

## Company Information

---

**SEC Registration No.:** A199908715

**Company Name:** SUN LIFE OF CANADA PROSPERITY BOND FUND INC.

**Industry Classification:** J66910

**Company Type:** Stock Corporation

## Document Information

---

---

**Document ID:** OST10430202583234782

**Document Type:** ANNUAL\_REPORT

**Document Code:** SEC\_Form\_17-A

**Period Covered:** December 31, 2024

**Submission Type:** Original Filing

**Remarks:** WITH FS

---

---

Acceptance of this document is subject to review of forms and contents

SEC Number: **A199908715**

File Number: \_\_\_\_\_

**SUN LIFE OF CANADA PROSPERITY BOND FUND, INC.**

(Company's Full Name)

**8<sup>th</sup> Floor, Sun Life Centre, 5<sup>th</sup> Avenue corner Rizal Drive  
Bonifacio Global City, Taguig City, Metro Manila, Philippines**

-----  
(Company's Address)

**8555-8888**

-----  
(Telephone No.)

**December 31**

-----  
(Fiscal Year Ending)  
(Month & Day)

**SEC FORM 17- A ANNUAL REPORT**

-----  
Form Type

-----  
Amendment Designation (If applicable)

**December 31, 2024**

-----  
Period Ended Date

**OPEN-END INVESTMENT COMPANY**

-----  
Secondary License Type and File Number



## PART I - BUSINESS AND GENERAL INFORMATION

### Item 1. Business

The Sun Life of Canada Prosperity Bond Fund, Inc. (Fund) is a registered open-end investment company under the Investment Company Act (R.A. 2629) and the Securities Regulation Code (R.A. 8799). It was incorporated on January 19, 2000 under SEC Registration No. A199908715. It is engaged in the sale of its shares of stock and investment of the proceeds in fixed income securities.

Sun Life Asset Management Company, Inc. (SLAMCI), a wholly owned subsidiary of Sun Life of Canada (Philippines), Inc. (SLOCPI), acts as the Fund Manager and Principal Distributor. For 2024, income of the Fund is composed of the following:

Interest Income from fixed-income securities	94.39%
Interest Income from corporate loans	3.96%
Interest Income from cash and cash equivalents	1.01%
Trading income	0.63%
Other Income	0.01%

The Fund is designed to provide regular interest income and preservation of capital through investments in government and high-quality corporate debt securities aggregating below-average risk. One's investment buys a fully diversified portfolio of bonds, chosen for both their income potential and the quality and reputation of the organizations that back or "secure" those bonds. With a host of bonds, representing the spectrum of what the bond market has to offer, investors in the Fund are perfectly positioned to benefit from opportunity in the short, medium and long-term bond markets.

The Fund was incorporated on January 19, 2000 with 200,000,000 authorized shares at an initial par value of P1.00 per share.

#### *Approved Changes*

On December 4, 2000, the Board of Directors and the shareholders held a special meeting where all present unanimously voted to increase the Fund's authorized share capital by 300,000,000 (from 200,000,000 shares to 500,000,000 shares both with par value of P1.00), which was approved by the SEC on March 30, 2001.

On May 21, 2001, approval was obtained from the shareholders for the blanket increase of the Fund's authorized share capital for up to P2,500,000,000 divided into 2,500,000,000 shares with a par value of P1.00.

Also, on May 21, 2001, the Board of Directors voted to increase the Fund's authorized share capital by 200,000,000 shares (from 500,000,000 shares to 700,000,000 shares both with par value of P1.00), which was approved by the SEC on July 27, 2001.

On October 10, 2001, the Board of Directors approved to increase the Fund's authorized share capital by 200,000,000 shares (from 700,000,000 shares to 900,000,000 shares both with par value of P1.00), which was approved by the SEC on December 21, 2001.

On May 29, 2002, the Board of Directors voted to increase the Fund's authorized share capital P1.00), which was approved by the SEC on July 05, 2002.

On January 07, 2004, the SEC approved the Fund's request to increase its authorized share capital by 1,300,000,000 shares (from 2,500,000,000 shares to 3,800,000,000 shares both with par value of P1.00).

On February 17, 2006 and June 28, 2013, the Board of Directors and shareholders, respectively, approved the reduction of the par value per share from P1.00 to P0.01. The SEC approved the change in the par value on May 27, 2014. On October 24, 2014, the application to amend the Registration Statement to reflect the change in par value per share was filed with the SEC. Said application was approved by the SEC on April 20, 2015.

#### *Current State*

As at December 31, 2024, the Fund has 1,902,534,519 issued and outstanding shares out of the 3,800,000,000 ACS with a par value of P0.01 per share.

The Fund's common shares are available through SLAMCI's registered representatives and eligible securities dealers that have entered into an agreement with SLAMCI to sell shares.

The Fund is part of the seventeen (17) Sun Life Prosperity Funds which offer excellent value to investors as a result of SLAMCI's collective experience in fund management, strong investment philosophy, remarkable investment performance and strong organizational structure. However, it should be noted that past performance of any fund manager is no guarantee of future results. It is only an indication of their capabilities to deal with rapid changes in the economy and market conditions in the future.

The Sun Life Prosperity Funds make investing simple, accessible and affordable. The Sun Life Prosperity Funds offer a unique "family of funds" to choose from. The "family of funds" concept allows investors to modify their investment strategies over time, by letting them transfer from one fund to another, as their needs dictate, as much as ten times a year without paying documentary stamp taxes.

The financial statements have been prepared on the historical cost basis, except for certain financial assets measured at fair value. Fair value movements on financial assets are taken through the statement of comprehensive income. The change to marked-to-market thus provides equitable treatment between investors coming in and out of the Fund.

The Fund participates in the mutual funds sector which is a sub-sector of the financial services industry. There are no national geographical boundaries as the nature of the industry and prevailing technology make it possible for the various players to offer their services to almost any place in the country.

The Fund principally competes directly with the Unit Investment Trust Funds ("UITFs") offered by commercial banks and other mutual funds in the Philippines.

However, the Fund does not have any knowledge on the relative size, financial and market strengths of the Fund's competitors. The Fund principally competes in terms of returns and the associated risks of the return. The Fund's market strength is its wide distribution network that provides strategic distribution of Fund shares and the financial stability and reputation of its Investment Company Adviser. The Fund intends to compete principally based on the reputation of SLAMCI for superior investment performance and corporate governance coupled with its distribution network and superior backroom operations.

There are many potential advantages to investing in mutual funds. However, in deciding to invest, the investor is strongly advised to also consider the risks involved in investing in mutual funds, and in the Offer Shares, as well as the risks that the Fund faces, given its underlying assets whose respective values essentially affect the Fund's overall net asset value.

**Market Risk:** Interest Rate Risk is a type of Market Risk which is applicable to the Fund's investments in bonds, if any. This refers to the increase/decrease of a bond price due to movement in market factors such as changes in interest rates. A change in interest rates is the period when interest rates rise or fall thus causing the decline or increase in the market price of the bonds held by the Fund, if any. This risk is minimized by closely monitoring the direction of interest rates and aligning it with the appropriate strategy of the Fund.

**Credit Risk:** Investments in bonds carry the risk that the issuer of the bonds might default on its interest and principal payments. In the event of default, the Fund's value will be adversely affected and may result in a write-off of the concerned asset held by the Fund. To mitigate the risk, each Issuer/Borrower/Counterparty passes through a stringent credit process to determine whether its credit quality complies with the prescribed standards of the Fund. Further, the credit quality of the Issuer/Borrower/Counterparty is reviewed periodically to ensure that excellent credit standing is maintained.

**Fund Manager Risk:** The performance of the Funds is also dependent on the Fund Manager's skills. Hence, the Fund may underperform in the market and/or in comparison with similar funds due to investment decisions made by the Fund Manager, and may also fail to meet the Fund's investment objectives. The Board of Directors of the Fund, however, shall ensure that all investment policies and restrictions enumerated in this Prospectus are strictly followed.

**Dilution Risk:** Being an open-end mutual fund, various investors may effectively subscribe to any amount of shares of the Fund. As such, investors face the risk of their investments being diluted as more investors subscribe to shares of the Fund. The influence that the investors can exert over the control and management of the Fund decreases proportionately. To mitigate the risk, the Fund may impose single investor limits to the ownership of the fund, when necessary. This limits the extent to which any single investor can exercise control of the Fund. The Fund may also impose an anti-dilution levy or fee for significant orders, to protect the interest of the remaining investors of the Fund, when necessary.

**Liquidity Risk:** The Fund is usually able to service redemptions of investors within seven (7) banking days after receipt of the notice of redemption by paying out redemptions from available cash or cash equivalents. When redemptions exceed these liquid holdings, the Fund will have to sell less-liquid assets, and during periods of extreme market volatility, the Fund may not be able to find a buyer for such assets. As such, the Fund may not be able to generate sufficient cash from its sale of assets to meet the redemptions within the normal seven (7) banking day period. To mitigate this risk, the Fund maintains adequate highly liquid assets in the form of cash, cash equivalents and near cash assets in its portfolio. As the Fund's portfolio is composed of liquid assets, liquidity risk is deemed low.

**Large Transaction Risk:** If an investor in a Fund makes a large transaction, the Fund's cash flow may be affected. For example, if an investor redeems a large number of shares of a Fund, that Fund may be forced to sell securities at unfavorable prices to pay for the proceeds of redemption. This unexpected sale may have a negative impact on the net asset value of the Fund. To mitigate this risk, the Fund may impose single investor limits to the ownership of the fund, when necessary. This limits the extent to which redemptions from any single investor can impact the Fund's cash flow. The Fund may also impose an anti-dilution levy or fee for significant orders, to protect the interest of the remaining investors of the Fund, when necessary.

**Non-guarantee:** Unlike deposits made with banks, an investment in the Fund is neither insured nor guaranteed by the PDIC. Hence, investors carry the risk of losing the value of their investment, without any guaranty in the form of insurance. Moreover, as with any investment, it is important to note that past performance of the Fund does not guarantee its future success.

**Regulatory Risk:** The Fund’s investments and operations are subject to various regulations affecting among others, accounting of assets and taxation. These regulations occasionally change and may result in lower returns or even losses borne by the investors. For example, a higher tax imposed on the sale or purchase of underlying assets of the Fund may result in lower net asset value of the Fund. To mitigate this risk, SLAMCI adopts global best practices. Further, it maintains regular communications with the relevant government agencies to keep itself abreast of the issues giving them concern, and to have the opportunity to help them set standards for good governance. SLAMCI also takes an active participation in the Philippine Investment Funds Association, Inc. (“PIFA”), an association of mutual fund companies in the Philippines.

**Operational Risk:** This is the risk of loss resulting from inadequate or failed internal processes, controls, people and systems. Categories of operational risks may fall under: sales and distribution, human resources, information technology, processes and people, accounting and finance, model risk, legal and regulatory and third-party relationships. The Fund ensures that internal controls and practices are consistent with enterprise wide policies supporting the management of operational risks. The Fund has established business specific guidelines. Comprehensive investment program, including appropriate levels of self-insurance, is maintained to provide protection against potential losses.

The above risk factors are by no means exhaustive. New and/or unidentified risks may arise given the fast-changing financial markets and economic environment.

**Classification of the Fund into high, moderate or low risk investment:** In furtherance of its investment objective, that is, to generate income in Philippine Pesos consistent with prudent management of the Fund’s assets, the Fund’s portfolio may consist of fixed income and other related securities of the Philippine Government, and commercial papers issued by corporations within the Philippines, certificates of deposits, and other short-term instruments. Considering the nature of these investments, the Fund is for retail and corporate clients and is classified as a moderate risk investment.

## **Item 2. Properties**

The Fund has financial assets in the form of cash and cash equivalents, fixed income securities, listed equity securities, and corporate loans only. As prescribed by SEC Rules, all of its assets are held by its custodian bank, Citibank, N.A..

Office space of the Fund is provided by SLAMCI pursuant to their Management Agreement. The Fund does not intend to acquire any real property in the course of its business.

## **Item 3. Legal Proceedings**

There is no material pending legal proceeding to which the Fund or any of its affiliates is a party, or of which any of their property is the subject.

## **Item 4. Submission of Matters to a Vote of Security Holders**

During the Annual Stockholders’ Meeting held on 16 July 2024 and the continuation thereof on 09 September 2024, the following were elected as directors for the term 2024-2025: Benedicto C. Sison, Valerie N. Pama, Cesar Luis F. Bate (independent), Cielito F. Habito (independent), and Teresita J. Herbosa (independent)., a The stockholders present or represented unanimously approved the following:

1. The minutes of the Annual Stockholders’ Meeting held on 11 July 2023;
2. The minutes of the Continuation Meeting of the Stockholders held on 08 September 2023;

3. All acts and proceedings of the Board and Corporate Officers (confirmation and ratification thereof);
4. Appointment of Navarro, Amper & Co. (Deloitte Touche Tohmatsu) as External Auditor for 2024.

Due to the failure to meet the required quorum of at least 2/3 of the outstanding capital stock, the following items were not approved:

1. Amendment of Article II (Primary Purpose) and Article II, paragraph 1 (ii), and paragraph 6 (Secondary Purpose) of the Articles of Incorporation to align with the Investment Company Act and its Implementing Rules and Regulations
2. Amendment of Article II, paragraph 9 (Secondary Purpose) of the Articles of Incorporation to revise "Corporation Law" to "Revised Corporation Code."
3. Amendment of Article VII of the Articles of Incorporation to align the conditions for the redemption of shares by a shareholder with the Investment Company Act, its Implementing Rules and Regulations, and other applicable issuances of the Securities and Exchange Commission
4. Amendment of Article VIII of the Articles of Incorporation to add a description of the features of the Fund's shares.
5. Amendment of Article II paragraph 8 (Secondary Purpose) of the Articles of Incorporation to clarify the wording (i.e., replace "business with "activities").

The Fund met the requirement that 50%+1 share of the OCS should be present in person or by proxy. Thus, the following items were approved by the stockholders:

1. Amendment of Article I, Sections 1 (Annual Meetings) and 2 (Special Meetings) of the By-Laws to allow for the holding of the stockholders meeting via remote communication; Section 2 (Special Meetings) to align with Section 49 of the Revised Corporation Code
2. Amendment of Article I, Section 3 (Notices) of the By-Laws to align the notice period for stockholders' meetings with the issuances of the Securities and Exchange Commission and to allow for the sending of the notices electronically.
3. Amendment of Article I, Section 6 (Voting) of the By-Laws to provide for the use of remote communication or in absentia in the conduct of regular and special stockholders' meetings and on the manner of voting in accordance with the Revised Corporation Code
4. Amendment of Article II, Section 1 (Board of Directors) of the By-Laws to include the requirement that at least twenty percent (20%) of the Board of Directors must be composed of independent directors.
5. Amendment of Article IV, Section 1 (Committees) of the By-Laws to ensure compliance with applicable rules on the composition of committees, changing or discharging of its members, and filling in vacancies.
6. Amendment of Article IV, Section 2 (Advisory Board) of the By-Laws on the deletion of the Advisory Board
7. Amendment of Article VI, Section 1 (b) (Management Contracts) of the By-Laws to align with the Investment Company Act and its Implementing Rules and Regulations
8. Amendment of Article VI, Section 2 (Distribution Contracts) of the By-Laws to align with the Investment Company Act and its Implementing Rules and Regulations, and to clean up the provisions.
9. Amendment of Article VII, Section 3 (Lost or Destroyed Certificates) of the By-Laws to refer to the applicable section of the Revised Corporation Code
10. Amendment of Article VII, Section 6 (Closing of Transfer Books) of the By-Laws to align with the period specified in the Revised Corporation Code
11. Amendment of Article VIII, Section 1 (Investment Policy) of the By-Laws to clarify that the Prospectus is as filed with and approved by the Securities and Exchange Commission
12. Amendment of Article VIII, Sections 2 (a) (b) and (c) (Restrictions) of the By-Laws to align with the Investment Company Act and its Implement Rules and Regulations

13. Amendment of Article IX, Section 1 (Net Asset Value) of the By-Laws to clarify that the Prospectus is as filed with and approved by the Securities and Exchange Commission
14. Amendment of Article X, Section 1 (Procedure for Redemption) of the By-Laws to align with the grounds for suspension under the Investment Company Act and its Implementing Rules and Regulations
15. Amendment of Article X, Section 2 (Payment on Redemption) of the By-Laws to align with the Investment Company Act and its Implementing Rules and Regulations
16. Amendment of Article XI, Section 1 (Custodian) of the By-Laws to align the definition of a Custodian with the definition and qualifications provided by the Investment Company Act and other applicable issuances of the Securities and Exchange Commission
17. Amendment of Article XI, Section 2 (Auxiliary Custodian) of the By-Laws to align it with the Investment Company Act and its Implementing Rules and Regulations on outsourcing or delegation of functions of the Custodian.
18. Amendment of Article XI, Section 3 (Auditors) of the By Laws to align it with the Investment Company Act and its Implementing Rules and Regulations and the Securities Regulation Code on the qualifications and appointment of an auditor.
19. Amendment of Article XIV, Section 1 (Amendments) of the By-Laws to align with the applicable provision of the Revised Corporation Code.
20. Amendment of Article II, Section 3 (Meetings) and 4 (Quorum) of the By-Laws to align the period for the notice of meeting of the directors with the Revised Corporation Code; (Note: This section is also for renumbering)
21. Amendment of Article II, Section 5 (Compensation) of the By-Laws to expressly state that directors and prohibited from participating in the determination of their own per diems or compensation; and to ensure that director compensation is granted by stockholders. (Note: This section is also for renumbering)
22. Amendment of Article II, Section 6 (Vacancy) of the By-Laws to align with the Revised Corporation Code on the vacancies in the Board of Directors. (Note: This section is also renumbering.)
23. Amendment of Article III, Sections 1 and 7 of the By-Laws in relation to the election of a Compliance Officer as one of the corporate officers
24. Amendment of Article II, Section 2 (Nomination Committee) of the By-Laws is deleted to align with required Board-level committees per recent rules and regulations. A separate section in the By-Laws also provides the Board with the power to designate committees.

## **PART II - OPERATIONAL AND FINANCIAL INFORMATION**

### **Item 5. Market for Issuer's Common Equity and Related Stockholder Matters**

#### **1. Market Information**

The shares of the Fund are traded over-the-counter. The Fund's common stocks are available through registered representatives and eligible securities dealers that have entered into an agreement to sell shares with the Fund's Principal Distributor, SLAMCI.

The following table shows the ranges of high and low prices (NAVPS) of the Fund's common shares for each quarter within the last two calendar years:

	2024		2023	
	High	Low	High	Low
Q1	3.3200	3.2983	3.2078	3.1460
Q2	3.3285	3.2765	3.2633	3.2088
Q3	3.4647	3.3294	3.2411	3.1930
Q4	3.4694	3.4195	3.3150	3.2095

The Fund's NAVPS is published daily through Business World, Business Mirror, and Sun Life Websites.

Below table shows the investment company return information of the Fund in the last five (5) recently completed fiscal years:

Year on year yield (1-year)	3.2423%
3 Year - Simple	7.4967%
5Year - Simple	11.2163%

## 2. Holders

The Fund has approximately 19,226 shareholders as of December 31, 2024.

On 7 March 2013, SEC *en banc* approved the confidential treatment of the list of Top 20 shareholders of the Fund, including the 5% and 10% beneficial owners. This is to protect the investors' privacy, which is a privilege they enjoy when they invest in other shared investment vehicles, such as unit investment trust funds, and when they invest in bank deposits.

The following table shows the number of institutional and retail investors and the percentage of their investments, and the geographic concentration of investments as of December 31, 2024.

% Ownership of Institutional Investors	% Ownership of Retail Investors
21.86%	78.14%

Area	Percentage of Investments
LUZON	95%
VISAYAS	4%
MINDANAO	1%
TOTAL	100%

## 3. Dividends

The Fund has not declared cash or stock dividends to date, but it has no restrictions that may limit its ability to pay dividends in the future.

The Board of Directors of the Fund has the power to fix and determine the amount to be reserved or provided for declaration and payment of dividends from the Fund's unrestricted retained earnings. The amount of such dividends (either in cash, stock, property or a combination of the foregoing) will depend on the Fund's profits, cash flows, capital expenditure, financial condition, and other factors. The existence of surplus profit arising from the operation of the Fund is needed

before a dividend can be declared. The surplus profits or income must be a bona fide income founded upon actual earnings or profits. Actual earnings or profits shall be the net income for the year based on the audited financial statements, adjusted for unrealized items, which are considered not available for dividend declaration. Taking into account the Fund's cash flows, capital expenditure, investment objective, and financial condition, at least 10% of the actual earnings or profits may be declared by the Board of Directors as dividends.

Cash dividends and property dividends may be declared by the Board of Directors and no stockholder approval is required. Stock dividends are subject to approval by both the Board of Directors and the stockholders representing at least two-thirds (2/3) of the outstanding capital stock of the Fund at a stockholders' meeting called for such purpose.

Under the Revised Corporation Code, Corporations with surplus profit in excess of 100% of its paid-in capital stock are required to declare dividends (cash or stock) and distribute it to its stockholders.

Dividends so declared will be automatically reinvested in additional shares on behalf of the shareholders, without sales charges, at the NAVPS on the payment date established for such dividends. As such, shareholders realize their gains when shares are redeemed. Shareholders may also elect not to have dividends reinvested and receive payment in cash, net of tax.

#### **Item 6. Management's Discussion and Analysis of Plan of Operation.**

The Performance of the Fund could be measured by the following indicators:

- 1. Increase/Decrease in Net Assets Value per Share (NAVPS).** NAVPS is computed by dividing net assets (total assets less total liabilities) by the total number of shares issued and outstanding as of the end of the reporting day. Any increase or decrease in NAVPS translates to a prospective capital gain or capital loss, respectively, for the Fund's shareholders.
- 2. Net Investment Income.** Represents total earnings of the Fund from its investment securities, less operating expenses and income tax. This gauges how efficiently the Fund has utilized its resources in a given time period.
- 3. Assets Under Management (AUM).** These are the assets under the Fund's disposal. This measures the profitability of the Fund (increase/decrease brought about by its operational income) as well as investor confidence (increase/decrease brought about by investor subscriptions/redemptions).
- 4. Cash Flow.** This determines whether the Fund was able to achieve the optimal level of liquidity by being able to meet all its scheduled payments, while maintaining at the same time the maximum investments level and minimum cash level.

#### **Accounting Policies on Financial Assets through Profit and Loss**

##### **Financial assets**

##### **Initial recognition and measurement**

Financial assets and financial liabilities are recognized when the entity becomes a party to the contractual provisions of the instrument. Regular way purchases and sales of financial assets are recognized on trade-date, the date on which the Fund commits to purchase or sell the asset.

At initial recognition, the Fund measures a financial asset or financial liability at its fair value plus or minus, in the case of a financial asset or financial liability not at fair value through profit or loss (FVTPL), transaction costs that are incremental and directly attributable to the acquisition or issue of the financial

asset or financial liability. Transaction costs of financial assets and financial liabilities carried at FVTPL are expensed in profit or loss.

### **Classification and subsequent measurement**

The Fund classifies its financial assets in the following measurement categories:

- FVTPL
- Fair value through other comprehensive income (FVTOCI);and
- Amortized cost

Classification of financial assets will be driven by the entity's business model for managing the financial assets and the contractual cash flows of the financial assets.

A financial asset is to be measured at amortized cost if: a) the objective of the business model is to hold the financial asset for the collection of the contractual cash flows, and b) the contractual cash flows under the instrument represent solely payment of principal and interest (SPPI).

All other debt and equity instruments must be recognized at fair value.

All fair value movements on financial assets are taken through the statement of comprehensive income, except for equity investments that are not held for trading, which may be recorded in the statement of comprehensive income or in reserves (without subsequent recycling to profit or loss).

### Debt instruments

Subsequent measurement of debt instruments depends on the Fund's business model for managing the asset and the cash flow characteristics of the asset. There are two measurement categories into which the Fund classifies its debt instruments:

- Amortized cost. Assets that are held for collection of contractual cash flows where those cash flows represent SPPI are measured at amortized cost. A gain or loss on a debt investment that is subsequently measured at amortized cost and is not part of a hedging relationship is recognized in profit or loss when the asset is derecognized or impaired. Interest income from these financial assets is included in finance income using the effective interest ratemethod.
- FVTPL. Assets that do not meet the criteria for amortized cost are measured at FVTPL. A gain or loss on a debt investment that is subsequently measured at FVTPL and is not part of a hedging relationship is recognized in profit or loss and presented net in the statement of comprehensive income within other gains/(losses) in period in which it arises. Interest income from these financial assets is included in finance income.

### *Amortized cost and effective interest method*

For financial instruments, the effective interest rate is the rate that exactly discounts estimated future cash receipts (including all fees and points paid or received that form an integral part of the effective interest rate, transaction costs and other premiums or discounts) excluding expected credit losses (ECL), through the expected life of the debt instrument, or, where appropriate, a shorter period, to the gross carrying amount of the debt instrument on initial recognition.

Interest income is recognized using the effective interest method for debt instruments measured subsequently at amortized cost. For financial instruments other than POCI financial assets, interest income is calculated by applying the effective interest rate to the gross carrying amount of a financial asset, except for financial assets that have subsequently become credit-impaired.

## Equity instruments

The Company subsequently measures all equity investments at FVTPL, except where the Company's Management has elected, at initial recognition, to irrevocably designate an equity instrument at FVTOCI. The Company's policy is to designate equity investments as FVTOCI when those investments are held for the purposes other than to generate investment returns. As at December 31, 2024 and 2023, the Company does not have financial assets classified as FVTOCI.

Changes in the fair value of financial assets measured at FVTPL are recognized in the statements of profit or loss. These changes are reported as either net realized gains (losses) or unrealized gains (losses) on investments, as appropriate.

## **FINANCIAL MARKETS REVIEW (2024)**

### **INVESTMENT APPROACH**

The investment mandate of the Bond Fund is focused on peso-denominated government and corporate fixed income securities which deliver both accrual income and capital gains. Interest rate risk exposure is managed through portfolio duration relative to that of the benchmark. Credit risk, on the other hand, is managed through a stringent adjudication process on a group level. Optimum levels of cash are maintained to support investment and client liquidity requirements.

### **PERFORMANCE REVIEW**

As local inflation comfortably settled within the 2-4% target band, the Bangko Sentral ng Pilipinas (BSP) shifted its policy stance in the second half of 2024. The BSP delivered a 25-basis point (bp) rate cut last August, after keeping the benchmark rate on hold at 6.50% since November 2023. The move was followed by two more 25 bp rate cuts, slashing the benchmark rate to 5.75% by year-end. Overall, the dovish shift helped local government bonds rally by as much as 100-150 bps from their highs, allowing the Sun Life Prosperity Bond Fund to deliver positive returns for the year.

### **OUTLOOK**

We hold the view that the BSP will deliver another 75 bps of rate cuts in 2025. At current yield levels, market participants are not pricing in any rate cuts for 2025. As such, we believe the Bond Fund will continue to deliver positive returns driven by accrual and capital gains of government securities.

## FINANCIAL STATEMENTS ANALYSIS

### Material Changes in the 2024 Financial Statements

#### Statement of Financial Position and Statements of Changes in Equity – 31 December 2024 and 31 December 2023

	31-Dec-24		31-Dec-23		Movement	Percentage (%)	MDAS	
	P	Audited	P	Audited				
Cash and cash equivalents	P	165,797,611	P	317,164,976	P	(151,367,365)	-47.73%	Liquidity requirements are met.
Financial assets at fair value through profit or loss		6,109,712,899		5,293,496,522		816,216,377	15.42%	The increase was mainly driven by net acquisitions of investments in fixed income securities and unrealized gains during the period.
Financial assets at amortized cost		162,921,181		249,802,177		(86,880,996)	-34.78%	The decrease was mainly due to repayment of corporate loan.
Accrued interest receivable		73,012,875		69,084,100		3,928,775	5.69%	Collection of interest depends on the scheduled interest payments of each asset.
Due from brokers		-		2,349,000		(2,349,000)	-100.00%	This account refers to amounts receivable from brokers arising from the sale of investments processed on or before the reporting period, which are settled three days after the transaction date.
Prepayments and other current assets		29,117,605		22,870,103		6,247,502	27.32%	This account pertains to other receivable that will be amortized until the end of the accounting period and CWT and prepaid tax which to be applied in the future income tax payable of the fund.
<b>Total Assets</b>		<b>6,540,562,171</b>		<b>5,954,766,878</b>		<b>585,795,293</b>	<b>9.84%</b>	
Accrued expenses and other payables		27,169,682		4,132,397		23,037,285	557.48%	The increase was mainly driven by the proceeds payable to investors for redemption of their investments processed on or before end of the reporting period, which are usually settled two (2) days after the transaction date.
Payable to Fund Manager		6,810,282		6,196,745		613,537	9.90%	The increase in fees payable to fund manager was due to higher AUM of the current period as compared to December of prior year.
<b>Total Liabilities</b>		<b>33,979,964</b>		<b>10,329,142</b>		<b>23,650,822</b>	<b>228.97%</b>	
Share capital		37,303,895		37,303,895		0	0.00%	
Additional paid in capital		8,130,276,954		7,896,111,249		234,165,705	2.97%	
Retained earnings		4,178,322,245		3,987,954,860		190,367,385	4.77%	The movement represents the net income during the period.
Treasury Shares		(5,839,320,987)		(5,976,932,368)		137,611,381	-2.30%	Net issuance of treasury shares for the period.
<b>Net Assets</b>	P	<b>6,506,582,207</b>	P	<b>5,944,437,736</b>	P	<b>562,144,471</b>	<b>9.46%</b>	Net income earned and net issuance of treasury shares during the period.
<b>Net Assets Value per Share</b>	P	<b>3.4200</b>	P	<b>3.3130</b>		<b>0.1070</b>	<b>3.23%</b>	

There were no known trends, demands, commitments, events or uncertainties that will result in or that are reasonably likely to result in increasing or decreasing the Fund's liquidity in any material way.

There was no contingent liability reflected in the accompanying audited financial statements.

The Fund does not anticipate having any cash flow or liquidity problems as it complies with the liquidity requirements per ICA-IRR 6.10. The Fund was able to meet all its monetary obligations to its shareholders (for redemption) and creditors for the period covered. It does not foresee any event that could trigger a direct or contingent financial obligation that is material to its operations.

There were no material off-balance sheet transactions, arrangements, obligations (including contingent obligations), and other relationships of the Fund with unconsolidated entities/other persons created during the reporting period. Likewise, there are no material commitments for capital expenditures, known trends, events, or uncertainties that have had or that are reasonably expected to have a material impact on net income/revenue from the continuing operations of the Fund.

There are no other significant events and transactions from the last annual reporting period that is required for disclosure this year.

**Statement of Comprehensive Income for the Years Ended – 31 December 2024 and 31 December 2023**

	31-Dec-24		31-Dec-23		Movement	Percentage (%)	MDAS	
	Audited		Audited					
Investment Income	P	355,127,161	P	255,126,991	P	100,000,170	39.20%	The increase was driven by the higher interest income earned and realized gains during the period.
Operating Expenses		80,811,207		70,073,536		10,737,671	15.32%	Higher management, transfer and distribution fees have resulted from the increase in average AUM as compared with the same period in prior year coupled with the increase in custodianship fees.
Net unrealized gains (losses) on investments		(18,406,073)		120,622,561		(139,028,634)	-115.26%	Decrease is due to unfavorable market condition during the period.
Provision for Income Tax		65,542,496		50,008,094		15,534,402	31.06%	The increase was driven by the higher interest income earned for the period as the provision for income tax is primarily consisted of final taxes from fixed income securities.
Net Investment Income	P	190,367,385	P	255,667,922	P	(65,300,537)	-25.54%	

Average daily net asset value in 2024 and 2023 are P6,081,993,067 and P5,247,643,297, respectively.

The Fund has no unusual nature of transactions or events that affect assets, liabilities, equity, net income or cash flows.

There were no commitments, guarantees and contingent liabilities that arise in the normal course of operations of the Group which are not reflected in the accompanying audited financial statements.

The management of the Fund is of the opinion that there were no income or losses from these items that will have any material effect on its audited financial statements.

There were no known material events subsequent to the end of the annual reporting period that have not been reflected in the Fund's audited financial statements as at the period ended December 31, 2024. There were no significant elements of income or loss that did not arise from the Fund's continuing operations.

There were no changes in estimates of amount reported in the current financial year or changes in estimates of amounts reported in prior financial years.

There were no seasonal aspects that had a material effect on the financial condition or results of operations of the Fund.

The Fund manages its capital to ensure that the Fund will be able to continue as a going concern while maximizing returns to stakeholders through investments in high-quality debt and equity securities.

The Fund is guided by its investment policies and legal limitations. All the proceeds from the sale of shares, including the original subscription payments at the time of incorporation constituting the paid-in capital, is held by the pertinent custodian banks.

The Fund is governed by the following fundamental investment policies:

1. It does not issue senior securities.
2. It does not intend to incur any debt or borrowing. In the event that borrowing is necessary, it can do so only if at the time of its incurrence or immediately thereafter there is asset coverage of at least 300% for all its borrowings.
3. It does not participate in any underwriting or selling group in connection with the public distribution of securities, except for its own share capital.

4. It generally maintains a diversified portfolio. Industry concentrations may vary at any time depending on the investment manager's view on the prospects.
5. It does not invest more than twenty percent (20%) of its net assets in real estate properties and developments, subject to investment restrictions and/or limitations under applicable law, if any.
6. It does not purchase or sell commodity futures contracts.
7. The asset mix in each type of security is determined from time to time, as warranted by economic and investment conditions.
8. Subscribers are required to settle their subscriptions in full upon submission of their application for subscriptions.
9. It may use various techniques to hedge investment risks.
10. It does not change its investment objectives without the prior approval of a majority of its shareholders and prior notice to the SEC.

The Investment Policies refer to the following:

- a. Investment Objective - to provide regular interest income and principal preservation through investments in government and high quality corporate debt securities.
- b. Benchmark - the fund's performance is measured against 98% Bloomberg Sovereign Bond Index 1-5 Year, net of tax (adjusted by Sun Life) + 2% Philippine Peso TD Rate 1 Month to 3 Months, net of tax.
- c. Asset Allocation Range - the Fund allocates its funds available for investments among cash and other deposit substitutes and fixed-income securities on certain proportion as approved by Management.

#### **Item 7. Financial Statements**

Copies of the following audited financial statements are attached as Exhibits:

1. Statements of Financial Position, 2024, 2023
2. Statements of Comprehensive Income, 2024, 2023, 2022
3. Statements of Changes in Equity, 2024, 2023, 2022
4. Statements of Cash Flows, 2024, 2023, 2022
5. Notes to Financial Statements

#### **Item 8. Changes in and Disagreements with Accountants on Accounting and Financial Disclosure**

Navarro Amper & Co. /Deloitte Touche Tohmatsu, with address at 19/F Net Lima Plaza, 5<sup>th</sup> Avenue corner 26<sup>th</sup> Street, Bonifacio Global City, Taguig City, Philippines, continues to act as external auditor of the Fund since the reporting year ended December 31, 2003.

There has been no disagreement with the accountants on any accounting and financial disclosures.

#### **External Audit Services/Audit and Audit-Related Fees**

For 2024 and 2023, aggregate fees billed for professional services rendered by the external auditor for the audit of the Fund's annual financial statements and services normally provided by external auditors in connection with statutory and regulatory filings amounted to P445,444 and P414,366, respectively, inclusive of VAT and out-of-pocket expenses.

External auditors of the Fund are designated in accordance with Section 29 of the ICA subject to ratification at the annual stockholders' meeting by the vote of a majority of the outstanding voting securities attending.

The Fund's Board of Directors has an Audit and Compliance Committee, which is composed of Mr. Cesar Luis F. Bate (Committee Chairperson and independent director), and Dr. Cielito F. Habito. (independent director), and Atty. Teresita J. Herbosa (independent director) as members. The Audit and Compliance Committee has considered and endorsed for the approval of the Board of Directors the external auditor's service fees, which were so approved.

### PART III - CONTROL AND COMPENSATION INFORMATION

#### Item 9. Directors and Executive Officers of the Issuer

##### 1. Directors and Executive Officers

The Board of Directors is responsible for conducting all businesses of the Fund. It exercises general supervision over the duties performed by the Investment Company Adviser, Distributor, Administrator, Transfer Agent and Custodian of the Fund.

The following are the incumbent Directors and Executive Officers of the Fund:

<b>Name</b>	<b>Citizenship</b>	<b>Position</b>	<b>Age</b>	<b>Term of Office</b>	<b>Period Served</b>
Benedicto C. Sison	Filipino and American	Director / Chairman	64	July 2018 – present	7 terms
Valerie N. Pama	Filipino	Director/President	61	March 2022 – present	3 terms
Cesar Luis F. Bate	Filipino	Independent Director	62	November 2021 – present	4 terms
Teresita J. Herbosa	Filipino	Independent Director	74	July 2021 – present	4 terms
Cielito F. Habito	Filipino	Independent Director	71	July 2021 – present	4 terms
Jeanemar S. Talaman	Filipino	Treasurer	43	September 2022 – April 2025	3 terms
Maria Teresa A. Co	Filipino	Chief Compliance Officer	55	August 2023 – present	1 term
Anna Katrina C. Kabigting-Ibero	Filipino	Corporate Secretary	45	April 2020 – present	5 terms
Frances Ianna S. Canto	Filipino	Assistant Corporate Secretary	36	September 2020 – March 2025	5 terms
Ria V. Mercado	Filipino	Chief Risk Officer	49	2015-present	10 terms

A brief write-up on the business experience of the incumbent directors and executive officers of the Fund follows:

**BENEDICTO C. SISON**

Chairman and Director (2018 to present)

Mr. Benedicto C. Sison is the CEO and Country Head of the Sun Life group of companies in the Philippines from 01 July 2018. He is the Chairman and Director of the eighteen Sun Life Prosperity Funds i.e., Sun Life of Canada Prosperity Balanced Fund, Inc., Sun Life of Canada Prosperity Bond Fund, Inc., Sun Life of Canada Prosperity Philippine Equity Fund, Inc., Sun Life Prosperity Dollar Abundance Fund, Inc., Sun Life Prosperity Dollar Advantage Fund, Inc., Sun Life Prosperity Dynamic Fund, Inc., Sun Life Prosperity Philippine Stock Index Fund, Inc., Sun Life Prosperity GS Fund, Inc., Sun Life Prosperity Money Market Fund, Inc., Sun Life Prosperity Dollar Wellspring Fund, Inc., Sun Life Prosperity World Voyager Fund, Inc., (September 2015 to present), Sun Life Prosperity Dollar Starter Fund, Inc., Sun Life Prosperity World Equity Index Feeder Fund, Inc. (2017 to present), and Sun Life Prosperity Achiever Fund 2028, Inc., Sun Life Prosperity Achiever Fund 2038, Inc., Sun Life Prosperity Achiever Fund 2048, Inc. (2018 to present), Sun Life Prosperity Peso Voyager Feeder Fund, Inc. (January 2022 to present) and Sun Life Prosperity World Income Fund, Inc. (August 2022 to present). He is also the Chairman and Director of Sun Life Financial Philippine Holding Company, Inc. (06 December 2021 to present) and Sun Life Financial Plans, Inc. In addition, he is also a Director of Sun Life Asset Management Company, Inc., and Grepalife Asset Management Corporation (01 July 2018 to present). He is also the Director and Chairman of the Grepalife Funds such as Grepalife Balanced Fund Corporation, Grepalife Dollar Bond Fund Corporation, and Grepalife Fixed Income Fund Corporation (September 2015 to present). He is the Chairman of Sun Life Financial – Philippines Foundation, Inc., (September 2019 to present) where he also serves as Trustee. He was a Senior Advisor to the Board of Trustees of the Philippine Investment Funds Association (PIFA) and served as the President of the Philippine Life Insurance Association (PLIA).

**VALERIE N. PAMA**

President / Director (March 2022 – present)

Ms. Valerie N. Pama is currently the Chief Asset Management Officer (“CAMO”) of Sun Life of Canada (Philippines), Inc. Since November 1, 2019, Ms. Pama, in her capacity as CAMO, has been responsible for the expansion and development of the various initiatives to drive the profitability and growth of Sun Life’s overall asset management business providing strategic direction and development of long-term plans and policies.

Ms. Pama is also the Chairman and Director of Grepalife Asset Management Corporation (December 2021 to present). She is the President and Director of eighteen (18) Sun Life Prosperity Funds, i.e. Sun Life of Canada Prosperity Balanced Fund, Inc., Sun Life of Canada Prosperity Philippine Equity Fund, Inc., Sun Life of Canada Prosperity Bond, Inc., Sun Life Prosperity Dollar Advantage Fund, Inc., Sun Life Prosperity Peso Starter Fund, Inc., Sun Life Prosperity Dollar Abundance Fund, Inc., Sun Life Prosperity GS Fund, Inc., Sun Life Prosperity Dynamic Fund, Inc., Sun Life Prosperity Philippine Stock Index Fund, Inc., Sun Life Prosperity Dollar Wellspring Fund, Inc., Sun Life Prosperity World Voyager Fund, Inc., Sun Life Prosperity Dollar Starter Fund, Inc., Sun Life Prosperity World Equity Index Feeder Fund, Inc., Sun Life Prosperity Achiever Fund 2028, Inc., Sun Life Prosperity Achiever Fund 2038, Inc., Sun Life Prosperity Achiever Fund 2048, Inc., Sun Life Prosperity Peso Voyager Feeder Fund, Inc. (March 2022 to present) and Sun Life Prosperity World Income Fund, Inc. (August 2022 to present).

Ms. Pama also serves as a Trustee and Vice President of Sun Life Financial-Philippines Foundation, Inc. (October 2020 and December 2022, respectively, to 31 December 2024), Member (2015 to present) and Trustee (2018-2023) of Filipina CEO Circle, Member of Management Association of the Philippines (2015 to present), Financial Executives of the Philippines (2013 to present) and Makati Business Club (August 2019 to present).

Ms. Pama was previously the Director and President of Sun Life Investment Management and Trust Corporation (September 2020 to June 2021), responsible for its establishment and preparations for operations. She was a Director and President of Sun Life Asset Management Company, Inc. ("SLAMCI") and Director and/or President of thirteen (13) Sun Life Prosperity Funds (2011 to 2020). She was also a Director and/or President of three (3) Grepalife Funds i.e. Grepalife Dollar Bond Fund Corporation, Grepalife Balanced Fund Corporation (formerly, "Grepalife Bond Fund Corporation"), and Grepalife Fixed Income Fund Corporation (2011 to 2018). Ms. Pama was formerly the President of the Sun Life Prosperity Funds and the Grepalife Funds (2011 to 2013). She was also a Director of BESTSERVE Financial Ltd. (HKG) (2021 to 2022).

She also served as the Chief Operating Officer of SLAMCI (2011 to 2012) before being appointed as its President in 2013. With over seven years as President of SLAMCI, Ms. Pama has made tremendous contributions by leading it into becoming the number one non-bank asset management company. Under her vision and leadership, the company achieved great milestones: growing from three (3) mutual funds to sixteen (16) mutual funds to over Php100 Billion in Assets Under Management, launch of the Sun Life Prosperity Card, expanding the sales force into having the most number of Mutual Fund-licensed advisors in the industry and garnering numerous awards from the Philippine Investment Funds Association (PIFA). Another noteworthy recognition for SLAMCI under her management was being named the best asset management company for the Philippines from Euromoney's 2018 Private Banking and Wealth Management survey.

Ms. Pama is a veteran banker, having been in the industry for 20 years. She started her career with Citibank N.A. in 1990 as a Management Associate, wherein she obtained exposure in various segments of the business, assuming progressively senior roles over the years. She had worked in treasury/capital markets, loans, equity sales, customer funding sales, brokerage and money market sales. By the time she retired from Citibank N.A. in 2009, Ms. Pama was the President of Citicorp Financial Services and Insurance Brokerage Inc.

Prior to joining Sun Life, Ms. Pama was a Product Development consultant for ING Bank's Investment Management Group.

Ms. Pama was a member of the Board of Trustees of PIFA from 2011 to 2020 and served as its Chairman from 2013 to 2015. This enabled her to represent the mutual fund industry in advocating investor literacy, customer protection and regulatory advancements to government agencies, key market players and the general public.

Ms. Pama is a graduate of the Ateneo de Manila University with a Bachelor of Science degree in Management Engineering. She obtained her Masters in Business Administration in International Business and Finance, with a minor in Business Economics from Katholieke Universiteit Leuven in Belgium. She was awarded With Distinction by the university for her exemplary academic performance on her final year.

#### **TERESITA J. HERBOSA**

Independent Director (July 2021 to present)

Atty. Teresita J. Herbosa is currently an Independent Director of Sun Life of Canada Prosperity Bond Fund, Inc.; Sun Life Prosperity Peso Starter Fund, Inc. (July 2021 to present); Sun Life Prosperity Peso Voyager Feeder Fund, Inc. (January 2022 to present); Sun Life Prosperity Dollar Starter Fund, Inc. (July 2022 to present); Sun Life Prosperity Achiever Fund 2028, Inc. (July 2022 to present); Sun Life Prosperity Achiever Fund 2038, Inc. (July 2022 to present); Sun Life Prosperity Achiever Fund 2048, Inc. (July 2024 to present) and Sun Life Prosperity World Income Fund, Inc. (August 2022 to present). Presently, she is a Director of Telecommunications Connectivity Inc. (December 2019 to present). She is also an Independent Director of Grepalife Balanced Fund Corporation, Grepalife Dollar Bond Fund Corporation and Grepalife Fixed Income Fund Corporation, Inc. (December 2021 to present).

She has been an independent director of the Philippine Bank of Communications since November 2022 to the present.

She was the Chairperson of the Securities and Exchange Commission (“SEC”) from May 2011 to June 2018, and as such occupied other positions such as member of the Anti-Money Laundering Council, Chairperson of the Credit Information Corporation, the Microfinance NGO Regulatory Council, and the Capital Market Development Forum.

As SEC Chairperson, Atty. Herbosa was involved in the Asean Capital Markets Forum as Chair of its Committee on Corporate Governance responsible for the first Asean Top 50 Publicly Listed Companies. She initiated and proposed significant amendments to the Corporation Code of 1985 to Congress culminating in the enactment of the Revised Corporation Code in February 2019. She also participated in the passage of the Personal Property Securities Act.

As a consequence of the various reforms under Atty. Herbosa’s leadership, for two consecutive years, 2015 and 2016, SEC emerged, based on two nationwide surveys, as no.1 in the sincerity rating particularly in the fight against corruption among 35 government agencies.

Prior to her SEC post, she engaged in the private practice of law at the Angara Abello Concepcion Regala & Cruz Law Offices (“ACCRALAW”) specializing in litigation and dispute resolution for 33 years and often cited by foreign legal publications as one of the top litigation lawyers of the country. One year after her stint as SEC Chairperson, in July 2019, she re-joined ACCRALAW as Of Counsel and continues as such up to the present

She is an accredited MCLE lecturer and has been teaching commercial law at private law schools. In the 2022 bar examinations, she was one of the examiners for commercial law.

Atty. Herbosa co-authored in 2019 “The Revised Corporation Code of the Philippines Its Theories and Applications,” and relatedly gives lectures on the recent amendments to the law. In line with her advocacy, she participated in the UNICEF-sponsored lecture series “Trainers’ Course on Child Sensitive Investigation” for three years for more than 1,500 policemen and in the preparation of the video-taped materials shown at the PHILJA training of Family Court judges. She lectured for PHILJA on financial crimes and corporate and securities fraud.

She has written numerous law articles such as “Comments involving Crimes of Moral Turpitude” and the Foreword Vol 92 July 2019, for the Philippine Law Journal, others on various legal topics for the Philippine Star and contributed “Balancing Ethics and Regulation” for the FINEX anniversary publication “Ethics Black While or Gray” in 2018 and “Cyber Ethics and Data Privacy” for its second publication “Ethics: Enduring or Evolving?”. From October 2019 to March 2020, she wrote a comprehensive training module for the investigation and prosecution of violations of the Securities Regulation Code in connection with the Anti-Money Laundering Act.

Atty. Herbosa finished AB Political Science cum laude at the University of the Philippines – Diliman, and her Bachelor of Laws cum laude and class salutatorian from the UP College of Law. She also has a Master of Comparative Law degree from the University of Michigan. In 2014, she was awarded the UP Distinguished Alumni Award for Public Service.

#### **CESAR LUIS F. BATE**

Independent Director (November 2021 to present)

Mr. Cesar Luis F. Bate is an Independent Director of ten (10) Sun Life Prosperity Funds namely: Sun Life of Canada Prosperity Bond Fund, Inc., Sun Life Prosperity Dollar Abundance Fund, Inc., Sun Life Prosperity Dollar Advantage Fund, Inc., Sun Life Prosperity Dynamic Fund, Inc., Sun Life of Canada Prosperity Philippine Equity Fund, Inc., Sun Life Prosperity Philippine Stock Index Fund, Inc., Sun Life

Prosperity Peso Starter Fund, Inc., Sun Life Prosperity World Voyager Fund, Inc., Sun Life Prosperity Dollar Wellspring Fund, Inc., and Sun Life Prosperity World Equity Index Feeder Fund, Inc.

Currently, Mr. Bate is the Managing Director of LMN Advisors/Partners Inc. (“LMN”). He established the consultancy firm LMN in October 2006 after being a stockbroker for 20 years. Prior to LMN, Mr. Bate was head of the Philippine operations of Macquarie Securities Philippines from 2004 to 2006. From 1995 to 2004, he was President of Dutch-owned ING Securities Philippines which was the country’s largest stock brokerage house for years under his ten-year tenure. Mr. Bate started his career as a stockbroker with the local house A&A Securities in 1987 and joined British-owned Baring Securities as Head of Philippine sales in 1992.

Mr. Bate is the President of the Celisons Property Co. Inc. (2018 to present), an Independent Director of RM Commercial REIT, Inc. (2021 to present) and Director of Acacia Lane, Inc. (1980 to present). He is concurrently a Trustee of the Metropolitan Museum of Manila (2023 to present). He was also a Member of the Board of Trustees of Jose Rizal University (2007 to 2016).

Mr. Bate graduated with a Bachelor of Science in Management Engineering from Ateneo de Manila University in 1983.

**CIELITO F. HABITO**

Independent Director (July 2021)

Dr. Cielito F. Habito is an Independent Director of Sun Life Prosperity GS Fund, Inc.; Sun Life of Canada Prosperity Balanced Fund, Inc.; Sun Life of Canada Prosperity Philippine Equity Fund, Inc.; Sun Life Prosperity Philippine Stock Index Fund, Inc.; Sun Life Prosperity Dollar Abundance Fund, Inc.; Sun Life Prosperity Dollar Advantage Fund, Inc.; Sun Life Prosperity World Voyager Fund, Inc.; and Sun Life Prosperity Achiever Fund 2048, Inc.; (2019 to present); Sun Life of Canada Prosperity Bond Fund, Inc. and Sun Life Prosperity Peso Starter Fund, Inc. (July 2021 to present) and Sun Life Prosperity Peso Voyager Feeder Fund, Inc. (January 2022 to present).

He is Chairman and Founding Partner of Brain Trust Inc.; Chairman of Operation Compassion Philippines, Independent Director of First Gen Corporation, PHINMA Corporation and Manila Exposition Complex Inc; and Member of the Advisory Committee of the Japan International Cooperation Agency (JICA), and the World Bank-Philippines Civil Society Advisory Group. For 23 years until May 2024, he was a Professor of Economics at the Ateneo de Manila University, where he is also Senior Fellow of the Ateneo Center for Economic Research and Development.

He had also previously served in the Boards of Manila Water Company, Metropolitan Bank & Trust Company, Metrobank Card Corporation, Frontier Oil Corporation, Mutual Fund Company of the Philippines, One Wealthy Nation (OWN) Fund, Steel Corporation of the Philippines, Philsteel Holdings, Solidbank and Lepanto Consolidated Mining Co.

He served in the Cabinet of former President Fidel V. Ramos throughout his presidency in 1992-1998 as Secretary of Socioeconomic Planning, and Director-General of the National Economic and Development Authority (NEDA). Before joining government, he was Professor and Chairman at the Department of Economics of the University of the Philippines-Los Baños (UPLB). He also worked as Visiting Fellow of the Asian Development Bank Institute in Tokyo, Visiting Professor at the Asian Institute of Management and De La Salle Graduate School of Business, Visiting Research Fellow at the Center for Southeast Asian Studies in Kyoto University, Teaching Fellow at Harvard University and Research Consultant at the World Bank.

Dr. Habito is the recipient of numerous awards including the Presidential Award (2019) and Most Outstanding Alumnus Award (1993) of the UPLB Alumni Association, Philippine Legion of Honor (1998), The Outstanding Young Men (TOYM) of 1991, and the Gawad Lagablab (Outstanding Alumnus Award) of the Philippine Science High School (1991).

He graduated with a Bachelor of Science in Agriculture (Major in Agricultural Economics), Summa cum laude from the University of the Philippines-Los Baños in 1975. He earned a Master of Economics from the University of New England (Australia) in 1978 and Master of Arts in Economics (1981) and Ph.D. in Economics (1984) from Harvard University.

**JEANEMAR S. TALAMAN**

Treasurer (September 2022 to April 2025)

Ms. Jeanemar S. Talamán is the Treasurer of Sun Life Prosperity Funds. She was the Treasurer and Head of Finance of Sun Life Investment Management and Trust Corporation (SLIMTC) (2020 to 2022). In that role, she was responsible for the overall finance function of the Company which covers Accounting, Financial Reporting, Internal Controls and Capital Management among others.

Prior to joining SLIMTC, Ms. Talamán was the Financial Accounting and Reporting Manager of Sun Life Philippines where she handled financial reporting requirements of the Sun Life Asset Management Company, Inc. (SLAMCI), Sun Life Prosperity Funds (Funds managed by SLAMCI), Sun Life Grepa Financial, Inc. and Sun Life Financial Philippine Holding Company, Inc. Concurrent to her role as Financial Reporting Manager, Ms. Talamán was also the Finance System Administration Manager responsible for ensuring the security and efficiency of finance system applications for all Sun Life Philippine entities. She has held various roles in Finance, including, Manager of Financial Planning and Analysis (May 2014 to July 2015), Manager, Accounts Reconciliation (June 2012 to April 2014) and she has been instrumental in setting up the Accounts Reconciliation team of Sun Life Malaysia in 2013. Ms. Talamán has more than 15 years of extensive experience in asset management industry, financial reporting for insurance business, taxation and regulatory reporting, treasury operations, project management, financial planning and management reporting.

Ms. Talamán is a Certified Public Accountant and a member of the Philippine Institute of Certified Public Accountants. She earned her Bachelor of Science in Accountancy degree from the University of San Agustín (Iloilo City) with academic distinction. She had satisfactorily completed the one-year course on Trust Operations and Investment Management from the Trust Institute Foundation of the Philippines.

**MARIA TERESA A. CO**

Chief Compliance Officer, Money Laundering Reporting Officer,  
and Data Protection Officer (August 2023 to present)

Maria Teresa Co is the Chief Compliance Officer, Money Laundering Reporting Officer, and Data Protection Officer of Sun Life Philippines, including the Sun Life Prosperity Funds, with effect on 14 August 2023.

Ms. Co has more than thirty (30) years of work experience in the fields of Accounting, Operations, Compliance and Internal Audit with multinational companies. She is a Certified Public Accountant and a Securities and Exchange Commission (SEC) Certified Compliance Officer for Pre-need companies (education and pension plans).

Her career started with Citibank, N. A. under Philippines Operations before working with Sun Life Philippines from 2002 to 2007, overseeing life, asset management and pre-need compliance including exposure to Regional Internal Audit role.

Ms. Co's overseas career covered vast experiences as Regional Compliance professional in AXA China Insurance Limited, New York Life International, Prudential Corporation Asia Regional, Chubb (formerly ACE Life), and Group AIA, overseeing corporate and distribution compliance, regulatory developments, issues, and projects across Asia.

Before returning to Sun Life Philippines, Ms. Co was the Head of Compliance for Pru Life Insurance Corporation of U.K. (Pru Life UK), responsible for various mandates in the fields of Regulatory and Sales Compliance, AML, Financial Crimes, Fraud, Anti-Bribery and Corruption, Data Privacy, and Quality Assurance reviews.

**ANNA KATRINA C. KABIGTING-IBERO**

Corporate Secretary (April 2020 to present)

Atty. Anna Katrina C. Kabigting-Ibero is the Corporate Secretary of the eighteen Sun Life Prosperity Funds i.e., Sun Life of Canada Prosperity Balanced Fund, Inc., Sun Life of Canada Prosperity Bond Fund, Inc., Sun Life of Canada Prosperity Philippine Equity Fund, Inc., Sun Life Prosperity Dollar Abundance Fund, Inc., Sun Life Prosperity Dollar Advantage Fund, Inc., Sun Life Prosperity Dollar Starter Fund, Inc., Sun Life Prosperity Dynamic Fund, Inc., Sun Life Prosperity Philippine Stock Index Fund, Inc., Sun Life Prosperity GS Fund, Inc., Sun Life Prosperity Peso Starter Fund, Inc. (formerly Sun Life Prosperity Money Market Fund, Inc.), Sun Life Prosperity Dollar Wellspring Fund, Inc., Sun Life Prosperity World Voyager Fund, Inc., Sun Life Prosperity World Equity Index Feeder Fund, Inc., Sun Life Prosperity Achiever Fund 2048, Inc., Sun Life Prosperity Achiever Fund 2038, Inc., Sun Life Prosperity Achiever Fund 2028, Inc., (April 2020 to present), Sun Life Prosperity Peso Voyager Feeder Fund, Inc. (January 2022 to present), Sun Life Prosperity World Income Fund, Inc. (August 2022 to present).

Atty. Ibero is also the Corporate Secretary of Sun Life of Canada (Philippines), Inc., Sun Life Asset Management Company, Inc., Sun Life Financial Plans, Inc., Sun Life Financial Philippine Holding Company, Inc., Sun Life Financial – Philippines Foundation, Inc., Grepalife Asset Management Corporation, and the three Grepalife Mutual Funds i.e., Grepalife Balanced Fund Corporation, Grepalife Dollar Bond Fund Corporation and Grepalife Fixed Income Fund Corporation, (April 2020 to present), Sun Life Investment Management and Trust Corporation (September 2020 to present), and Assistant Corporate Secretary of Sun Life Grepa Financial, Inc. (April 2020 to present).

Prior to joining Sun Life in 2014, Atty. Ibero worked as an Associate Lawyer at the David Cui-David Buenaventura and Ang Law Offices (2006 to 2010). She later joined the Bank of the Philippine Islands as Legal and Compliance Officer of the Bank's Asset Management and Trust Group (2010 to 2014).

Atty. Ibero received her Bachelor of Arts Major in Legal Management (2000) and Bachelor of Laws (2005) from the University of Santo Tomas. She was called to the Bar in 2006.

**FRANCES IANNA S. CANTO**

Assistant Corporate Secretary (September 2020 to March 2025)

Atty. Frances Ianna S. Canto is the Assistant Corporate Secretary of the eighteen Sun Life Prosperity Funds i.e., Sun Life of Canada Prosperity Balanced Fund, Inc., Sun Life of Canada Prosperity Bond Fund, Inc., Sun Life of Canada Prosperity Philippine Equity Fund, Inc., Sun Life Prosperity Dollar Abundance Fund, Inc., Sun Life Prosperity Dollar Advantage Fund, Inc., Sun Life Prosperity Dollar Starter Fund, Inc., Sun Life Prosperity Dynamic Fund, Inc., Sun Life Prosperity Philippine Stock Index Fund, Inc., Sun Life Prosperity GS Fund, Inc., Sun Life Prosperity Peso Starter Fund, Inc. (formerly Sun Life Prosperity Money Market Fund, Inc.), Sun Life Prosperity Dollar Wellspring Fund, Inc., Sun Life

Prosperity World Voyager Fund, Inc., Sun Life Prosperity Achiever Fund 2048, Inc., Sun Life Prosperity Achiever Fund 2038, Inc., Sun Life Prosperity Achiever Fund 2028, Inc., Sun Life Prosperity World Equity Index Feeder Fund, Inc., and Sun Life Prosperity Peso Voyager Feeder Fund, Inc. (January 2022 to present), Sun Life Prosperity World Income Fund, Inc. (August 2022 to present). She is also the Assistant Corporate Secretary of Sun Life Asset Management Company, Inc. and Sun Life Investment Management and Trust Corporation (September 2020 – present), and Sun Life of Canada (Philippines), Inc. and Sun Life Financial Philippines Foundation, Inc. (September 2022 to present).

Prior to joining Sun Life in May 2020, Atty. Canto worked as a Legal and Compliance Officer of Manulife Philippines (March 2017), where she also served as Assistant Corporate Secretary and Alternate Data Protection Officer. Before joining Manulife, Atty. Canto briefly worked as a consultant with the Office of the Secretary of the Climate Change Commission and prior to that, as an Associate Lawyer at the Medialdea Ata Bello and Suarez Law Office (2013-2016).

Atty. Canto received her Juris Doctor degree from the Ateneo de Manila University. She was admitted to the Bar in May 2014.

#### **RIA V. MERCADO**

Chief Risk Officer (2015 to present)

Ms. Ria V. Mercado has been the Head of Risk Management of Sun Life Philippines since 2015. She is also the Chief Risk Officer of the eighteen Sun Life Prosperity Funds i.e., Sun Life of Canada Prosperity Balanced Fund, Inc., Sun Life of Canada Prosperity Bond Fund, Inc., Sun Life of Canada Prosperity Philippine Equity Fund, Inc., Sun Life Prosperity Dollar Abundance Fund, Inc., Sun Life Prosperity Dollar Advantage Fund, Inc., Sun Life Prosperity Dollar Starter Fund, Inc., Sun Life Prosperity Dynamic Fund, Inc., Sun Life Prosperity Philippine Stock Index Fund, Inc., Sun Life Prosperity GS Fund, Inc., Sun Life Prosperity Money Market Fund, Inc., Sun Life Prosperity Dollar Wellspring Fund, Inc., Sun Life Prosperity World Voyager Fund, Inc., Sun Life Prosperity World Equity Index Feeder Fund, Inc., Sun Life Prosperity Achiever Fund 2028, Inc., Sun Life Prosperity Achiever Fund 2038, Inc., Sun Life Prosperity Achiever Fund 2048, Inc., (2015 to present), Sun Life Prosperity Peso Voyager Feeder Fund, Inc. (January 2022 to present), Sun Life Prosperity World Income Fund, Inc. (August 2022 to present) and the three Grepalife Mutual Funds i.e., Grepalife Balanced Fund Corporation, Grepalife Dollar Bond Fund Corporation and Grepalife Fixed Income Fund Corporation, (July 2019 to present). She is also the Chief Risk Officer of Sun Life Asset Management Company, Inc., Grepalife Asset Management Corporation, Sun Life of Canada (Philippines), Inc., Sun Life Grepa Financial, Inc. (July 2015 to present) and Sun Life Financial – Philippines Foundation, Inc. (December 2019 to present).

Prior to joining Sun Life in 2015, she was with Deutsche Knowledge Services (DKS), where she was Debt and Client Risk & Control Lead. In this capacity, she was responsible for risk and control initiatives and for proactively identifying and mitigating operations risks through quality assurance initiatives. Prior to DKS, she was with Standard Chartered Bank where she rose from Graduate Associate to AVP – Unit Operational Risk Manager.

Ms. Mercado holds a Master's in Business Management degree from the Asian Institute of Management. She is a BS Business Administration graduate of the University of the Philippines (Diliman).

## **2. Incorporators**

The following are the incorporators of the Fund:

- Caesar P. Altarejos, Jr.
- Henry Joseph Herrera
- Raoul Littaua
- Rizalina G. Mantaring
- Esther C. Tan
- Rolando A. Robles

## **3. Significant Employees**

The Fund has no significant employees.

## **4. Family Relationships**

There are no family relationships up to fourth civil degree either by consanguinity or affinity among directors, executive officers, or persons nominated by the Fund to become its directors or executive officers.

## **5. Material Pending Legal Proceedings**

The Fund has no knowledge of any material pending legal proceedings, for the past five (5) years and to date, to which any of the directors and executive officers of the Fund is a party, or of which any of their property is the subject.

There was no bankruptcy petition filed by or against any business of which any of the directors and executive officers of the Fund was a general partner or executive officer either at the time of bankruptcy or within 2 years prior to that time.

No director or executive officer of the Fund was convicted by final judgment in a criminal proceeding, domestic or foreign, and neither is any director or officer subject to any pending criminal proceeding, domestic or foreign, excluding traffic violations and other minor offenses.

No director or executive officer of the Fund is subject to any order, judgment or decree not subsequently reversed, suspended or vacated, of any court of competent jurisdiction, domestic or foreign, permanently or temporarily enjoining, barring, suspending or otherwise limiting his involvement in any type of business, securities, commodities, or banking activities.

No director or executive officer of the Fund is being found by a domestic or foreign court of competent jurisdiction (in a civil action), the Commission or comparable foreign body, or a domestic or foreign exchange or other organized trading market or self-regulatory organization, to have violated a securities or commodities law or regulation and the judgment has not been reversed, suspended, or vacated.

## Item 10. Executive Compensation

### 1. Compensation of Executive Officers

The executive officers of the Fund do not receive any form of compensation from their appointment up to the present.

### 2. Compensation of Directors

The directors do not receive any form of compensation from inception up to the present other than a P20,000.00 per diem for meetings attended. Only the members of the Board who are “external directors”, *i.e.*, those who are not officers and/or employees of SLOCPI, receive remuneration for their attendance in regular or special meetings of the Board at the rate of P20,000.00 to each director for every meeting attended. Their contributed efforts to the Fund are on a voluntary basis only. Also, there are no bonuses, profit sharing or other compensation plan, pension or retirement plan, contract or arrangement in which any director or nominee for election as a director or executive officer of the Fund will participate.

However, starting January 01, 2010, each external director, as defined above, shall also receive a retainer’s fee not to exceed P15,000.00 per quarter. Payment of such retainer’s fee shall be shared by the Fund with the other Sun Life Prosperity Funds which the external director also serves, provided that each external director shall receive only a maximum of P15,000.00 per quarter from all the Sun Life Prosperity Funds.

Total per Diem received by the Fund’s directors for the year 2024 and 2023 are P259,222 and P260,026, respectively.


The Board had four (4) regular quarterly meetings for 2024, including the organizational board meeting after the annual shareholders’ meeting. For the four (4) meetings and with three (4) members of the Board who are external directors entitled to receive a per diem, the Fund forecasts a total directors’ per diem of P240,000 for the year 2025. The external directors are also forecasted to receive a total of P19,222 retainer’s fee for 2025.

## Item 11. Security Ownership of Certain Beneficial Owners and Management

### 1. Security ownership of more than 5% of the Fund’s outstanding capital stock as of December 31, 2024

On 7 March 2013, SEC *en banc* approved the confidential treatment of the list of Top 20 shareholders of the Fund, including its 5% and 10% beneficial owners. This is to protect the investors’ privacy, which is a privilege they enjoy when they invest in other shared investment vehicles, such as unit investment trust funds, and when they invest in bank deposits.

### 2. Security Ownership of Management as of December 31, 2024:

<i>Title of Class</i>	<i>Name of Beneficial Owner</i>	<i>Number of Shares<sup>1</sup></i>	<i>Nature of beneficial ownership</i>	<i>Citizenship</i>	<i>Percent of Class</i>
Common	Benedicto C. Sison	1	Beneficial (B) and Record (R)		0.0000%
Common	Cielito F. Habito	1	B & R		0.0000%
Common	Teresita J. Herbosa	1	B & R		0.0000%
Common	Valerie N. Pama	1	B & R		0.0000%
Common	Cesar Luis F. Bate	1	B & R		0.0000%

<sup>1</sup> Number of shares held in their capacity as Director or Chairperson

The above individual owners can be reached at c/o the Corporate Secretary, 6/F, Sun Life Centre, 5<sup>th</sup> Avenue corner Rizal Drive, Bonifacio Global City, Taguig City.

### **3. Voting Trust Holders of 5% or More**

No holder of 5% or more of the Fund's common shares has any voting trust or similar agreement that vest voting rights or other powers to a voting trustee.

### **4. Change in Control**

The Fund has no knowledge of any arrangement that may result in a change of control of the Fund.

### **Item 12. Certain Relationships and Related Transactions**

The Fund is not involved in any related transactions.

## **PART IV - CORPORATE GOVERNANCE**

### **Item 13. Corporate Governance**

#### **Compliance with Leading Practice on Corporate Governance**

The Fund is committed to performing its obligations following sound standards of business and financial practices and assesses the level of compliance of the Board of Directors and top-level management with its Manual on Corporate Governance through the Corporate Governance Self-Rating Form.

Likewise, the Fund requires the directors to answer a Board Effectiveness Questionnaire to determine their outlook on current practices and further enhance their performance. Internal audit and compliance units of the Fund also actively ensure that the Fund meets its regulatory and moral obligations to the government agencies and the general public, respectively.

There has been no reported incident of any deviation from the Fund's Manual on Corporate Governance. A strong ethical business culture in the performance of duties is continuously upheld and promoted. Nonetheless, the Fund makes an effort to improve corporate governance of the company by holding training sessions for its Board and officers whenever possible.

#### **Compliance with Foreign Account Tax Compliance Act (FATCA)**

In accordance with the requirements of the US Internal Revenue Service ("IRS") and the Intergovernmental Agreement ("IGA") between the Government of the United States of America and the Government of the Republic of the Philippines to Improve International Tax Compliance and to Implement FATCA which was signed last July 13, 2015, the Fund has registered with the Internal Revenue Service (IRS) and has obtained its own Global Intermediary Identification Number ("GIIN") as a sponsored entity. Sun Life Asset Management Company, Inc. ("SLAMCI") continues to assume responsibilities for the Fund's FATCA compliance as the Sponsoring Entity and has implemented FATCA onboarding processes and procedures as well as system enhancements to monitor its new and pre-existing account holders who are U.S. Persons and have U.S. Indicia.

The Fund, together with its Sponsoring Entity, SLAMCI, is preparing to comply for FATCA reporting on the date which will be set by the Bureau of Internal Revenue as soon as the IGA has been ratified by the Senate.

**PART V – EXHIBITS AND SCHEDULES**

**Item 14. Exhibits and Reports on SEC Form 17-C**

**A. Exhibits**

1. Statements of Financial Position, 2024, 2023
2. Statements of Comprehensive Income, 2024, 2023, 2022
3. Statements of Changes in Equity, 2024, 2023, 2022
4. Statements of Cash Flows, 2024, 2023, 2022
5. Notes to Financial Statements

**B. Reports on SEC Form 17-C**

**- SIGNATURE PAGE FOLLOWS -**

**SIGNATURES**

Pursuant to the requirements of Section 17 of the Code and Section 141 of the Corporation Code, this report is signed on behalf of the issuer by the undersigned, thereunto duly authorized, in the City of \_\_\_\_\_ on \_\_\_\_\_, 2025.

**SUN LIFE OF CANADA PROSPERITY BOND FUND, INC.**

Issuer

By:



**Valerie N. Pama**

Principal Executive Officer/President



**Gerald L. Bautista**

Principal Operating Officer / SLAMCI President



**Candy S. Esteban**

Principal Accounting Officer/CFO



**Jeanemar S. Talaman**

Principal Financial Officer/Treasurer/Comptroller




**Anna Katrina C. Kabigting-Ibero**

Corporate Secretary

**APR 28 2025**

**MAKATI CITY**

**SUBSCRIBED AND SWORN** to before me this \_\_\_\_ day of \_\_\_\_\_ 2025, affiants exhibiting their government issued identification cards, as follows:

Name	Government ID No.	Valid Until	Place of Issue
Valerie N. Pama			
Gerald L. Bautista			
Candy S. Esteban			
Jeanemar S. Talaman			
Anna Katrina C. Kabigting-Ibero			

Doc. No. 29 ;  
 Page No. 9 ;  
 Book No. 89 ;  
 Series of 2025.

**ATTY. ROMEO M. MONFORT**  
 Notary Public City of Makati  
 Until December 31, 2025  
 Appointment No. M-032 (2024-2025)  
 PTR No. 10466008 Jan. 2 2023/Makati City  
 IBP No. 488534 Dec. 27, 2024  
 MCLE NO. VII-0027570 Roll No. 27932  
 101 Urban Ave, Campos Rueda Bldg.  
 Brgv. Pio Del Pilar, Makati City

This document contains key information clients of Sun Life of Canada Prosperity Bond Fund should know about. More information can be found in the Fund's prospectus. Ask a Sun Life Financial Advisor or contact Sun Life Asset Management Company, Inc., at 8-849-9888 or PHIL-MF-Products@sunlife.com or visit www.sunlifefunds.com.

<b>Launch Date</b>	April 5, 2000	<b>Fund Structure</b>	Mutual Fund (Shares)	<b>Transfer Agency Fee</b>	0.15%
<b>Fund Size</b>	PHP 6,505,648,631.29	<b>Fund Classification</b>	Fixed Income Fund	<b>Minimum Holding Period</b>	None
<b>Net Asset Value Per Share</b>	3.4195	<b>Minimum Subscription</b>	PHP 1,000	<b>Early Redemption Fee</b>	None
<b>Benchmark</b>	98% Bloomberg Sovereign Bond Index 1-5 Year, net of tax (adjusted by Sun Life) + 2% Philippine Peso TD Rate 1 Month to 3 Months, net of tax	<b>Minimum Subsequent</b>	PHP 1,000	<b>Redemption Settlement</b>	T+2 business days
		<b>Management and Distribution Fee</b>	1.00%	<b>Bloomberg Ticker</b>	SNCPRBF PM Equity

## What does the Fund invest in?

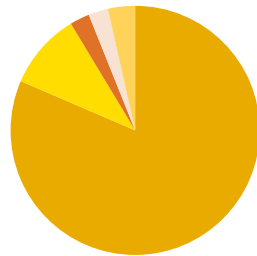
The **Sun Life of Canada Prosperity Bond Fund** aims to provide regular interest and principal preservation through investments in government and high-quality corporate debt securities.

The Fund is suitable for investors with a **moderate risk profile** and a medium-term investment horizon. This is for investors who want relatively stable and reasonable returns.

### Top Fixed Income Holdings

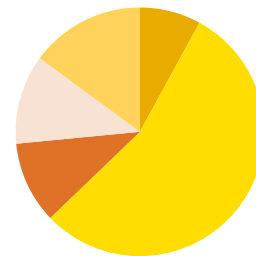
- Treasury Bond 2029, 23.52%
- Treasury Bond 2044, 9.67%
- Treasury Bond 2029, 9.41%
- Treasury Bond 2034, 8.31%
- Treasury Bond 2028, 8.21%

### Investment Mix



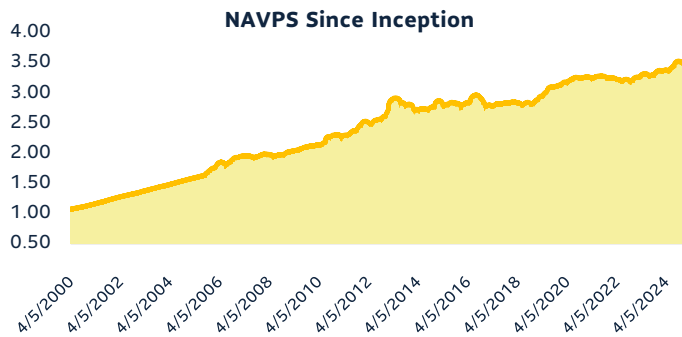
- Government Bonds, 81.47%
- Corporate Bonds, 9.90%
- Money Market Placements, 2.55%
- Corporate Loans, 2.56%
- Time Deposits and Other Liquid Assets, 3.51%

### Maturity Profile



- 0-3 years, 7.96%
- 3-5 years, 54.86%
- 5-7 years, 10.65%
- 7-10 years, 11.62%
- 10-20 years, 14.91%

## How has the Fund performed?



### CUMULATIVE PERFORMANCE

	MoM	YTD	1-Year	3-Year	5-Year
<b>Fund</b>	-0.43%	3.23%	3.19%	7.29%	11.20%
<b>Benchmark*</b>	0.09%	4.60%	4.60%	9.03%	16.22%

#### Notes:

- Year-to-date (YTD) returns are computed as the return from the last business day of the previous year to the last business day of the reporting month.
- Benchmark data were based on available information as of extraction date.

#### \*Bond Benchmark Effectivity Date:

HSBC Local Currency Bond Philippines Liquid Total Return: May 25, 2009 to April 30, 2016  
 Bloomberg Sovereign Bond Index, net of tax (adjusted by Sun Life): May 1, 2016 to February 28, 2017  
 Bloomberg Sovereign Bond Index 1 to 5 Year, net of tax (adjusted by Sun Life): March 1, 2017 to present

## Market Review and Outlook

- Philippine government bond yields rose up to 20 basis points across the curve over the month of December, with only yields on the longest tenors (more than 20Y) falling by 5 basis points.
- The move higher was mainly driven by a more hawkish stance from the Bangko Sentral ng Pilipinas (BSP). Despite cutting rates by 25 basis points in December, BSP Governor Remolona mentioned that 100 basis points worth of cuts may be too much for 2025, while emphasizing that policy will continue to be data-driven.
- December headline inflation accelerated to 2.9% year-on-year, higher than consensus estimate but within BSP's inflation target band of 2-4%. Higher prices of electricity and transportation mainly contributed to the increase.
- The Fund currently maintains a duration that is overweight to the benchmark. It will look to increase duration further on corrections.
- On a gross-of-fees basis, the Fund underperformed the benchmark year-to-date due to security selection.

**DISCLAIMER:** Sun Life Asset Management Company, Inc. (SLAMCI) makes no representation as to the accuracy or completeness of the information contained herein. The information contained in this presentation is for information purposes only. It is not intended to provide professional, investment, or any other type of advice or recommendation in relation to purchases or sales of securities whether or not they are related to SLAMCI; it does not constitute any guarantee of performance; and neither does it take into account the particular investment objectives, financial situation or needs of individual recipients. Any opinions or estimates herein reflect our judgment as at the date of this presentation and are subject to change at any time without notice. This material is a copyrighted work. You may not share, distribute, revise, transform, or build upon this material without prior written consent of, and proper attribution to Sun Life. All trademarks are the properties of their respective owners.

Sun Life Asset Management Company, Inc. is regulated by the Securities and Exchange Commission (SEC).

For client assistance, know about our process at sunlife.co/Sun-Life-CAMS or contact: 02-8849-9888 | sunlink@sunlife.com | Sun Life Centre, 5th Ave. cor Rizal Drive, BGC Taguig.  
 For consumer concerns, contact SEC at +63 2 8818-5952; 5322-7696 loc. 114; or email CGFD@sec.gov.ph.

This document contains key information clients of Sun Life of Canada Prosperity Bond Fund should know about. More information can be found in the Fund's prospectus. Ask a Sun Life Financial Advisor or contact Sun Life Asset Management Company, Inc., at 8-849-9888 or PHIL-MF-Products@sunlife.com or visit www.sunlifefunds.com.

<b>Launch Date</b>	April 5, 2000	<b>Fund Structure</b>	Mutual Fund (Shares)	<b>Transfer Agency Fee</b>	0.15%
<b>Fund Size</b>	PHP 6,395,600,549.81	<b>Fund Classification</b>	Fixed Income Fund	<b>Minimum Holding Period</b>	None
<b>Net Asset Value Per Share</b>	3.4342	<b>Minimum Subscription</b>	PHP 1,000	<b>Early Redemption Fee</b>	None
<b>Benchmark</b>	98% Bloomberg Sovereign Bond Index 1-5 Year, net of tax (adjusted by Sun Life) + 2% Philippine Peso TD Rate 1 Month to 3 Months, net of tax	<b>Minimum Subsequent</b>	PHP 1,000	<b>Redemption Settlement</b>	T+2 business days
		<b>Management and Distribution Fee</b>	1.00%	<b>Bloomberg Ticker</b>	SN CPRBF PM Equity

## What does the Fund invest in?

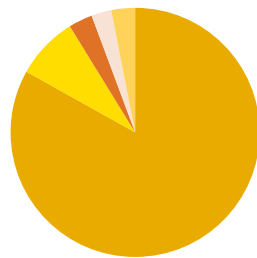
The **Sun Life of Canada Prosperity Bond Fund** aims to provide regular interest and principal preservation through investments in government and high-quality corporate debt securities.

The Fund is suitable for investors with a **moderate risk profile** and a medium-term investment horizon. This is for investors who want relatively stable and reasonable returns.

### Top Fixed Income Holdings

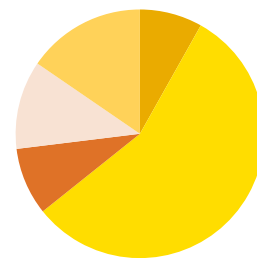
1. Treasury Bond 2029, 24.04%
2. Treasury Bond 2044, 10.00%
3. Treasury Bond 2029, 9.61%
4. Treasury Bond 2028, 8.39%
5. Treasury Bond 2034, 8.12%

### Investment Mix



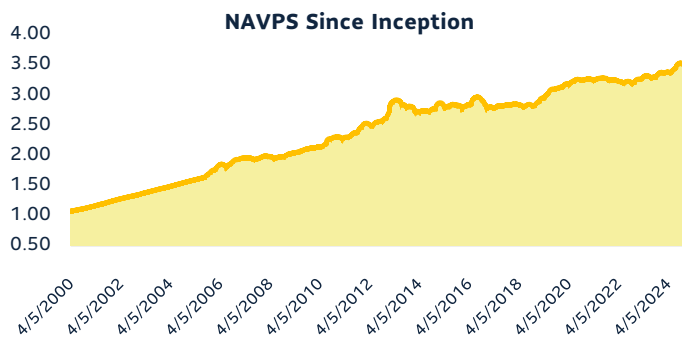
- Government Bonds, 83.10%
- Corporate Bonds, 8.12%
- Money Market Placements, 3.10%
- Corporate Loans, 2.60%
- Time Deposits and Other Liquid Assets, 3.08%

### Maturity Profile



- 0-3 years, 8.14%
- 3-5 years, 56.13%
- 5-7 years, 8.78%
- 7-10 years, 11.51%
- 10-20 years, 15.44%

## How has the Fund performed?



### CUMULATIVE PERFORMANCE

	MoM	YTD	1-Year	3-Year	5-Year
<b>Fund</b>	-0.22%	3.67%	4.53%	8.26%	13.04%
<b>Benchmark*</b>	-0.11%	4.50%	5.29%	9.25%	16.60%

#### Notes:

- Year-to-date (YTD) returns are computed as the return from the last business day of the previous year to the last business day of the reporting month.
- Benchmark data were based on available information as of extraction date.

#### \*Bond Benchmark Effectivity Date:

HSBC Local Currency Bond Philippines Liquid Total Return: May 25, 2009 to April 30, 2016  
 Bloomberg Sovereign Bond Index, net of tax (adjusted by Sun Life): May 1, 2016 to February 28, 2017  
 Bloomberg Sovereign Bond Index 1 to 5 Year, net of tax (adjusted by Sun Life): March 1, 2017 to present

## Market Review and Outlook

- Philippine government bond yields rose 10 to 40 basis points across the curve over the month of November, with the shorter end of the curve rising more.
- The move higher was mainly driven by negative sentiment from foreign investors due to the reelection of President Trump, whose fiscal policies may result to increased inflationary pressures and lead the Federal Reserve (Fed) to ease monetary policy more cautiously. This might lead to less rate cuts from the Bangko Sentral ng Pilipinas (BSP). It was partly offset by several factors locally: a lower-than-expected PH 3Q GDP growth, a CPI inflation print that was in line with expectations, and a lower supply of bonds from auctions as planned by the Bureau of Treasury.
- November headline inflation accelerated to 2.5% year-on-year, in line with consensus estimate and within BSP's inflation target band of 2-4%. Higher prices of vegetables due to the number of typhoons hitting the country contributed to the increase.
- BSP Governor Remolona has indicated that another 25-basis point cut in December or January next year is possible.
- The Fund currently maintains a duration that is overweight to the benchmark. It will look to increase duration further on corrections.
- On a gross-of-fees basis, the Fund outperformed the benchmark year-to-date due to its overweight duration positioning.

**DISCLAIMER:** Sun Life Asset Management Company, Inc. (SLAMCI) makes no representation as to the accuracy or completeness of the information contained herein. The information contained in this presentation is for information purposes only. It is not intended to provide professional, investment, or any other type of advice or recommendation in relation to purchases or sales of securities whether or not they are related to SLAMCI; it does not constitute any guarantee of performance; and neither does it take into account the particular investment objectives, financial situation or needs of individual recipients. Any opinions or estimates herein reflect our judgment as at the date of this presentation and are subject to change at any time without notice. This material is a copyrighted work. You may not share, distribute, revise, transform, or build upon this material without prior written consent of, and proper attribution to Sun Life. All trademarks are the properties of their respective owners.

Sun Life Asset Management Company, Inc. is regulated by the Securities and Exchange Commission (SEC).

For client assistance, know about our process at sunlife.co/Sun-Life-CAMS or contact: 02-8849-9888 | sunlink@sunlife.com | Sun Life Centre, 5th Ave. cor Rizal Drive, BGC Taguig.  
 For consumer concerns, contact SEC at +63 2 8818-5952; 5322-7696 loc. 114; or email CGFD@sec.gov.ph.

This document contains key information clients of Sun Life of Canada Prosperity Bond Fund should know about. More information can be found in the Fund's prospectus. Ask a Sun Life Financial Advisor or contact Sun Life Asset Management Company, Inc., at 8-849-9888 or PHIL-MF-Products@sunlife.com or visit www.sunlifefunds.com.

<b>Launch Date</b>	April 5, 2000	<b>Fund Structure</b>	Mutual Fund (Shares)	<b>Transfer Agency Fee</b>	0.15%
<b>Fund Size</b>	PHP 6,481,032,265.77	<b>Fund Classification</b>	Fixed Income Fund	<b>Minimum Holding Period</b>	None
<b>Net Asset Value Per Share</b>	3.4416	<b>Minimum Subscription</b>	PHP 1,000	<b>Early Redemption Fee</b>	None
<b>Benchmark</b>	98% Bloomberg Sovereign Bond Index 1-5 Year, net of tax (adjusted by Sun Life) + 2% Philippine Peso TD Rate 1 Month to 3 Months, net of tax	<b>Minimum Subsequent</b>	PHP 1,000	<b>Redemption Settlement</b>	T+2 business days
		<b>Management and Distribution Fee</b>	1.00%	<b>Bloomberg Ticker</b>	SNCPRBF PM Equity

## What does the Fund invest in?

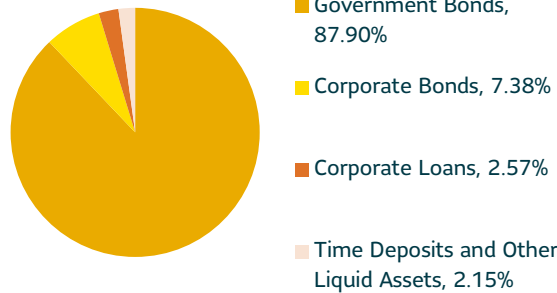
The **Sun Life of Canada Prosperity Bond Fund** aims to provide regular interest and principal preservation through investments in government and high-quality corporate debt securities.

The Fund is suitable for investors with a **moderate risk profile** and a medium-term investment horizon. This is for investors who want relatively stable and reasonable returns.

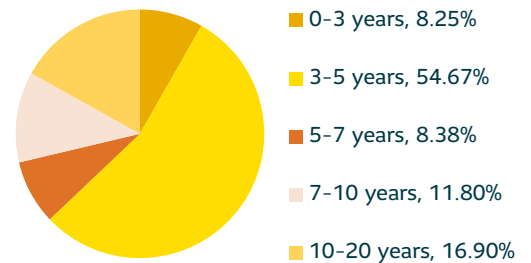
### Top Fixed Income Holdings

1. Treasury Bond 2029, 23.84%
2. Treasury Bond 2044, 12.09%
3. Treasury Bond 2029, 9.54%
4. Treasury Bond 2034, 9.53%
5. Treasury Bond 2028, 8.32%

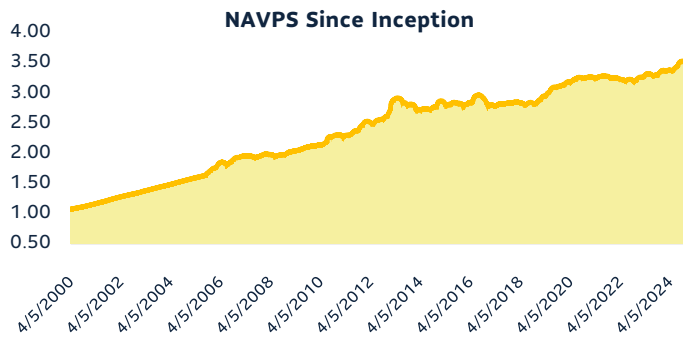
### Investment Mix



### Maturity Profile



## How has the Fund performed?



### CUMULATIVE PERFORMANCE

	MoM	YTD	1-Year	3-Year	5-Year
<b>Fund</b>	-0.67%	3.90%	7.23%	7.82%	12.87%
<b>Benchmark*</b>	-0.04%	4.62%	7.14%	8.80%	17.18%

#### Notes:

- Year-to-date (YTD) returns are computed as the return from the last business day of the previous year to the last business day of the reporting month.
- Benchmark data were based on available information as of extraction date.

#### \*Bond Benchmark Effectivity Date:

HSBC Local Currency Bond Philippines Liquid Total Return: May 25, 2009 to April 30, 2016  
 Bloomberg Sovereign Bond Index, net of tax (adjusted by Sun Life): May 1, 2016 to February 28, 2017  
 Bloomberg Sovereign Bond Index 1 to 5 Year, net of tax (adjusted by Sun Life): March 1, 2017 to present

## Market Review and Outlook

- Philippine government bond yields rose 10 to 20 basis points across the curve over the month of October.
- The move higher was mainly driven by global developments: a stronger US jobs market which led market to recalibrate expectations on the pace of the Federal Reserve's (Fed) monetary policy easing, as well as uncertainty on US elections. It was partly offset by several factors locally: a lower-than-expected September inflation print, the Bangko Sentral ng Pilipinas (BSP) 25-basis point rate cut in October, and the 2.50% cut in the reserve ratio requirements (RRR) of universal banks.
- October headline inflation accelerated to 2.3% year-on-year, in line with consensus estimate and within BSP's inflation target band of 2-4%. Higher prices of vegetables due to the number of typhoons hitting the country contributed to the increase.
- BSP Governor Remolona has indicated that another 25-basis point cut in December is possible.
- The Fund currently maintains a duration that is overweight to the benchmark. It will look to increase duration further on corrections.
- On a gross-of-fees basis, the Fund outperformed the benchmark year-to-date due to its overweight duration positioning.

**DISCLAIMER:** Sun Life Asset Management Company, Inc. (SLAMCI) makes no representation as to the accuracy or completeness of the information contained herein. The information contained in this presentation is for information purposes only. It is not intended to provide professional, investment, or any other type of advice or recommendation in relation to purchases or sales of securities whether or not they are related to SLAMCI; it does not constitute any guarantee of performance; and neither does it take into account the particular investment objectives, financial situation or needs of individual recipients. Any opinions or estimates herein reflect our judgment as at the date of this presentation and are subject to change at any time without notice. This material is a copyrighted work. You may not share, distribute, revise, transform, or build upon this material without prior written consent of, and proper attribution to Sun Life. All trademarks are the properties of their respective owners.

Sun Life Asset Management Company, Inc. is regulated by the Securities and Exchange Commission (SEC).

For client assistance, know about our process at sunlife.co/Sun-Life-CAMS or contact: 02-8849-9888 | sunlink@sunlife.com | Sun Life Centre, 5th Ave. cor Rizal Drive, BGC Taguig.  
 For consumer concerns, contact SEC at +63 2 8818-5952; 5322-7696 loc. 114; or email CGFD@sec.gov.ph.



# SECURITIES AND EXCHANGE COMMISSION

THE SEC HEADQUARTERS 7907 Makati Avenue, Salcedo Village, Bel-Air, Makati City  
1209 Trunk Line No:02-5322-7696 Email Us:www.sec.gov.ph/imessagemo@sec.gov.ph



**The following document has been received:**

**Receiving:** ICTD ERMD

**Receipt Date and Time:** April 15, 2025 06:44:48 PM

## Company Information

---

**SEC Registration No.:** A199908715

**Company Name:** SUN LIFE OF CANADA PROSPERITY BOND FUND INC.

**Industry Classification:** J66910

**Company Type:** Stock Corporation

## Document Information

---

---

**Document ID:** OST10415202583176151

**Document Type:** Financial Statement

**Document Code:** FS

**Period Covered:** December 31, 2024

**Submission Type:** Annual

**Remarks:** None

---

---

Acceptance of this document is subject to review of forms and contents

# COVER SHEET

for  
AUDITED FINANCIAL STATEMENTS

SEC Registration Number

A	1	9	9	9	0	8	7	1	5
---	---	---	---	---	---	---	---	---	---

Company Name

S	U	N		L	I	F	E		O	F		C	A	N	A	D	A		P	R	O	S	P	E	R	I	T	Y
B	O	N	D		F	U	N	D		I	N	C	.															

Principal Office (No./Street/Barangay/City/Town)Province)

S	U	N		L	I	F	E		C	E	N	T	R	E		S	T	H		A	V	E	.		C	O	R	.
R	I	Z	A	L		D	R	I	V	E	,		B	O	N	I	F	A	C	I	O		G	L	O	B	A	L
C	I	T	Y	,		T	A	G	U	I	G		C	I	T	Y												

Form Type

A	A	F	S
---	---	---	---

Department requiring the report

C	R	M	D
---	---	---	---

Secondary License Type, If Applicable

N/A
-----

### COMPANY INFORMATION

Company's Email Address

<a href="mailto:sunlife_sec_communications@sunlife.com">sunlife_sec_communications@sunlife.com</a>
--

Company's Telephone Number/s

8555-8888
-----------

Mobile Number

0999-991-7178
---------------

No. of Stockholders

19,226
--------

Annual Meeting  
Month/Day

Every Fourth Friday of June
-----------------------------

Fiscal Year  
Month/Day

12/31
-------

### CONTACT PERSON INFORMATION

The designated contact person ***MUST*** be an Officer of the Corporation

Name of Contact Person

JEANEMAR S. TALAMAN
---------------------

Email Address

<a href="mailto:Jeanemar.Talaman@sunlife.com">Jeanemar.Talaman@sunlife.com</a>
--

Telephone Number/s

8555-8888
-----------

Mobile Number

N/A
-----

Contact Person's Address

SUN LIFE CENTRE, 5TH AVE. COR. RIZAL DRIVE, BONIFACIO GLOBAL CITY, TAGUIG CITY
--

**Note 1:** In case of death, resignation or cessation of office of the officer designated as contact person, such incident shall be reported to the Commission within thirty (30) calendar days from the occurrence thereof with information and complete contact details of the new contact person designated

**2:** All Boxes must be properly and completely filled-up. Failure to do so shall cause the delay in updating the corporation's records with the Commission and/or non-receipt of Notice of Deficiencies. Further, non-receipt of Notice of Deficiencies shall not excuse the corporation from liability for its deficiencies.

**From:** [eafs@bir.gov.ph](mailto:eafs@bir.gov.ph)  
**To:** [PHIL-FIN.SLPBond](#)  
**Cc:** [PHIL-FIN.SLPBond](#)  
**Subject:** Your BIR AFS eSubmission uploads were received  
**Date:** Tuesday, April 15, 2025 12:52:19 AM

---

**CAUTION** This email originated from outside the organization. Please proceed only if you trust the sender.

---

Hi SUN LIFE OF CANADA PROSPERITY BOND FUND, INC.,

#### Valid files

- EAFS204843519TCRTY122024-01.pdf
- EAFS204843519OTHTY122024.pdf
- EAFS204843519RPTY122024.pdf
- EAFS204843519TCRTY122024-02.pdf
- EAFS204843519ITRTY122024.pdf
- EAFS204843519AFSTY122024.pdf

#### Invalid file

- <None>

Transaction Code: **AFS-0-Q2N32QPR09K9H9J5AN241M3PX02MZSWPVN**  
Submission Date/Time: **Apr 15, 2025 12:52 AM**  
Company TIN: **204-843-519**

Please be reminded that you accepted the terms and conditions for the use of this portal and expressly agree, warrant and certify that:

- The submitted forms, documents and attachments are complete, truthful and correct based on the personal knowledge and the same are from authentic records;
- The submission is without prejudice to the right of the BIR to require additional document, if any, for completion and verification purposes;
- The hard copies of the documents submitted through this facility shall be submitted when required by the BIR in the event of audit/investigation and/or for any other legal purpose.

This is a system-generated e-mail. Please do not reply.



**Bureau of Internal Revenue**  
Republic of the Philippines

[Home](#) | [Login](#) | [Revenue Issuances](#) | [FAQs](#) | [Job Aids](#) | [BIR Main](#) | [Downloads](#) | [Logout](#)



REPUBLIC OF THE PHILIPPINES  
DEPARTMENT OF FINANCE  
**BUREAU OF INTERNAL REVENUE**

## FILING REFERENCE NO.

<b>TIN</b>	: 204-843-519-000
<b>Name</b>	: SUN LIFE OF CANADA PROSPERITY BOND FUND, INC.
<b>RDO</b>	: 044
<b>Form Type</b>	: 1702
<b>Reference No.</b>	: <b>462500065198626</b>
<b>Amount Payable (Over Remittance)</b>	: -21,264,377.00
<b>Accounting Type</b>	: C - Calendar
<b>For Tax Period</b>	: 12/31/2024
<b>Date Filed</b>	: 04/09/2025
<b>Tax Type</b>	: IT

[ [BIR Main](#) | [eFPS Login](#) | [User Menu](#) | [Help](#) ]



**STATEMENT OF MANAGEMENT'S RESPONSIBILITY  
FOR FINANCIAL STATEMENTS**

The Management of Sun Life of Canada Prosperity Bond Fund, Inc. (the "Company") is responsible for the preparation and fair presentation of the financial statements, including the schedules attached therein, as at December 31, 2024 and 2023, and for the years ended December 31, 2024, 2023 and 2022, in accordance with the prescribed financial reporting framework indicated therein and for such internal control as Management determines is necessary to enable the preparation of financial statements that are free from material misstatement, whether due to fraud or error.

In preparing the financial statements, Management is responsible for assessing the Company's ability to continue as a going concern, disclosing, as applicable matters related to going concern and using the going concern basis of accounting unless Management either intends to liquidate the Company or to cease operations, or has no realistic alternative but to do so.

The Board of Directors is responsible for overseeing the Company's financial reporting process.

The Board of Directors reviews and approves the financial statements including the schedules attached therein and submits the same to the Shareholders.

Navarro Amper & Co., the independent auditor appointed by the Shareholders for the years ended December 31, 2024 and 2023, has audited the financial statements of the Company in accordance with Philippine Standards on Auditing, and in its report to the Board of Directors and Shareholders has expressed its opinion on the fairness of presentation upon completion of such audit.

A rectangular box containing a handwritten signature in black ink.

**Benedicto C. Sison**, Chairman of the Board

A rectangular box containing a handwritten signature in black ink.

**Valerie N. Pama**, President

A rectangular box containing a handwritten signature in black ink.

**Jeanemar S. Talamon**, Treasurer

Signed this 25th day of March 2025.



## INDEPENDENT AUDITOR'S REPORT

To the Board of Directors and Shareholders  
SUN LIFE OF CANADA PROSPERITY BOND FUND, INC.  
(An Open-end Investment Company)  
Sun Life Centre, 5<sup>th</sup> Avenue corner Rizal Drive  
Bonifacio Global City, Taguig City

### Report on the Audit of the Financial Statements

#### *Opinion*

We have audited the financial statements of Sun Life of Canada Prosperity Bond Fund, Inc. (the Company), which comprise the statements of financial position as at December 31, 2024 and 2023, and the statements of comprehensive income, statements of changes in equity and statements of cash flows for the years ended December 31, 2024, 2023 and 2022, and notes to the financial statements, including a summary of material accounting policy information.

In our opinion, the accompanying financial statements present fairly, in all material respects, the financial position of the Company as at December 31, 2024 and 2023, and its financial performance and its cash flows for the years ended December 31, 2024, 2023 and 2022, in accordance with Philippine Financial Reporting Standards (PFRS) Accounting Standards.

#### *Basis for Opinion*

We conducted our audits in accordance with Philippine Standards on Auditing (PSAs). Our responsibilities under those standards are further described in the *Auditor's Responsibilities for the Audit of the Financial Statements* section of our report. We are independent of the Company in accordance with the Code of Ethics for Professional Accountants in the Philippines (Code of Ethics) together with the ethical requirements that are relevant to our audits of the financial statements in the Philippines, and we have fulfilled our other ethical responsibilities in accordance with these requirements and the Code of Ethics. We believe that the audit evidence we have obtained is sufficient and appropriate to provide a basis for our opinion.

Deloitte refers to one or more of Deloitte Touche Tohmatsu Limited ("DTTL"), its global network of member firms, and their related entities (collectively, the "Deloitte organization"). DTTL (also referred to as "Deloitte Global") and each of its member firms and related entities are legally separate and independent entities, which cannot obligate or bind each other in respect of third parties. DTTL and each DTTL member firm and related entity is liable only for its own acts and omissions, and not those of each other. DTTL does not provide services to clients. Please see [www.deloitte.com/about](http://www.deloitte.com/about) to learn more.

#### **About Deloitte Philippines**

Navarro Amper & Co. is a member firm of the Deloitte network.

© 2025 Navarro Amper & Co.



### *Other Information*

Management is responsible for the other information. The other information comprises the information included in the Securities and Exchange Commission (SEC) Form 17-A Annual Report submission to the SEC, which is prepared by the Management and submitted after the issuance of the audited financial statements with our auditor's report attached thereon.

The SEC Form 17-A is expected to be made available to us after the date of this auditor's report. Our opinion on the financial statements does not cover the other information and we will not express any form of assurance conclusion thereon.

In connection with our audit of the financial statements, our responsibility is to read the other information identified above when it becomes available and, in doing so, consider whether the other information is materially inconsistent with the financial statements or our knowledge obtained in the audit, or otherwise appears to be materially misstated. When we read the other information identified above which have not yet been received, if we conclude that there is a material misstatement therein, we are required to communicate the matter to those charged with governance.

### *Responsibilities of Management and Those Charged with Governance for the Financial Statements*

Management is responsible for the preparation and fair presentation of these financial statements in accordance with PFRS Accounting Standards, and for such internal control as Management determines is necessary to enable the preparation of financial statements that are free from material misstatement, whether due to fraud or error.

In preparing the financial statements, Management is responsible for assessing the Company's ability to continue as a going concern, disclosing, as applicable, matters related to going concern and using the going concern basis of accounting unless Management either intends to liquidate the Company or to cease operations, or has no realistic alternative but to do so.

Those charged with governance are responsible for overseeing the Company's financial reporting process.

### *Auditor's Responsibilities for the Audit of the Financial Statements*

Our objectives are to obtain reasonable assurance about whether the financial statements as a whole are free from material misstatement, whether due to fraud or error, and to issue an auditor's report that includes our opinion. Reasonable assurance is a high level of assurance, but is not a guarantee that an audit conducted in accordance with PSAs will always detect a material misstatement when it exists. Misstatements can arise from fraud or error and are considered material if, individually or in the aggregate, they could reasonably be expected to influence the economic decisions of users taken on the basis of financial statements.

As part of an audit in accordance with PSAs, we exercise professional judgment and maintain professional skepticism throughout the audit. We also:

- Identify and assess the risks of material misstatement of the financial statements, whether due to fraud or error, design and perform audit procedures responsive to those risks, and obtain audit evidence that is sufficient and appropriate to provide a basis for our opinion. The risk of not detecting a material misstatement resulting from fraud is higher than for one resulting from error, as fraud may involve collusion, forgery, intentional omissions, misrepresentations, or the override of internal control.



- Obtain an understanding of internal control relevant to the audit in order to design audit procedures that are appropriate in the circumstances, but not for the purpose of expressing an opinion on the effectiveness of the Company's internal control.
- Evaluate the appropriateness of accounting policies used and the reasonableness of accounting estimates and related disclosures made by Management.
- Conclude on the appropriateness of Management's use of the going concern basis of accounting and, based on the audit evidence obtained, whether a material uncertainty exists related to events or conditions that may cast significant doubt on the Company's ability to continue as a going concern. If we conclude that a material uncertainty exists, we are required to draw attention in our auditor's report to the related disclosures in the financial statements or, if such disclosures are inadequate, to modify our opinion. Our conclusions are based on the audit evidence obtained up to the date of our auditor's report. However, future events or conditions may cause the Company to cease to continue as a going concern.
- Evaluate the overall presentation, structure and content of the financial statements, including the disclosures, and whether the financial statements represent the underlying transactions and events in a manner that achieves fair presentation.

We communicate with those charged with governance regarding, among other matters, the planned scope and timing of the audit and significant audit findings, including any significant deficiencies in internal control that we identify during our audits.

### **Report on Other Legal and Regulatory Requirements**

#### *Report on the Supplementary Information Required by the Bureau of Internal Revenue*

Our audits were conducted for the purpose of forming an opinion on the basic financial statements taken as a whole. The supplementary information in Note 23 to the financial statements is presented for purposes of filing with the Bureau of Internal Revenue and is not a required part of the basic financial statements. Such supplementary information is the responsibility of Management and has been subjected to the auditing procedures applied in our audits of the basic financial statements. In our opinion, the supplementary information is fairly stated in all material respects in relation to the basic financial statements taken as a whole.

#### **Navarro Amper & Co.**

BOA/PRC ACR. No. 0004, valid until September 22, 2027

[Redacted Signature]

Lloyd Ryan C. Moraño

Partner

CPA

TIN 2

BIR ACR. No. [Redacted], March 10, 2023; effective until March 9, 2026

BOA/PRC ACR [Redacted], valid until September 22, 2027

PTR No. [Redacted], January 4, 2025, Taguig City

Taguig City, Philippines

March 31, 2025



**SUN LIFE OF CANADA PROSPERITY BOND FUND, INC.**

(An Open-End Investment Company)

**STATEMENTS OF FINANCIAL POSITION**

		<b>December 31</b>	
	<b>Notes</b>	<b>2024</b>	<b>2023</b>
<b>ASSETS</b>			
<b>Current Assets</b>			
Cash and cash equivalents	6	<b>P 165,797,611</b>	P 317,164,976
Financial assets at fair value through profit or loss	8	<b>6,109,712,899</b>	5,293,496,522
Financial assets at amortized cost - current portion	9	<b>51,462,000</b>	86,998,986
Accrued interest receivable	7	<b>73,012,875</b>	69,084,100
Due from brokers	10	-	2,349,000
Prepayments and other current assets		<b>29,117,605</b>	22,870,103
Total Current Assets		<b>6,429,102,990</b>	5,791,963,687
<b>Non-current Asset</b>			
Financial assets at amortized cost - net of current portion, net	9	<b>111,459,181</b>	162,803,191
		<b>P6,540,562,171</b>	P5,954,766,878
<b>LIABILITIES AND EQUITY</b>			
<b>Current Liabilities</b>			
Accrued expenses and other payables	11	<b>P 27,169,682</b>	P 4,132,397
Payable to fund manager	12	<b>6,810,282</b>	6,196,745
Total Current Liabilities		<b>33,979,964</b>	10,329,142
<b>Equity</b>			
Share capital	13	<b>37,303,995</b>	37,303,995
Additional paid-in capital	14	<b>8,130,276,954</b>	7,896,111,249
Retained earnings		<b>4,178,322,245</b>	3,987,954,860
		<b>12,345,903,194</b>	11,921,370,104
Treasury shares	13	<b>(5,839,320,987)</b>	(5,976,932,368)
Total Equity		<b>6,506,582,207</b>	5,944,437,736
		<b>P6,540,562,171</b>	P5,954,766,878
<b>Net Asset Value Per Share</b>	15	<b>P 3.4200</b>	P 3.3130

*See Notes to Financial Statements.*

**SUN LIFE OF CANADA PROSPERITY BOND FUND, INC.**

(An Open-End Investment Company)

**STATEMENTS OF COMPREHENSIVE INCOME**

<b>For the Years Ended December 31</b>				
	<b>Notes</b>	<b>2024</b>	2023	2022
<b>Investment Income - net</b>				
Interest income	16	<b>P352,890,921</b>	P283,804,777	P163,713,048
Net realized gains (losses) on investments	8	<b>2,230,699</b>	(28,659,627)	(31,182,305)
Other income (loss)		<b>5,541</b>	(18,159)	22,259
		<b>355,127,161</b>	255,126,991	132,553,002
<b>Operating Expenses</b>				
Management and transfer fees	12	<b>44,287,555</b>	38,244,764	32,172,006
Distribution fees	12	<b>34,067,350</b>	29,419,049	24,636,567
Taxes and licenses		<b>1,226,978</b>	1,067,576	1,219,942
Reversal of expected credit losses	9, 21	<b>(117,990)</b>	(216,070)	(1,108,640)
Custodianship fees		<b>501,272</b>	431,140	390,191
Professional fees		<b>445,444</b>	769,255	376,696
Directors' fees	12	<b>259,222</b>	260,026	259,940
Printing and supplies		<b>63,190</b>	16,981	18,613
Miscellaneous		<b>78,186</b>	80,815	190,851
		<b>80,811,207</b>	70,073,536	58,156,166
<b>Profit Before Net Unrealized Losses on Investments</b>		<b>274,315,954</b>	185,053,455	74,396,836
<b>Net Unrealized Gains (Losses) on Investments</b>	8	<b>(18,406,073)</b>	120,622,561	(103,742,674)
<b>Profit (Loss) Before Tax</b>		<b>255,909,881</b>	305,676,016	(29,345,838)
<b>Income Tax Expense</b>	19	<b>65,542,496</b>	50,008,094	24,925,664
<b>Total Comprehensive Income (Loss) for the Year</b>		<b>P190,367,385</b>	P255,667,922	(P54,271,502)
<b>Basic and Diluted Earnings (Loss) per Share</b>	17	<b>P 0.105</b>	P 0.158	(P 0.038)

See Notes to Financial Statements.

**SUN LIFE OF CANADA PROSPERITY BOND FUND, INC.**

(An Open-end Investment Company)

**STATEMENTS OF CHANGES IN EQUITY**

For the Years Ended December 31						
	Notes	Share Capital	Additional Paid-in Capital	Retained Earnings	Treasury Shares	Total
Balance, January 1, 2022	13,14	P 37,303,995	P 7,420,374,329	P 3,786,558,440	(P 6,557,301,520)	P 4,686,935,244
Total comprehensive loss for the year		-	-	(54,271,502)	-	(54,271,502)
Transactions with owners:	13					
Acquisition of treasury shares during the year		-	-	-	(910,215,959)	(910,215,959)
Reissuance of treasury shares during the year		-	144,709,692	-	600,102,557	744,812,249
Total transactions with owners		-	144,709,692	-	(310,113,402)	(165,403,710)
Balance, December 31, 2022	13,14	37,303,995	7,565,084,021	3,732,286,938	(6,867,414,922)	4,467,260,032
Total comprehensive income for the year		-	-	255,667,922	-	255,667,922
Transactions with owners:	13					
Acquisition of treasury shares during the year		-	-	-	(973,931,955)	(973,931,955)
Reissuance of treasury shares during the year		-	331,027,228	-	1,864,414,509	2,195,441,737
Total transactions with owners		-	331,027,228	-	890,482,554	1,221,509,782
Balance, December 31, 2023	13,14	37,303,995	7,896,111,249	3,987,954,860	(5,976,932,368)	5,944,437,736
Total comprehensive income for the year		-	-	190,367,385	-	190,367,385
Transactions with owners:	13					
Acquisition of treasury shares during the year		-	-	-	(1,234,146,928)	(1,234,146,928)
Reissuance of treasury shares during the year		-	234,165,705	-	1,371,758,309	1,605,924,014
Total transactions with owners		-	234,165,705	-	137,611,381	371,777,086
<b>Balance, December 31, 2024</b>	13,14	<b>P37,303,995</b>	<b>P8,130,276,954</b>	<b>P4,178,322,245</b>	<b>(P5,839,320,987)</b>	<b>P6,506,582,207</b>

See Notes to Financial Statements.

**SUN LIFE OF CANADA PROSPERITY BOND FUND, INC.***(An Open-End Investment Company)***STATEMENTS OF CASH FLOWS**

		<b>For the Years Ended December 31</b>		
	<b>Notes</b>	<b>2024</b>	<b>2023</b>	<b>2022</b>
<b>Cash Flows from Operating Activities</b>				
Profit (Loss) before tax		P 255,909,881	P 305,676,016	(P29,345,838)
Adjustments for:				
Net unrealized losses (gains) on investments	8	18,406,073	(120,622,561)	103,742,674
Net realized (gains) losses on investments	8	(2,230,699)	28,659,627	31,182,305
Interest income	16	(352,890,921)	(283,804,777)	(163,713,048)
Reversal of expected credit losses	9, 21	(117,990)	(216,070)	(1,108,640)
Operating cash flows before working capital changes		(80,923,656)	(70,307,765)	(59,242,547)
Decrease (Increase) in:				
Prepayments and other current assets		(6,247,502)	(340,376)	309,261
Increase (Decrease) in:				
Accrued expenses and other payables		23,037,285	938,312	(1,032,800)
Payable to fund manager		613,537	1,381,063	(378,049)
Cash used in operations		(63,520,336)	(68,328,766)	(60,344,135)
Acquisition of financial assets at fair value				
through profit or loss	8	(5,513,033,818)	(6,979,121,635)	(10,214,479,400)
Proceeds from disposal of financial assets at fair value				
through profit or loss		4,682,991,067	5,587,466,366	10,421,853,377
Interest received		348,789,507	246,394,793	152,217,032
Income taxes paid		(65,542,496)	(50,008,094)	(24,925,664)
Net cash generated from (used in) operating activities		(610,316,076)	(1,263,597,336)	274,321,210
<b>Cash flows from Investing Activities</b>				
Additions to investment in corporate loans	9	-	-	(45,000,000)
Proceeds from principal generated from corporate loans	9	87,171,625	28,664,432	111,710,412
Net cash generated from investing activities		87,171,625	28,664,432	66,710,412
<b>Cash Flows from Financing Activities</b>				
Proceeds from reissuance of treasury shares	13	1,605,924,014	2,195,441,737	744,812,249
Payment for acquisition of treasury shares	13	(1,234,146,928)	(973,931,955)	(910,215,959)
Net cash generated from (used in) financing activities		371,777,086	1,221,509,782	(165,403,710)
<b>Net Increase (Decrease) in Cash and Cash Equivalents</b>		<b>(151,367,365)</b>	<b>(13,423,122)</b>	<b>175,627,912</b>
<b>Cash and Cash Equivalents, Beginning</b>		<b>317,164,976</b>	<b>330,588,098</b>	<b>154,960,186</b>
<b>Cash and Cash Equivalents, End</b>		<b>P 165,797,611</b>	<b>P 317,164,976</b>	<b>P 330,588,098</b>

See Notes to Financial Statements.

# **SUN LIFE OF CANADA PROSPERITY BOND FUND, INC.**

(An Open-end Investment Company)

## **NOTES TO FINANCIAL STATEMENTS**

**AS AT DECEMBER 31, 2024 AND 2023 AND FOR THE YEARS ENDED DECEMBER 31, 2024, 2023 and 2022**

### **1. CORPORATE INFORMATION**

Sun Life of Canada Prosperity Bond Fund, Inc. (the "Company") was incorporated and registered with the Philippine Securities and Exchange Commission (SEC) on January 19, 2000 and started commercial operations on May 1, 2000. The Company is a registered open-end investment company under the Investment Company Act (Republic Act "R.A." No. 2629) and the Securities Regulation Code (R.A. No. 8799), formerly known as the Revised Securities Act (B.P. No. 178). It is engaged in the sale of redeemable shares and is designed to provide long-term interest income and principal preservation through investments in high-quality fixed-income securities issued by the Philippine government and prime Philippine companies aggregating below average risk. As an open-end investment company, its shares are redeemable anytime based on the Net Asset Value Per Share (NAVPS) at the time of redemption.

The Company appointed Sun Life Asset Management Company, Inc. (SLAMCI), an investment management company incorporated in the Philippines and a wholly owned subsidiary of Sun Life of Canada (Philippines), Inc. (SLOCPI), as its fund manager, adviser, administrator, distributor and transfer agent and provides management, distribution and all required operational services, as disclosed in Note 12.

The Company's registered office address and principal place of business is at Sun Life Centre, 5<sup>th</sup> Avenue corner Rizal Drive, Bonifacio Global City, Taguig City.

The Company is considered a public company under Rule 3.1 of the Implementing Rules and Regulations of the Revised Securities Regulation Code (SRC), which, among others, defines a public corporation as any corporation with assets of at least P50,000,000 and having 200 or more shareholders, each of whom holds at least 100 shares of its equity securities.

As at December 31, 2024 and 2023, the Company has 19,226 shareholders and 18,119 shareholders, respectively, each holding at least 100 shares of the Company's common shares.

### **2. FINANCIAL REPORTING FRAMEWORK AND BASIS OF PREPARATION AND PRESENTATION**

#### **Statement of Compliance**

The financial statements of the Company have been prepared in accordance with the Philippine Financial Reporting Standards (PFRS) Accounting Standards. PFRS Accounting Standards include all applicable PFRS, Philippine Accounting Standards (PAS) and interpretations of the Philippine Interpretations Committee (PIC), Standing Interpretations Committee (SIC) and International Financial Reporting Interpretations Committee (IFRIC) as approved by the Financial and Sustainability Reporting Standards Council (FSRSC) and the Board of Accountancy and adopted by the SEC.

#### **Basis of Preparation and Presentation**

The financial statements of the Company have been prepared on the historical cost basis, except for certain financial assets measured at fair value.

Historical cost is generally based on the fair value of the consideration given in exchange for goods and services.

#### **Functional and Presentation Currency**

These financial statements are presented in Philippine Peso, the currency of the primary economic environment in which the Company operates. All amounts are recorded to the nearest Peso, except when otherwise indicated.

### **3. ADOPTION OF NEW AND REVISED ACCOUNTING STANDARDS**

#### **Adoption of Amended Accounting Standards Effective in 2024**

In the current year, the Company has applied all amendments to PFRS Accounting Standards that are mandatorily effective for accounting periods beginning on or after January 1, 2024. Their adoption had no material impact on the disclosures or the amounts reported in these financial statements.

#### **New and Revised Accounting Standards Effective after the Reporting Period Ended December 31, 2024**

At the date of authorization of these financial statements, the company has not applied the following PFRS Accounting Standards pronouncements that have been issued but are not yet effective:

Effective for annual period beginning or after January 1, 2025

- Amendments to PAS 21, *The Effects of Changes in Foreign Exchange Rates — Lack of Exchangeability*

Effective for annual period beginning or after January 1, 2026

- Amendments to PFRS 9, *Financial Instruments* and PFRS 7, *Financial Instruments: Disclosures - Classification and Measurement of Financial Instruments*
- Annual Improvements to PFRS Accounting Standards—Volume 11
- Amendments to PFRS 9, *Financial Instruments* and PFRS 7 *Financial Instruments: Disclosures - Contracts Referencing Nature-dependent Electricity*

Effective for annual period beginning or after January 1, 2027

- PFRS 18, *Presentation and Disclosure in Financial Statements*
- PFRS 19, *Subsidiaries without Public Accountability: Disclosures*
- PFRS 17, *Insurance Contracts*
- Amendments to PFRS 17, *Insurance Contracts*
- Amendment to PFRS 17, *Insurance Contracts - Initial Application* and PFRS 9, *Financial Instruments - Comparative Information*

Deferred effectivity

- Amendments to PFRS 10, *Consolidated Financial Statements* and PAS 28, *Investments in Associates and Joint Ventures—Sale or Contribution of Assets between an Investor and its Associate or Joint Venture*

Management anticipates that the adoption of the new or revised PFRS Accounting Standards in future periods will not have a material impact on the financial statements in the period of their initial adoption.

### **4. MATERIAL ACCOUNTING POLICIES**

#### **Financial assets**

##### **Initial recognition and measurement**

Financial assets and financial liabilities are recognized when the entity becomes a party to the contractual provisions of the instrument. Regular way purchases and sales of financial assets are recognized on trade-date, the date on which the Company commits to purchase or sell the asset.

At initial recognition, the Company measures a financial asset or financial liability at its fair value plus or minus, in the case of a financial asset or financial liability not at fair value through profit or loss (FVTPL), transaction costs that are incremental and directly attributable to the acquisition or issue of the financial asset or financial liability. Transaction costs of financial assets and financial liabilities carried at FVTPL are expensed in profit or loss.

### **Classification and Subsequent Measurement**

The Company classifies its financial assets in the following measurement categories:

- FVTPL;
- Fair value through other comprehensive income (FVTOCI); and
- Amortized cost

Classification of financial assets will be driven by the entity's business model for managing the financial assets and the contractual cash flows of the financial assets.

A financial asset is to be measured at amortized cost if: a) the objective of the business model is to hold the financial asset for the collection of the contractual cash flows, and b) the contractual cash flows under the instrument represent solely payment of principal and interest (SPPI).

All other debt and equity instruments must be recognized at fair value.

All fair value movements on financial assets are taken through the statement of comprehensive income, except for equity investments that are not held for trading, which may be recorded in the statement of comprehensive income or in reserves (without subsequent recycling to profit or loss).

#### Debt instruments

Subsequent measurement of debt instruments depends on the Company's business model for managing the asset and the cash flow characteristics of the asset. There are two measurement categories into which the group classifies its debt instruments:

- Amortized cost. Assets that are held for collection of contractual cash flows where those cash flows represent SPPI are measured at amortized cost. A gain or loss on a debt investment that is subsequently measured at amortized cost and is not part of a hedging relationship is recognized in profit or loss when the asset is derecognized or impaired. Interest income from these financial assets is included in finance income using the effective interest rate method.
- FVTPL. Assets that do not meet the criteria for amortized cost are measured at FVTPL. A gain or loss on a debt investment that is subsequently measured at FVTPL and is not part of a hedging relationship is recognized in profit or loss and presented net in the statement of comprehensive income within other gains/(losses) in period in which it arises. Interest income from these financial assets is included in finance income.

#### *Amortized cost and effective interest method*

For financial instruments, the effective interest rate is the rate that exactly discounts estimated future cash receipts (including all fees and points paid or received that form an integral part of the effective interest rate, transaction costs and other premiums or discounts) excluding expected credit losses (ECL), through the expected life of the debt instrument, or, where appropriate, a shorter period, to the gross carrying amount of the debt instrument on initial recognition.

Interest income is recognized using the effective interest method for debt instruments measured subsequently at amortized cost. For financial instruments other than POCI financial assets, interest income is calculated by applying the effective interest rate to the gross carrying amount of a financial asset, except for financial assets that have subsequently become credit-impaired.

### Equity instruments

The Company subsequently measures all equity investments at FVTPL, except where the Company's Management has elected, at initial recognition, to irrevocably designate an equity instrument at FVTOCI. The Company's policy is to designate equity investments as FVTOCI when those investments are held for the purposes other than to generate investment returns. As at December 31, 2024 and 2023, the Company does not have financial assets classified as FVTOCI.

Changes in the fair value of financial assets measured at FVTPL are recognized in the statements of profit or loss. These changes are reported as either net realized gains (losses) or unrealized gains (losses) on investments, as appropriate.

### *Impairment of financial assets*

The Company recognizes a loss allowance for ECL on investments in debt instruments that are measured at amortized cost and financial assets at FVOCI.

The amount of ECL is updated at each reporting date to reflect changes in credit risk since initial recognition of the respective financial instrument.

The Company recognizes lifetime ECL when there has been a significant increase in credit risk since initial recognition. If, on the other hand, the credit risk on the financial instrument has not increased significantly since initial recognition, the Company measures the loss allowance for that financial instrument at an amount equal to

12-month ECL. The assessment of whether lifetime ECL should be recognized is based on significant increases in the likelihood or risk of a default occurring since initial recognition instead of on evidence of a financial asset being credit-impaired at the reporting date or an actual default occurring.

Lifetime ECL represents the ECL that will result from all possible default events over the expected life of a financial instrument. In contrast, 12-month ECL represents the portion of lifetime ECL that is expected to result from default events on a financial instrument that are possible within 12 months after the reporting date.

### *Significant increase in credit risk*

The Company monitors all financial assets that are subject to the impairment requirements to assess whether there has been a significant increase in credit risk since initial recognition. If there has been a significant increase in credit risk, the Company will measure the loss allowance based on lifetime rather than 12-month ECL.

In assessing whether the credit risk on a financial instrument has increased significantly since initial recognition, the Company compares the risk of a default occurring on the financial instrument at the reporting date based on the remaining maturity of the instrument with the risk of a default occurring that was anticipated for the remaining maturity at the current reporting date when the financial instrument was first recognized. In making this assessment, the Company considers both quantitative and qualitative information that is reasonable and supportable, including historical experience and forward-looking information that is available without undue cost or effort.

Forward-looking information considered includes the future prospects of the industries in which the Company's debtors operate, obtained from economic expert reports, financial analysts, governmental bodies, relevant think-tanks and other similar organizations, as well as consideration of various external sources of actual and forecast economic information that relate to the Company's core operations.

In particular, the following information is taken into account when assessing whether credit risk has increased significantly since initial recognition:

- an actual or expected significant deterioration in the financial instrument's external (if available) or internal credit rating;
- significant deterioration in external market indicators of credit risk for a particular financial instrument (e.g. a significant increase in the credit spread, the credit default swap prices for the debtor, or the length of time or the extent to which the fair value of a financial asset has been less than its amortized cost);

- existing or forecast adverse changes in business, financial or economic conditions that are expected to cause a significant decrease in the debtor's ability to meet its debt obligations;
- an actual or expected significant deterioration in the operating results of the debtor;
- significant increases in credit risk on other financial instruments of the same debtor;
- an actual or expected significant adverse change in the regulatory, economic, or technological environment of the debtor that results in a significant decrease in the debtor's ability to meet its debt obligations.

Irrespective of the outcome of the above assessment, the Company presumes that the credit risk on a financial asset has increased significantly since initial recognition when contractual payments are more than 30 days past due, unless the Company has reasonable and supportable information that demonstrates otherwise.

Despite the foregoing, the Company assumes that the credit risk on a financial instrument has not increased significantly since initial recognition if the financial instrument is determined to have low credit risk at the reporting date.

A financial instrument is determined to have low credit risk if:

- The financial instrument has a low risk of default;
- The debtor has a strong capacity to meet its contractual cash flow obligations in the near term; and
- Adverse changes in economic and business conditions in the longer term may, but will not necessarily, reduce the ability of the borrower to fulfil its contractual cash flow obligations.

The Company considers a financial asset to have low credit risk when the asset has external credit rating of investment grade' in accordance with the globally understood definition or if an external rating is not available, the asset has an internal rating of 'performing'. Performing means that the counterparty has a strong financial position and there are no past due amounts.

The Company regularly monitors the effectiveness of the criteria used to identify whether there has been a significant increase in credit risk and revises them as appropriate to ensure that the criteria are capable of identifying significant increase in credit risk before the amount becomes past due.

#### *Default*

The Company considers the following as constituting an event of default for internal credit risk management purposes as historical experience indicates that financial assets that meet either of the following criteria are generally not recoverable:

- when there is a breach of financial covenants by the debtor; or
- information developed internally or obtained from external sources indicates that the debtor is unlikely to pay its creditors, including the Company, in full (without taking into account any collateral held by the Company).

Irrespective of the above analysis, the Company considers that default has occurred when a financial asset is more than 90 days past due unless the Company has reasonable and supportable information to demonstrate that a more lagging default criterion is more appropriate.

Critical to the determination of ECL is the definition of default. The definition of default is used in measuring the amount of ECL and in the determination of whether the loss allowance is based on 12-month or lifetime ECL, as default is a component of the probability of default (PD) which affects both the measurement of ECLs and the identification of a significant increase in credit risk.

### *Credit-impaired financial assets*

A financial asset is credit-impaired when one or more events that have a detrimental impact on the estimated future cash flows of the financial asset have occurred. Evidence of credit-impairment includes observable data about the following events:

- significant financial difficulty of the borrower or issuer;
- a breach of contract such as a default or past due event;
- the lender of the borrower, for economic or contractual reasons relating to the borrower's financial difficulty, having granted to the borrower a concession that the lender would not otherwise consider;
- it is becoming probable that the borrower will enter bankruptcy or other financial reorganization;
- the disappearance of an active market for a security because of financial difficulties; or
- the purchase of a financial asset at a deep discount that reflects the incurred credit losses.

It may not be possible to identify a single discrete event—instead, the combined effect of several events may have caused financial assets to become credit-impaired. The Company assesses whether debt instruments that are financial assets measured at amortized cost or FVTOCI are credit-impaired at each reporting date. To assess if debt instruments are credit impaired, the Company considers factors such as bond yields, credit ratings and the ability of the borrower to raise funding.

### *Measurement and recognition of ECL*

The measurement of ECL is a function of the PD, loss given default (i.e. the magnitude of the loss if there is a default) and the exposure at default. The assessment of the probability of default and loss given default is based on historical data adjusted by forward-looking information.

As for the exposure at default, for financial assets, this is represented by the assets' gross carrying amount at the reporting date, the Company's understanding of the specific future financing needs of the debtors, and other relevant forward-looking information.

For financial assets, the ECL is estimated as the difference between all contractual cash flows that are due to the Company in accordance with the contract and all the cash flows that the Company expects to receive, discounted at the original effective interest rate.

If the Company has measured the loss allowance for a financial instrument at an amount equal to lifetime ECL in the previous reporting period, but determines at the current reporting date that the conditions for lifetime ECL are no longer met, the Company measures the loss allowance at an amount equal to 12-month ECL at the current reporting date, except for assets for which simplified approach was used.

The Company recognizes an impairment gain or loss in profit or loss for all financial instruments with a corresponding adjustment to their carrying amount through a loss allowance account, except for investments in debt instruments that are measured at FVOCI, for which the loss allowance is recognized in OCI and accumulated in the investment revaluation reserve, and does not reduce the carrying amount of the financial asset in the statements of financial position.

### *Presentation of allowance for ECL in the statements of financial position*

Loss allowances for ECL are presented in the statements of financial position as a deduction from the gross carrying amount of the assets.

### Derecognition

The Company derecognizes a financial asset only when the contractual rights to the asset's cash flows expire or when the financial asset and substantially all the risks and rewards of ownership of the asset are transferred to another entity. If the Company neither transfers nor retains substantially all the risks and rewards of ownership and

continues to control the transferred asset, the Company recognizes its retained interest in the asset and an associated liability for amounts it may have to pay. If the Company retains substantially all the risks and rewards of ownership of a transferred financial asset, the Company continues to recognize the financial asset and also recognizes a collateralized borrowing for the proceeds received.

On derecognition of a financial asset in its entirety, the difference between the asset's carrying amount and the sum of the consideration received and receivable and the cumulative gain/loss that had been recognized in OCI and accumulated in equity is recognized in profit or loss, with the exception of equity investment designated as measured at FVTOCI, where the cumulative gain/loss previously recognized in OCI is not subsequently reclassified to profit or loss, but is transferred to retained earnings.

## **Financial Liabilities and Equity Instruments**

### Financial liabilities

All financial liabilities are measured subsequently at amortized cost using the effective interest method or at FVTPL. Financial liabilities are classified as either financial liabilities 'at FVTPL' or 'other financial liabilities'.

#### *Financial liabilities at FVTPL*

Financial liabilities at FVTPL are measured at fair value, with any gains/losses arising on remeasurement recognized in profit or loss to the extent that they are not part of a designated hedging relationship. The net gain/loss recognized in profit or loss incorporates any interest paid on the financial liability and is included in profit or loss.

However, for financial liabilities that are designated as at FVTPL, the amount of change in the fair value of the financial liability that is attributable to changes in the credit risk of that liability is recognized in OCI, unless the recognition of the effects of changes in the liability's credit risk in OCI would create or enlarge an accounting mismatch in profit or loss. The remaining amount of change in the fair value of liability is recognized in profit or loss. Changes in fair value attributable to a financial liability's credit risk that are recognized in OCI are not subsequently reclassified to profit or loss; instead, they are transferred to retained earnings upon derecognition of the financial liability.

In making the determination of whether recognizing changes in the liability's credit risk in OCI will create or enlarge an accounting mismatch in profit or loss, the Company assesses whether it expects that the effects of changes in the liability's credit risk will be offset in profit or loss by a change in the fair value of another financial instrument measured at FVTPL. This determination is made at initial recognition.

Since the company does not have financial liabilities classified at FVTPL, all financial liabilities are subsequently measured at amortized cost.

#### *Financial liabilities measured subsequently at amortized cost*

Financial liabilities that are not (i) contingent consideration of an acquirer in a business combination, (ii) held-for-trading, or (iii) designated as at FVTPL, are measured subsequently at amortized cost using the effective interest method.

The effective interest method is a method of calculating the amortized cost of a financial liability and of allocating interest expense over the relevant period. The effective interest rate is the rate that exactly discounts estimated future cash payments (including all fees and points paid or received that form an integral part of the effective interest rate, transaction costs and other premiums or discounts) through the expected life of the financial liability, or (where appropriate) a shorter period, to the amortized cost of a financial liability.

The Company's financial liabilities classified under this category include accrued expenses and other payables and payable to fund manager.

#### *Derecognition of financial liabilities*

The Company derecognizes financial liabilities when, and only when, the Company's obligations are discharged, cancelled or have expired. The difference between the carrying amount of the financial liability derecognized and the consideration paid and payable is recognized in profit or loss.

#### Equity instruments

##### *Share capital*

Share capital consisting of ordinary shares is classified as equity. Incremental costs directly attributable to the issue of new shares or options are shown in equity as a deduction from the proceeds, net of tax. Any excess of proceeds from issuance of shares over its par value is recognized as additional paid-in capital.

##### *Retained earnings*

Retained earnings represent accumulated profit attributable to equity holders of the Company after deducting dividends declared. Retained earnings may also include effect of changes in accounting policy as may be required by the standard's transitional provisions.

##### *Repurchase, disposal and reissuance of share capital (treasury shares)*

When share capital recognized as equity is repurchased, the amount of the consideration paid, which includes directly attributable cost, net of any tax effects, is recognized as a reduction from equity. Repurchased shares are classified as treasury shares and are presented in the reserve for own share account. When treasury shares are sold or reissued subsequently, the amount received is recognized as increase in equity, and the resulting surplus or deficit on the transaction is presented as additional paid-in capital.

#### **Revenue Recognition**

Revenue is measured based on the consideration to which the Company expects to be entitled in a contract with a customer and excludes amounts collected on behalf of third parties. The Company recognizes revenue when it transfers control of a product or service to a customer.

#### Interest income

Interest income is accrued on a time proportion basis, by reference to the principal outstanding and at the effective interest rate applicable, which is the rate that exactly discounts estimated future cash receipts through the expected life of the financial asset to that asset's net carrying amount.

#### Realized gains or losses

Gains or losses arising on the disposal of investments are determined as the difference between the sales proceeds and the carrying amount of the investments and is recognized in profit or loss.

#### Fair value gains or losses

Gains or losses arising from changes in fair values of investments are disclosed under the policy on financial assets.

#### **Expense Recognition**

Expenses are recognized in profit or loss when incurred.

Expenses in the statements of comprehensive income are presented using the function of expense method. Investment expenses are transaction costs incurred in the purchase and sale of investments. Operating expenses are costs attributable to administrative and other business expenses of the Company including management fees and custodianship fees.

## **Fair Value**

In estimating the fair value of an asset or a liability, the Company takes into account the characteristics of the asset or liability if market participants would take those characteristics into account when pricing the asset or liability at the measurement date. Fair value for measurement and/or disclosure purposes in these financial statements is determined on such basis.

In addition, for financial reporting purposes, fair value measurements are categorized into Levels 1, 2 or 3 based on the degree to which the inputs to the fair value measurements are observable and the significance of the inputs to the fair value measurement in its entirety, which are described as follows:

- Level 1 inputs are quoted prices (unadjusted) in active markets for identical assets or liabilities that the entity can access at the measurement date;
- Level 2 inputs are inputs, other than quoted prices included within Level 1, that are observable for the asset or liability, either directly or indirectly; and
- Level 3 inputs are unobservable inputs for the asset or liability.

## **Related Party Transactions**

Parties are considered related if one party has control, joint control, or significant influence over the other party in making financial and operating decisions. An entity that is a post-employment benefit plan for the employees of the Company and the key management personnel of the Company are also considered to be related parties.

## **Taxation**

Income tax expense represents the sum of the current tax, final tax and deferred tax expense.

### Current tax

The current tax expense is based on taxable profit for the year. Taxable profit differs from net profit as reported in the statements of comprehensive income because it excludes items of income or expense that are taxable or deductible in other years and it further excludes items that are never taxable or deductible. The Company's current tax expense is calculated using 25% regular corporate income tax (RCIT) rate or 2% minimum corporate income tax (MCIT), whichever is higher.

### Final tax

Final tax expense represents final taxes withheld on interest income from cash in banks, cash equivalents, and fixed-income securities.

### Deferred tax

Deferred tax is recognized on temporary differences between the carrying amounts of assets and liabilities in the financial statements and the corresponding tax bases used in the computation of taxable profit. Deferred tax liabilities are generally recognized for all taxable temporary differences. Deferred tax assets are generally recognized for all deductible temporary differences to the extent that it is probable that taxable profits will be available against which those deductible temporary differences can be utilized. Such deferred tax assets and liabilities are not recognized if the temporary difference arises from the initial recognition (other than in a business combination) of assets and liabilities in a transaction that affects neither the taxable profit nor the accounting profit.

The carrying amount of deferred tax assets is reviewed at the end of each reporting period and reduced to the extent that it is no longer probable that sufficient taxable profits will be available to allow all or part of the asset to be recovered.

Deferred tax assets and liabilities are offset when there is a legally enforceable right to offset current tax assets against current tax liabilities and these relate to income taxes levied by the same taxation authority and the Company intends to settle its current tax assets and liabilities on a net basis.

#### Current and deferred taxes for the year

Current and deferred taxes are recognized in profit or loss, except when they relate to items that are recognized in OCI or directly in equity, in which case, the current and deferred taxes are also recognized in OCI or directly in equity, respectively.

#### **Earnings (Loss) per Share**

The Company computes its basic earnings (loss) per share by dividing profit or loss for the year attributable to ordinary equity holders of the Company by the weighted average number of ordinary shares outstanding during the period.

For the purpose of calculating diluted earnings (loss) per share, profit or loss for the year attributable to ordinary equity holders of the Company and the weighted average number of shares outstanding are adjusted for the effects of deposits for future stock subscriptions which are dilutive potential ordinary shares.

#### **Net Asset Value per Share (NAVPS)**

The Company computes its NAVPS by dividing the total net asset value as at the end of the reporting period by the number of issued and outstanding shares and shares to be issued on deposits for future stock subscriptions.

### **5. CRITICAL ACCOUNTING JUDGMENTS AND KEY SOURCES OF ESTIMATION UNCERTAINTY**

In the application of the Company's accounting policies, Management is required to make judgments, estimates and assumptions about the carrying amounts of assets and liabilities that are not readily apparent from other sources. The estimates and associated assumptions are based on the historical experience and other factors that are considered to be relevant. Actual results may differ from these estimates.

The estimates and underlying assumptions are reviewed on an ongoing basis. Revisions to accounting estimates are recognized in the period in which the estimate is revised if the revision affects only that period or in the period of the revision and future periods if the revision affects both current and future periods.

#### **Critical Judgments in Applying Accounting Policies**

The following are the critical judgments, apart from those involving estimations, that Management has made in the process of applying the Company's accounting policies that have the most significant effect on the amounts recognized in the financial statements.

#### Business model assessment

Classification and measurement of financial assets depend on the results of the SPPI and the business model test. The Company determines the business model at a level that reflects how groups of financial assets are managed together to achieve a particular business objective. This assessment includes judgment reflecting all relevant evidence including how the performance of the assets is evaluated and their performance measured, the risks that affect the performance of the assets and how these are managed and how the managers of the assets are compensated.

The Company monitors financial assets measured at amortized cost that are derecognized prior to their maturity to understand the reason for their disposal and whether the reasons are consistent with the objective of the business for which the asset was held. Monitoring is part of the Company's continuous assessment of whether the business model for which the remaining financial assets are held continues to be appropriate and if it is not appropriate whether there has been a change in business model and so a prospective change to the classification of those assets.

The Company measures its financial assets at amortized cost if the financial asset qualifies for both SPPI and business model test. The Company's business model is to hold the asset and to collect its cashflows which are SPPI. All other financial assets that do not meet the SPPI and business model test are measured at FVTPL.

As at December 31, 2024 and 2023, the Company's financial assets measured at FVTPL amounted to P6,109,712,899 and P5,293,496,522, respectively as disclosed in Note 8 and financial assets measured at amortized cost amounted to P401,635,667 and P636,051,253, respectively, composed of cash and cash equivalents, accrued interest receivable and financial asset at amortized cost as disclosed in Notes 6, 7 and 9.

#### Significant increase in credit risk

ECL are measured as an allowance equal to 12-month ECL for stage 1 assets, or lifetime ECL assets for stage 2 or stage 3 assets. An asset moves to stage 2 when its credit risk has increased significantly since initial recognition. PFRS 9 does not define what constitutes a significant increase in credit risk. In assessing whether the credit risk of an asset has significantly increased, the Company takes into account qualitative and quantitative reasonable and supportable forward-looking information.

The Company considers a financial instrument to have experienced a significant increase in credit risk when one or more of the qualitative and quantitative criteria have been met as disclosed in Note 21.

As at December 31, 2024 and 2023, the Company's estimated allowance for credit losses for financial instruments measured at amortized cost amounted to P212,819 and P330,809, respectively as disclosed in Notes 9 and 21.

#### Models and assumptions used

The Company uses various models and assumptions in measuring the fair value of financial assets as well as in estimating ECL. Judgment is applied in identifying the most appropriate model for each type of asset, as well as for determining the assumptions used in these models, including assumptions that relate to key drivers of credit risk.

The Company's model and assumptions used in measuring fair value of financial assets and estimating ECL are disclosed in Notes 18 and 21, respectively.

#### Puttable shares designated as equity instruments

The Company's share capital met the specified criteria to be presented as equity. The Company designated its redeemable share capital as equity instruments since the Company's share capital met the criteria specified in PAS 32, *Financial Instruments: Presentation*, to be presented as equity.

A puttable financial instrument includes a contractual obligation for the issuer to repurchase or redeem that instrument for cash or another financial asset on exercise of the put. As an exception to the definition of a financial liability, an instrument that includes such an obligation is classified as an equity instrument if it has met all the following features:

- a. it entitles the holder to a pro rata share of the entity's net assets in the event of the entity's liquidation. The entity's net assets are those assets that remain after deducting all other claims on its assets;
- b. it is in the class of instruments that is subordinate to all other classes of instruments;
- c. all financial instruments in the class of instruments that is subordinate to all other classes of instruments have identical features;
- d. apart from the contractual obligation for the issuer to repurchase or redeem the instrument for cash or another financial asset, the instrument does not include any contractual obligation to deliver cash or another financial asset to another entity, or to exchange financial assets or financial liabilities with another entity under conditions that are potentially unfavorable to the entity, and it is not a contract that will or may be settled in the entity's own equity instruments; and
- e. the total expected cash flows attributable to the instrument over the life of the instrument are based substantially on the profit or loss, the change in the recognized net assets or the change in the fair value of the recognized and unrecognized net assets of the entity over the life of the instrument (excluding any effects of the instrument).

As at December 31, 2024 and 2023, the recognized amount of share capital representing puttable shares in the statements of financial position amounted to P37,303,995 as disclosed in Note 13.

### **Key Sources of Estimation Uncertainty**

The following are the Company's key assumptions concerning the future and other key sources of estimation uncertainty at the end of each reporting period that have a significant risk of causing a material adjustment to the carrying amounts of assets and liabilities within the next financial year.

#### Probability of default (PD)

PD constitutes a key input in measuring ECL. PD is an estimate of the likelihood of default over a given time horizon, the calculation of which includes historical data, assumptions and expectations of future conditions.

As at December 31, 2024 and 2023, the Company assessed a probability of default of 0.13% and 0.13%, respectively, for all of its financial assets measured at amortized cost.

The assumptions used by the Company in estimating PD is disclosed in Note 21.

#### Loss given default (LGD)

LGD is an estimate of the loss arising on default. It is based on the difference between the contractual cash flows due and those that the lender would expect to receive, taking into account cash flows from collateral and integral credit enhancements.

The Company uses portfolio averages from external estimates sourced out from Standard and Poor's (S&P) as the LGD estimates. The categorization of LGD estimates per financial asset measured at amortized cost is disclosed in Note 21.

#### Estimating loss allowance for ECL

The measurement of the ECL allowance for financial assets measured at amortized cost and FVTOCI is an area that requires the use of complex models and significant assumptions about future economic conditions and credit behavior. Explanation of the inputs, assumptions and estimation techniques used in measuring ECL is further detailed in Note 21 Credit Risk – ECL measurement, which also sets out the key sensitivities of the ECL to changes in these elements.

A number of significant judgments are also required in applying the accounting requirements for measuring ECL, such as:

- Determining criteria for significant increase in credit risk;
- Choosing appropriate models and assumptions for the measurement of ECL; and
- Establishing the number and relative weightings of forward-looking scenarios and the associated ECL.

As at December 31, 2024 and 2023, the Company's estimated allowance for credit losses for financial instruments measured at amortized cost amounted to P212,819 and P330,809, as disclosed in Notes 9 and 21.

#### Deferred tax assets

The Company reviews the carrying amount at the end of each reporting period and reduces deferred tax assets to the extent that it is no longer probable that sufficient taxable profit will be available to allow all or part of the deferred tax asset to be utilized. However, there is no assurance that the Company will generate sufficient taxable profit that will allow all or part of its deferred tax assets to be utilized.

Based on Management's expectation of the Company's future taxable income, the Company did not recognize the deferred tax asset as at December 31, 2024 and 2023, as disclosed in Note 19.

Determining the fair value of investments in debt securities classified as financial assets at FVTPL

The Company carries its investments in traded debt securities at fair value, which requires the use of accounting estimates and judgment. Since market interest rate is a significant component of fair value measurement, fair value would differ if the Company applied a different set of reference rates in the valuation methodology. Any change in the fair value of these financial assets would affect profit or loss and equity.

As at December 31, 2024 and 2023, the carrying amounts of investments in debt securities classified as financial assets at FVTPL amounted to P5,943,396,882 and P5,113,090,393, respectively, as disclosed in Note 8.

**6. CASH AND CASH EQUIVALENTS**

This account consists of:

	<b>2024</b>	2023
Cash in banks	<b>P165,797,611</b>	P165,704,949
Cash equivalents	-	151,460,027
	<b>P165,797,611</b>	P317,164,976

Cash in banks earned interest income amounting to P255,339, P247,766 and P446,685 in 2024, 2023 and 2022, respectively, at an average rate of 0.15%, 0.11% and 0.13%, respectively, as disclosed in Note 16.

Cash equivalents are short-term, highly liquid investments that are readily convertible to known amounts of cash and which are subject to an insignificant risk of changes in value. The Company classifies an investment as cash equivalent if that investment has a maturity of three months or less from the date of acquisition.

Cash equivalents earned interest income amounting to P3,346,974, P26,529,944 and P4,509,472 in 2024, 2023 and 2022, respectively, at an average rate of 4.42%, 12.58% and 3.33%, as disclosed in Note 16. Accrued interest receivable amounted to nil and P55,535 as at December 31, 2024 and 2023, respectively, as disclosed in Note 7.

**7. ACCRUED INTEREST RECEIVABLE**

This account consists of accrued interest receivable on the following:

	<b>Notes</b>	<b>2024</b>	2023
Fixed-income securities	8	<b>P 70,992,759</b>	P63,560,244
Corporate loans	9	<b>2,020,116</b>	5,468,321
Cash equivalents	6	-	55,535
		<b>P 73,012,875</b>	P69,084,100

Collection of interest depends on the scheduled interest payments of each asset held.

**8. FINANCIAL ASSETS AT FAIR VALUE THROUGH PROFIT OR LOSS**

This account consists of:

	<b>2024</b>	2023
Investments in fixed-income securities	<b>P 5,943,396,882</b>	P5,113,090,393
Investments in UITF	<b>166,316,017</b>	180,406,129
	<b>P 6,109,712,899</b>	P5,293,496,522

Investments in fixed income securities are composed of corporate bonds and treasury notes.

Investments in UITF are placed in universal banks and are redeemable anytime.

Interest income earned on fixed-income securities amounted to P335,215,652, P239,842,723 and P139,518,546 in 2024, 2023 and 2022, respectively, as disclosed in Note 16. Average rates earned on these investments are also disclosed in Note 16. Accrued interest receivable amounted to P70,992,759 and P63,560,244 as at December 31, 2024 and 2023, respectively, as disclosed in Note 7.

Net gains (losses) on investments recognized in profit or loss arising from financial assets at FVTPL are as follows:

	<b>2024</b>	2023	2022
Net unrealized gains (losses) on investments:			
Equity securities	<b>P 266,350</b>	(P 80,247)	(P 1,101,293)
Fixed-income securities	<b>(18,672,423)</b>	120,702,808	(102,641,381)
	<b>(P18,406,073)</b>	P120,622,561	(P 103,742,674)
Net realized gains (losses) on investments:			
Equity securities	<b>P5,269,625</b>	P 663,331	P 6,516,697
Fixed-income securities	<b>(3,038,926)</b>	(29,322,958)	(37,699,002)
	<b>2,230,699</b>	(28,659,627)	(31,182,305)
	<b>(P16,175,374)</b>	P91,962,934	(P 134,924,979)

The movements in the financial assets at FVTPL are summarized as follows:

	<b>2024</b>	2023	2022
Balance, January 1	<b>P 5,293,496,522</b>	P 3,812,227,318	P 4,154,707,410
Additions	<b>5,513,033,818</b>	6,979,121,635	10,214,479,400
Disposal	<b>(4,678,411,368)</b>	(5,618,474,992)	(10,453,216,818)
Unrealized losses	<b>(18,406,073)</b>	120,622,561	(103,742,674)
	<b>P 6,109,712,899</b>	P 5,293,496,522	P 3,812,227,318

The following presents the breakdown of the maturity profile of the principal amounts of fixed-income securities:

	<b>2024</b>	2023
Due in one year or less	<b>P 23,280,000</b>	P 47,734,960
Due after one year through five years	<b>3,696,455,420</b>	3,109,082,420
Due after five years through ten years	<b>1,263,145,440</b>	1,149,330,200
Due after ten years	<b>867,931,000</b>	722,214,000
	<b>P5,850,811,860</b>	P5,028,361,580

## 9. FINANCIAL ASSETS AT AMORTIZED COST - net

This account consists of:

	<b>Note</b>	<b>2024</b>	2023
Corporate loans:			
Current		<b>51,462,000</b>	P 86,998,986
Non-current		<b>111,672,000</b>	163,134,000
Less: Allowance for impairment	21	<b>(212,819)</b>	(330,809)
		<b>P162,921,181</b>	P249,802,177

The following are the principal amounts and unamortized premium:

	<b>2024</b>	2023
Principal amounts	<b>P 163,134,000</b>	P250,107,000
Unamortized premium	-	25,986
	<b>P 163,134,000</b>	P250,132,986

The movements in the debt investments at amortized costs are summarized as follows:

	<b>Note</b>	<b>2024</b>	2023	2022
Balance, January 1		<b>P 249,802,177</b>	P278,250,540	P343,793,969
Additions		-	-	45,000,000
Settlements		<b>(87,171,625)</b>	(28,788,835)	(111,529,276)
Amortization of discount (premium)		<b>172,639</b>	124,402	(122,793)
Reversal of estimated credit loss	21	<b>117,990</b>	216,070	1,108,640
		<b>P 162,921,181</b>	P249,802,177	P278,250,540

Interest income earned from corporate loans amounted to P14,072,956, P17,184,344 and P19,238,345 in 2024, 2023 and 2022, respectively, as disclosed in Note 16. The average interest rates of corporate loans are also disclosed in Note 16. Accrued interest receivable amounted to P2,020,116 and P5,468,321 as at December 31, 2024 and 2023, respectively, as disclosed in Note 7.

The following presents the breakdown of maturity profile of the principal amounts of corporate loans:

	<b>2024</b>	2023
Due in one year or less	<b>P 51,462,000</b>	P 86,973,000
Due after one year through five years	<b>89,400,000</b>	130,596,000
Due after five years through ten years	<b>22,272,000</b>	32,538,000
	<b>P163,134,000</b>	P250,107,000

The Company holds loans receivables from Angat Hydropower Corporation, Vista Land and Lifescapes, Inc., SM Development Corp., Megawide Constructions Corp., and SL Agritech that carry interest at variable rates. The weighted average interest rate on these securities is 4.18%, 6.07% and 5.32% in 2024, 2023 and 2022, respectively.

The corporate loans have maturity dates ranging between two to ten years from the end of the reporting period. The counterparties have a minimum A credit rating. None of these assets had been past due or impaired at the end of the reporting period.

#### **10. DUE FROM BROKERS**

Due from brokers account refers to amounts receivable from brokers arising from the sale of investments processed on or before the reporting period, which are settled three days after the transaction date.

Due from brokers amounted to nil and P2,349,000 as at December 31, 2024 and 2023, respectively.

## 11. ACCRUED EXPENSES AND OTHER PAYABLES

This account consists of:

	2024	2023
Due to investors	<b>P26,193,534</b>	P2,911,477
Withholding and documentary stamp taxes	<b>683,378</b>	600,944
Professional fees	<b>231,288</b>	414,366
Custodianship fees	<b>31,828</b>	37,610
Others	<b>29,654</b>	168,000
	<b>P27,169,682</b>	P4,132,397

Due to investors account pertains to amounts payable to investors for the redemption of their investments processed on or before the reporting period, which are usually paid two days after the transaction date.

Other payables are non-interest bearing and are normally settled within one year.

## 12. RELATED PARTY TRANSACTIONS

In the normal course of business, the Company transacts with companies which are considered related parties under PAS 24, *Related Party Disclosures*.

The details of transactions with related parties and the amounts paid or payable are set out below.

Nature of Transaction	Transactions During the Year			Outstanding Payable		Terms	Condition	Notes
	2024	2023	2022	2024	2023			
<b>SLAMCI - Fund Manager</b>								
Management distribution and transfer fees	<b>P78,354,905</b>	P67,663,813	P56,808,573	<b>P 6,810,282</b>	P6,196,745	Non-interest bearing; Annual rate of 1.15% of average daily net assets; settled in cash on or before the 15 <sup>th</sup> day of the following month	Unsecured; unguaranteed	a
<b>Key Management Personnel</b>								
Directors' fees	<b>P 259,222</b>	P 260,026	P259,940	<b>P -</b>	P -	Payable on demand; Settled in cash	Unsecured; Unguaranteed	b

Details of the Company's related party transactions are as follows:

### a. Investment Management

The Company appointed SLAMCI as its fund manager, adviser, administrator, distributor and transfer agent that provides management, distribution and all required operational services. Under the Management and Distribution Agreement (MDA), SLAMCI receives aggregate fees for these services at an annual rate of 1% (exclusive of VAT) of the net assets attributable to shareholders on each valuation day. Moreover, under the Transfer Agency Agreement, SLAMCI receives aggregate fees for these services at an annual rate of 0.15% (exclusive of VAT) of the net assets attributable to shareholders on each valuation day.

On January 22, 2024, the Board of Directors of the Company and SLAMCI jointly approved to continue its MDA and Transfer Agency Agreements based on the provisions of ICA 2018 IRR (Implementing Rules and Regulations of the Investment Company Act 2018) published by the SEC on January 11, 2018. The agreements shall remain to continue in effect from year to year as approved by the respective Board of Directors of the Company and SLAMCI.

Management, distribution and transfer fees charged by SLAMCI to the Company in 2024, 2023 and 2022 amounted to P78,354,905, P67,663,813 and P56,808,573, respectively. Accrued management fees as at December 31, 2024 and 2023 amounting to P6,810,282 and P6,196,745, respectively, are shown as "Payable to Fund Manager" in the statements of financial position.

#### b. Remuneration of Directors

Remuneration of directors presented in the statements of comprehensive income under "Directors' fees" account amounting to P259,222, P260,026 and P259,940 in 2024, 2023 and 2022, respectively, which are usually paid to directors based on the meetings held and attended. There were no accrued directors' fees as at December 31, 2024 and 2023.

Except for the Board of Directors, the Company has no key management personnel and employees. Pursuant to the Company's MDA with SLAMCI, the latter provides all the staff of the Company, including executive officers and other trained personnel.

### 13. EQUITY

Movements are as follows:

	2024		2023		2022	
	Shares	Amount	Shares	Amount	Shares	Amount
Authorized:						
At P0.01 par value	<b>3,800,000,000</b>	<b>P 38,000,000</b>	3,800,000,000	P 38,000,000	3,800,000,000	P 38,000,000
Issued and fully paid:						
At December 31	<b>3,730,399,542</b>	<b>P 37,303,995</b>	3,730,399,542	P 37,303,995	3,730,399,542	P 37,303,995
Treasury shares:						
At January 1	<b>1,936,136,952</b>	<b>P5,976,932,368</b>	2,310,304,798	P6,867,414,922	2,257,250,719	P6,557,301,520
Acquisition	<b>372,047,254</b>	<b>1,234,146,928</b>	302,223,230	973,931,955	289,715,519	910,215,959
Reissuance	<b>(480,319,183)</b>	<b>(1,371,758,309)</b>	(676,391,076)	(1,864,414,509)	(236,661,440)	(600,102,557)
At December 31	<b>1,827,865,023</b>	<b>P5,839,320,987</b>	1,936,136,952	P5,976,932,368	2,310,304,798	P6,867,414,922

Fully paid ordinary shares with a par value of P 0.01 carry one vote per share and a right to dividends.

#### *Incorporation*

The Company was incorporated on January 19, 2000 with 200,000,000 authorized shares at an initial par value of P1.00 per share.

#### *Approved changes*

On December 4, 2000, the Board of Directors and the shareholders held a special meeting where all present unanimously voted to increase the Company's authorized share capital by 300,000,000 (from 200,000,000 shares to 500,000,000 shares both with par value of P1.00), which was approved by the SEC on March 30, 2001.

On May 21, 2001, approval was obtained from the shareholders for the blanket increase of the Company's authorized share capital for up to P2,500,000,000 divided into 2,500,000,000 shares with a par value of P1.00.

Also, on May 21, 2001, the Board of Directors voted to increase the Company's authorized share capital by 200,000,000 shares (from 500,000,000 shares to 700,000,000 shares both with par value of P1.00), which was approved by the SEC on July 27, 2001.

On October 10, 2001, the Board of Directors approved to increase the Company's authorized share capital by 200,000,000 shares (from 700,000,000 shares to 900,000,000 shares both with par value of P1.00), which was approved by the SEC on December 21, 2001.

On May 29, 2002, the Board of Directors voted to increase the Company's authorized share capital by 1,600,000,000 shares (from 900,000,000 shares to 2,500,000,000 shares both with par value of P1.00), which was approved by the SEC on July 5, 2002.

On January 7, 2004, the SEC approved the Company's request to increase its authorized share capital by 1,300,000,000 shares (from 2,500,000,000 shares to 3,800,000,000 shares both with par value of P1.00).

On February 17, 2006 and June 28, 2013, the Board of Directors and shareholders, respectively, approved the reduction of the par value per share from P1.00 to P0.01. The SEC approved the change in the par value on May 27, 2014. On October 24, 2014, the application to amend the Registration Statement to reflect the change in par value per share was filed with the SEC. Said application was approved by the SEC on April 20, 2015.

#### *Current State*

As at December 31, 2024, the Company has 1,902,534,519 issued and outstanding shares out of the 3,800,000,000 authorized shares with a par value of P0.01 per share.

The annual summary of the transactions of the Company's outstanding shares is as follows:

Year	NAVPS, end	Issuances	Redemptions	Balances
2012	P2.5450	1,014,522,266	(927,714,853)	2,065,761,726
2013	P2.6705	1,431,270,567	(1,071,818,764)	2,425,213,529
2014	P2.7009	309,126,719	(552,651,314)	2,181,688,934
2015	P2.7023	281,387,830	(613,194,678)	1,849,882,086
2016	P2.6879	282,737,429	(474,812,003)	1,657,807,512
2017	P2.7770	285,082,417	(380,868,005)	1,562,021,924
2018	P2.7658	195,221,766	(404,182,272)	1,353,061,418
2019	P3.0740	584,302,058	(367,853,987)	1,569,509,489
2020	P3.2060	439,210,159	(362,985,489)	1,645,734,159
2021	P3.1816	224,830,491	(397,415,827)	1,473,148,823
2022	P3.1457	236,661,440	(289,715,519)	1,420,094,744
2023	P3.3130	676,391,076	(302,223,230)	1,794,262,590
2024	P3.4200	480,319,183	(372,047,254)	1,902,534,519

The total number of shareholders as at December 31, 2024, 2023 and 2022 are 19,226, 18,119 and 16,580, respectively.

#### *Redeemable shares*

Redeemable shares carry one vote each, and are subject to the following:

a. Distribution of dividends

Each shareholder has a right to any dividends declared by the Company's Board of Directors and approved by 2/3 of its outstanding shareholders.

b. Denial of pre-emptive rights

No shareholder shall, because of his ownership of the shares, have a pre-emptive or other right to purchase, subscribe for, or take any part of shares or of any other securities convertible into or carrying options or warrants to purchase shares of the registrant.

c. Right of redemption

The holder of any share, upon its presentation to the Company or to any of its duly authorized representatives, is entitled to receive, by way of redemption, approximately his proportionate share of the Company's current net assets or the cash equivalent thereof. Shares are redeemable at any time at their net assets value less any applicable sales charges and taxes.

**14. ADDITIONAL PAID-IN CAPITAL**

Additional paid-in capital of P8,130,276,954, P7,896,111,249 and P7,565,084,021 as at December 31, 2024, 2023 and 2022, respectively, pertains to excess payments over par value from investors and from reissuance of treasury shares.

**15. NET ASSET VALUE PER SHARE (NAVPS)**

NAVPS is computed as follows:

	Note	2024	2023
Total equity		<b>P 6,506,582,207</b>	P5,944,437,736
Outstanding shares	13	<b>1,902,534,519</b>	1,794,262,590
		<b>P 3.4200</b>	P 3.3130

NAVPS is based on issued, outstanding and fully paid shares minus treasury shares. The expected cash outflow on the redemption of these shares is equivalent to computed NAVPS as at reporting period.

**16. INTEREST INCOME**

This account consists of interest income on the following:

	Notes	2024	2023	2022
Fixed-income securities	8	<b>P335,215,652</b>	P239,842,723	P139,518,546
Corporate loans	9	<b>14,072,956</b>	17,184,344	19,238,345
Cash equivalents	6	<b>3,346,974</b>	26,529,944	4,509,472
Cash in banks	6	<b>255,339</b>	247,766	446,685
		<b>P352,890,921</b>	P283,804,777	P163,713,048

Interest income from fixed-income securities, corporate loans, cash equivalents, and cash in banks are recorded gross of final withholding tax which is shown as part of "Income tax expense" account in the statements of comprehensive income.

Average interest rates of investments in 2024, 2023 and 2022 are as follows:

	2024	2023	2022
Corporate loans	<b>6.07%</b>	6.07%	5.32%
Fixed-income securities	<b>6.41%</b>	5.94%	4.54%
Cash equivalents	<b>4.42%</b>	12.58%	3.33%
Cash in banks	<b>0.15%</b>	0.11%	0.13%

Interest income earned on financial assets, analyzed by category, is as follows:

	Notes	2024	2023	2022
Fixed-income securities	8	<b>P 335,215,652</b>	P239,842,723	P139,518,546
Corporate loans	9	<b>14,072,956</b>	17,184,344	19,238,345
Cash and cash equivalents	6	<b>3,602,313</b>	26,777,710	4,956,157
		<b>P 352,890,921</b>	P283,804,777	P163,713,048

## 17. EARNINGS (LOSS) PER SHARE

The calculation of the basic and diluted earnings (loss) per share is based on the following data:

	2024	2023	2022
Total comprehensive income (loss) for the year	<b>P190,367,385</b>	P 255,667,922	(P 54,271,502)
Weighted average number of issued and outstanding shares	<b>1,814,202,514</b>	1,614,536,454	1,428,384,118
Basic earnings (loss) per share	<b>P 0.105</b>	P 0.158	(P 0.038)

As at December 31, 2024, 2023 and 2022, the Company has no dilutive potential ordinary shares.

## 18. FAIR VALUE OF FINANCIAL INSTRUMENTS

*Assets and liabilities measured at fair value on a recurring basis*

The following table provides an analysis of financial instruments that are measured subsequent to initial recognition at fair value classified under level 1 based on the degree to which the inputs to fair value are observable.

	Note	Level 1
<b>December 31, 2024</b>		
Investments in fixed-income securities	8	<b>P5,943,396,882</b>
Investment in UITF	8	<b>166,316,017</b>
		<b>P6,109,712,899</b>
December 31, 2023		
Investments in fixed-income securities	8	P5,113,090,393
Investment in UITF	8	180,406,129
		P5,293,496,522

The fair values of fixed-income securities classified as Level 1 are based on quoted prices of either done deals or bid rates.

Investments in mutual funds and in UITFs are valued at their published Net Assets Values Per Share (NAVPS) and Net Assets Values Per Unit (NAVPU) as at reporting date, respectively.

No transfers in fair value hierarchy were made as at December 31, 2024 and 2023. Total unrealized gain or loss on investments relating to financial assets that are measured at fair value at the end of the reporting period are presented separately in the statements of comprehensive income and disclosed in Note 8.

*Financial assets and liabilities not measured at fair value*

The following financial assets and financial liabilities are not measured at fair values on recurring basis but the fair value disclosure is required:

	Notes	Carrying amount	Level 3
<b>December 31, 2024</b>			
<b>Financial Assets</b>			
Corporate loans	9	<b>P162,921,181</b>	<b>P162,921,181</b>
December 31, 2023			
Financial Assets			
Corporate loans	9	P 249,802,177	P 239,449,735

Cash and cash equivalents, accrued interest receivable, due from brokers, payable to fund manager and accrued expenses and other payables excluding withholding and documentary stamp taxes have short-term maturities, hence, their carrying amounts are considered their fair values.

The fair value of corporate loans was determined based on the discounted cash flow analysis using the Company's estimated cost of borrowing of 6.07% for 2024 and 2023.

## 19. INCOME TAXES

Details of income tax expense are as follows:

	2024	2023	2022
Final tax	<b>P65,110,320</b>	P49,552,137	P24,595,617
MCIT	<b>432,176</b>	455,957	330,047
	<b>P65,542,496</b>	P50,008,094	P24,925,664

The reconciliation between tax expense and the product of accounting profit (loss) multiplied by 25% in 2024, 2023 and 2022 is as follows:

	2024	2023	2022
Accounting profit (loss) before tax	<b>P255,909,881</b>	P305,676,016	(P29,345,838)
Tax expense (benefit) at 25% in 2024, 2023 and 2022	<b>P 63,977,470</b>	P76,419,004	(P7,336,460)
Adjustment for income subject to lower tax rate	<b>(16,277,579)</b>	(12,388,034)	(6,148,904)
Tax effects of:			
Net unrealized losses (gains) on investments	<b>4,601,518</b>	(30,155,640)	25,935,669
Net realized losses (gains) on investments	<b>(557,675)</b>	7,164,907	7,795,576
Unrecognized Net Operating Loss Carry-Over (NOLCO)	<b>13,396,084</b>	8,565,918	4,626,896
Unrecognized MCIT	<b>432,176</b>	455,957	330,047
Provision for (Reversal of) expected credit losses	<b>(29,498)</b>	(54,018)	(277,160)
	<b>P 65,542,496</b>	P 50,008,094	P24,925,664

On March 26, 2021, the Republic Act (RA) 11534 also known as "Corporate Recovery and Tax Incentives for Enterprises Act" or "CREATE" Act was passed into law which reduced the corporate income tax rates and rationalized the current fiscal incentives by making it time-bound, targeted and performance-based.

Among others, the Act includes the following significant revisions:

1. Effective July 1, 2020, domestic corporations with total assets not exceeding P100 million and net taxable income of P5 million and below shall be subject to 20% income tax rate while the other domestic corporations and resident foreign corporations will be subject to 25% tax income tax rate; and

Details of the Company's NOLCO from 2024 are as follows:

Year of Incurrence	Year of Expiry	Beginning Balance	Addition	Expired	2024 Balance
2022	2025	P18,507,584	P -	P -	<b>P18,507,584</b>
2023	2026	34,263,673	-	-	<b>34,263,673</b>
2024	2027	-	53,584,337	-	<b>53,584,337</b>
		P52,771,257	P53,584,337	P -	<b>P106,355,594</b>

Details of the Company's NOLCO covered by Revenue Regulation (RR) No. 25-2020 is as follows:

Year of Incurrence	Year of Expiry	Beginning Balance	Addition		Expired		2024 Balance
2020	2025	P2,462,474	P	-	P	-	<b>P2,462,474</b>
2021	2026	6,819,397		-		-	<b>6,819,397</b>
		P9,281,871	P	-	P	-	<b>P9,281,871</b>

Pursuant to Section 4 COVID-19 Response and Recovery Interventions paragraph of Republic Act No. 11494 also known as "Bayanihan to Recover As One Act" and to RR No. 25-2020 of Bureau of Internal Revenue, the NOLCO incurred by the Company for taxable years 2020 and 2021 shall be carried over as a deduction from gross income for the next five consecutive taxable years immediately following the year of such loss.

Details of MCIT are as follows:

Year Incurred	Year of Expiry	Amount	Change in tax rate		Applied		Expired	Unapplied
2021	2024	P 445,471	P	-	P	-	P 445,471	-
2022	2025	330,047		-		-	-	330,047
2023	2026	455,957		-		-	-	455,957
2024	2027	430,790		-		-	-	430,790
		P1,662,265	P	-	P	-	P 445,471	P1,216,794

Deferred tax on NOLCO and MCIT was not recognized since Management believes that future taxable income will not be available against which the deferred tax asset can be utilized.

The Company's interest income from fixed-income securities, cash in banks, and cash equivalents are already subjected to final withholding tax and are therefore excluded from the computation of taxable income subject to RCIT and MCIT. Realized gains on redemption of investments in UITFs and mutual fund are exempted from tax and are therefore excluded from the computation of taxable income subject to RCIT.

## 20. CONTINGENCIES

The Company has no pending legal cases as at December 31, 2024 and 2023 that may have a material effect on the Company's financial position and results of operations.

## 21. FINANCIAL RISK MANAGEMENT

The Company's activities expose it to a variety of financial risks: market risk, which includes interest rate and equity price risks; credit risk and liquidity risk. The Fund Manager exerts best efforts to anticipate events that would negatively affect the value of the Company's assets and takes appropriate actions to counter these risks. However, there is no guarantee that the strategies will work as intended. The policies for managing specific risks are summarized below.

### Market risk

The Company's activities expose it primarily to the financial risks of changes in interest rates and movements in NAVPS of investments in mutual fund and NAVPU of UITF. The Company has insignificant exposure to foreign exchange risk since foreign currency denominated transactions are minimal. There has been no change in the manner in which the Company manages and measures the risk.

### *Interest rate risk*

Interest rate risk refers to the possibility that the fair value or future cash flows of a financial instrument will fluctuate because of changes in market interest.

The primary source of the Company's interest rate risk relates to cash in banks, cash equivalents, corporate loans, and fixed-income securities. Interest rates of the financial assets are disclosed in Notes 6, 9, and 16.

The risk is managed by the Fund Manager by actively monitoring the prevailing interest rate environment. The duration of the portfolio is reduced during periods of rising rates and widening credit spreads to maximize interest income potential. Conversely, the same is increased during periods of falling rates and narrowing credit spreads.

A 50 basis points increase or decrease in the interest rates had been determined for sensitivity analysis based on the exposure to interest rates for financial assets at FVTPL and loan receivable at the end of each reporting period. The same is used for reporting interest rate risk internally to key management personnel and represents Management's assessment of the reasonable effect of the maximum possible movement in interest rates.

The following table details the increase or decrease in net income after tax if interest rates had been 50 basis points higher or lower and all other variables are held constant for the years ended 2024, 2023 and 2022:

<b>Change in Interest rates</b>	<b>Increase (Decrease) in Net Profit/Equity</b>		
	<b>2024</b>	2023	2022
+50 basis	<b>(P127,931,217)</b>	(P88,777,185)	(P50,768,632)
-50 basis	<b>P118,226,059</b>	P92,140,569	P51,875,885

In Management's opinion, the sensitivity analysis is unrepresentative of the inherent interest rate risk because the exposure at the end of the reporting period does not reflect the exposure during the year.

#### *Equity price risk*

The Company is exposed to equity price risks arising from investments in UITF.

The risk is managed by the Fund Manager by actively monitoring the movements in NAVPU of investments in UITF.

Based on the exposure to equity price risk at the end of each reporting period, if NAVPU of investments in MF and UITF had been 2% higher or lower, profit or loss would have increased or decreased by P3,283,477, P3,561,650, and P109,375 in 2024, 2023, and 2022, respectively.

Other than interest and equity price risks discussed above, there are no other market risks which significantly affect the Company's performance.

In Management's opinion, the sensitivity analysis is unrepresentative of the inherent interest rate risk because the exposure at the end of the reporting period does not reflect the exposure during the year.

#### Credit risk

Credit risk refers to the possibility that the counterparty will default on its contractual obligations resulting in financial loss to the Company. The Company has adopted a policy of dealing only with creditworthy counterparties, as a means of mitigating the risk of financial loss from defaults and transacts only with entities that are rated with equivalent of investment grade of "High" down to "Low". This information is supplied by independent rating agencies, when available. If the information is not available, the Company uses other publicly available financial information and its own trading records to rate its major counter-parties. The Company's exposure and the credit ratings of its counterparties are continuously monitored and the aggregate value of transactions concluded is spread amongst approved counterparties.

The carrying amounts of financial assets recorded in the financial statements represent the Company's maximum exposure to credit risk:

	Notes	2024	2023
Cash in banks	6	<b>P 165,797,611</b>	P 165,704,949
Cash equivalents	6	-	151,460,027
Financial assets at FVTPL	8	<b>6,109,712,899</b>	5,293,496,522
Accrued interest receivable	7	<b>73,012,875</b>	69,084,100
Financial assets at amortized cost	9	<b>162,921,181</b>	249,802,177
		<b>P6,511,444,566</b>	P5,929,547,775

#### *ECL measurement*

In 2024 and 2023, ECLs are a probability-weighted estimate of credit losses (i.e. the present value of all cash shortfalls) over the expected life of the financial instrument.

PFRS 9 outlines a 'three-stage' model for impairment based on changes in credit quality since initial recognition. The Company's current credit risk grading framework comprises the following categories:

Category	Description	Basis for recognizing ECL
Stage 1	The counterparty has a low risk of default and does not have any past-due amounts or that the financial instrument is not credit-impaired on initial recognition	12 months ECL
Stage 2	There has been a significant increase in credit risk since initial recognition but not yet deemed to be credit-impaired	Lifetime ECL - not credit-impaired
Stage 3	There is evidence indicating that the debtor is in severe financial difficulty and the Company has no realistic prospect of recovery or that the financial instrument is credit-impaired	Lifetime ECL - credit-impaired

#### *Measuring ECL – Explanation of inputs, assumptions and estimation techniques*

The ECL is determined by projecting the PD, LGD and Exposure at Default (EAD) for each future month and for each individual exposure or collective segment. These three components are multiplied together and adjusted for the likelihood of survival (i.e. the exposure has not prepaid or defaulted in an earlier month). This effectively calculates an ECL for each future month, which is then discounted back to the reporting date and summed. The discount rate used in the ECL calculation is the original effective interest rate or an approximation thereof.

The maturity profile is based on historical observed data and is assumed to be the same across all assets within a portfolio and credit grade band. This is supported by historical analysis.

Given that the Company currently has no history of default on their portfolio, a model which incorporates internal default experience is not feasible. For the 12M and Lifetime PD, the Company use external benchmarking of current internal credit ratings to S&P's using one-year transition matrices in S&P's Annual Global Corporate Default Study and Rating Transition reports. From the transition matrices, cumulative PDs are identified. The overall PD for a specific time horizon is calculated from the cumulative PD, by determining the marginal PD and taking the conditional PD given that it has not yet defaulted prior to the said time horizon. The resulting overall PDs are the values that will act as components in ECL calculation. The Lifetime PD is developed by analysis of the transition matrices over the maximum life of active loans, which is 12 years.

The table below summarizes the current internal credit rating equivalence system of the Company.

<b>Summary rating</b>	<b>S&amp;P rating</b>	<b>Internal credit rating</b>
High	AAA	AAA
High	AA	AA- to AA+
High	A	A- to A+
High	BBB	BBB- to BBB+
Satisfactory	BB	BB- to B+
Acceptable	B	B- to B+
Low	CCC/C	CCC- to CCC+

The 12M and lifetime EADs are determined based on the contractual repayments owed by the borrower over the 12month or lifetime basis. This will also be adjusted for any expected overpayments made by the borrower. The Company does not have an undrawn component for any of its debt instruments.

For the 12M and lifetime LGDs, considering the availability of related information, the Company use the external estimates sourced from S&P's. The table below summarizes the LGD value for each category of financial assets at amortized cost.

<b>Category</b>	<b>LGD value</b>
Loans	27%

*Forward-looking information incorporated in the ECL models*

The assessment of significant increase in credit rating and the calculation of ECL both incorporate forward-looking information. The Company has performed historical analysis and identified the key economic variables impacting credit risk and ECL for each portfolio. The Company assessed that the key economic variables are unemployment rates for 2024 and 2023.

These economic variables and their associated impact on the PD, EAD and LGD vary by financial instrument. Expert judgment has also been applied in this process. Forecasts of these economic variables (the "base economic scenario") are based on the 2economic data from the International Monetary Fund (IMF) from year 2023 until 2028. The impact of these economic variables on the PD, EAD and LGD has been determined by performing statistical regression analysis to understand the impact changes in these variables have had historically on default rates and on the components of EAD and LGD.

In addition to the base economic scenario, the best value economically spanning from the historical years is taken (upside forecasts). A similar approach applies for the downside forecasts. The scenario weightings are determined by a combination of statistical analysis and expert credit judgement, taking account of the range of possible outcomes each chosen scenario is representative of. The per-scenario Forward Looking Adjustments were assigned probability weights of 70% for the base scenario and 15% for each of the upside and downside forecast in 2024 and 2023.

As with any economic forecasts, the projections and likelihoods of occurrence are subject to a high degree of inherent uncertainty and therefore the actual outcomes may be significantly different to those projected. The Company considers these forecasts to represent its best estimate of the possible outcomes and has analyzed the non-linearities and asymmetries within the Company's different portfolios to establish that the chosen scenarios are appropriately representative of the range of possible scenarios.

The following table details the credit quality of the Company's financial assets and other items, as well as the Company's maximum credit exposure to credit risk by credit risk rating grades as at December 31, 2024 and 2023:

	Notes	Internal Credit rating	Category	12m or lifetime ECL?	Gross carrying amount	Loss allowance	Net carrying amount
<b>2024</b>							
Cash in banks	6	AAA	Stage 1	12-month ECL	P 165,797,611	P -	P 165,797,611
Cash equivalents	6	AAA	Stage 1	12-month ECL	-	-	-
Corporate loans	9	A	Stage 1	12-month ECL	109,350,000	76,848	109,273,152
Corporate loans	9	AA,A	Stage 2	Lifetime ECL	53,784,000	135,971	53,648,029
Accrued interest receivable	7	AAA	Stage 1	12-month ECL	73,012,875	-	73,012,875
					<b>P 401,944,486</b>	<b>P 212,819</b>	<b>P 401,731,667</b>
<b>2023</b>							
Cash in banks	6	AAA	Stage 1	12-month ECL	P165,704,949	P -	P165,704,949
Cash equivalents	6	AAA	Stage 1	12-month ECL	151,460,027	-	151,460,027
Corporate loans	9	A	Stage 1	12-month ECL	132,790,986	136,235	132,654,751
Corporate loans	9	AA,A	Stage 2	Lifetime ECL	117,342,000	194,574	117,147,426
Accrued interest receivable	7	AAA	Stage 1	12-month ECL	69,084,100	-	69,084,100
					<b>P636,382,062</b>	<b>P330,809</b>	<b>P636,051,253</b>

The movements in the ECL recognized for the year are summarized as follows:

	Gross Carrying Amount			ECL		
	Stage 1	Stage 2	Total	Stage 1	Stage 2	Total
January 1, 2023	P 159,069,418	P119,728,000	P278,797,418	P185,298	P361,580	P546,878
Disposals	(26,278,432)	(2,386,000)	(28,664,432)	(49,063)	(167,006)	(216,069)
December 31, 2023	132,790,986	117,342,000	P250,132,986	136,235	P194,574	P330,809
Disposals	(23,440,986)	(63,558,000)	(86,998,986)	(59,387)	(58,603)	(117,990)
December 31, 2024	<b>P109,350,000</b>	<b>P53,784,000</b>	<b>P163,134,000</b>	<b>P76,848</b>	<b>P135,971</b>	<b>P212,819</b>

#### Liquidity risk

Liquidity risk arises when the Company encounters difficulty in meeting the obligations associated with its financial liabilities that are settled by delivering cash or another financial asset.

The Company aims to maintain an appropriate level of liquidity which means having sufficient liquidity to be able to meet all obligations promptly under foreseeable adverse circumstances, while not having excessive liquidity.

The Company maintains at least ten percent of the fund in liquid/semi-liquid assets in the form of cash in banks, cash equivalents, investment in UITF and mutual fund, accrued interest receivable, and other collective schemes wholly invested in liquid/semi-liquid assets to assure necessary liquidity. This is also in compliance to Section 6.10 of the Implementing Rules and Regulations of the Investment Company Act series of 2018.

The Fund Manager manages liquidity risk by continuously monitoring forecast and actual cash flows and matching the maturity profiles of financial assets and liabilities.

The following table details the Company's remaining contractual maturity for its non-derivative financial liabilities. The table had been drawn up based on the undiscounted cash flows of financial liabilities based on the earliest date on which the Company can be required to pay.

	Less than One Month	One Month to One Year	Total
<b>2024</b>			
Accrued expenses and other payables	<b>P26,193,534</b>	<b>P292,770</b>	<b>P 26,486,304</b>
Payable to fund manager	<b>6,810,282</b>	<b>-</b>	<b>6,810,282</b>
	<b>P33,003,816</b>	<b>P292,770</b>	<b>P 33,296,586</b>
<b>2023</b>			
Accrued expenses and other payables	P2,911,477	P451,976	P3,363,453
Payable to fund manager	6,196,745	-	6,196,745
	<b>P9,108,222</b>	<b>P451,976</b>	<b>P9,560,198</b>

The difference between the carrying amount of accrued expenses disclosed in the statements of financial position and the amount disclosed in this note pertains to withholding and documentary stamp taxes that are not considered financial liabilities.

The following table details the Company's expected maturity for its financial assets. The table had been drawn up based on the contractual maturities of the financial assets including interest that will be earned on those assets, except when the Company anticipates that the cash flows will occur in a different period.

	Average Effective Interest Rate	Less than One Year	One Year to Five Years	Five Years to Ten Years	More than Ten Years	Total
<b>2024</b>						
Cash in banks	0.15%	P165,797,611	P -	P -	P -	P 165,797,611
Cash equivalents	4.42%	-	-	-	-	-
Financial assets at FVTPL	6.41%	27,045,077	3,708,827,725	1,268,366,349	872,531,721	5,876,770,872
Accrued interest receivable		73,012,875	-	-	-	73,012,875
Corporate loans	6.07%	57,579,728	93,668,587	22,272,000	-	173,520,315
		<b>P323,435,291</b>	<b>P3,802,496,312</b>	<b>P1,290,638,349</b>	<b>P872,531,721</b>	<b>P 6,289,101,673</b>
<b>2023</b>						
Cash in banks	0.11%	P165,704,949	P -	P -	P -	P165,704,949
Cash equivalents	12.58%	151,460,027	-	-	-	151,460,027
Financial assets at FVTPL	5.94%	50,692,774	3,117,819,149	1,153,424,784	724,360,782	5,046,297,489
Accrued interest receivable		69,084,100	-	-	-	69,084,100
Corporate loans	6.07%	101,584,664	140,982,315	32,538,000	-	275,104,979
		P538,526,514	P3,258,801,464	P1,185,962,784	P724,360,782	P5,707,651,544

The Company expects to meet its obligations from operating cash flows and proceeds from maturing financial assets and sale of financial assets at FVTPL.

## 22. CAPITAL RISK MANAGEMENT

The Fund Manager manages the Company's capital to ensure that the Company will be able to continue as a going concern while maximizing returns to stakeholders through the optimization of the mix of high-quality debt securities from domestic issuers.

The Company is guided by its Investment Policies and Legal Limitations. All the proceeds from the sale of shares, including the original subscription payments at the time of incorporation constituting the paid in capital, is held by the pertinent custodian banks.

The capital structure of the Company consists of issued capital as disclosed in Note 13.

The Fund Manager manages the Company's capital and NAVPS, as disclosed in Notes 13, 14, and 15 to ensure that the Company's net asset value remains competitive and appealing to prospective investors.

The Company is also governed by the following fundamental investment policies:

- It does not issue senior securities;
- It does not intend to incur any debt or borrowing. In the event that borrowing is necessary, it can do so only if at the time of its incurrence or immediately thereafter there is asset coverage of at least 300% for all its borrowings;
- It does not participate in any underwriting or selling group in connection with the public distribution of securities, except for its own share capital;
- It generally maintains a diversified portfolio. Industry concentrations may vary at any time depending on the investment manager's view on the prospects;
- It does not invest more than twenty percent (20%) of its net assets in real estate properties and developments, subject to investment restrictions and/or limitations under applicable law, if any;
- It does not purchase or sell commodity futures contracts;
- The asset mix in each type of security is determined from time to time, as warranted by economic and investment conditions;

- h. Subscribers are required to settle their subscriptions in full upon submission of their application for subscriptions;
- i. It may use various techniques to hedge investment risks; and
- j. It does not change its investment objectives without the prior approval of a majority of its shareholders and prior notice to the SEC.

The Investment Policies refer to the following:

- a. Investment Objective - to provide regular interest income and principal preservation through investments in government and high quality corporate debt securities.
- b. Benchmark - the fund's performance is measured against 98% Bloomberg Sovereign Bond Index 1-5 Year, net of tax (adjusted by Sun Life) + 2% Philippine Peso TD Rate 1 Month to 3 Months, net of tax.
- c. Asset Allocation Range - the Company allocates its funds available for investments among cash and other deposit substitutes and fixed-income securities on certain proportion as approved by Management.

Other matters covered in the investment policy include the fees due to be paid to the Fund Manager with management and distribution fees at an annual rate of 1.15% of the net assets attributable to shareholders on each valuation day.

In compliance with SEC Memorandum Circular No. 21, Series of 2019 signed on September 24, 2019 in relation to independent Net Asset Value (NAV) calculation, SLAMCI (Fund Manager) engaged Citibank, N.A. Philippines to service its fund accounting functions including calculation of its NAV every dealing day. In December 2020, SLAMCI implemented the outsourced fund accounting to all Sun Life Prosperity Funds.

As at December 31, 2024 and 2023, the Company is in compliance with the above requirements and minimum equity requirement of the SEC of P50,000,000.

The equity ratio at the year-end is as follows:

	2024	2023
Equity	<b>P6,506,582,207</b>	P5,944,437,736
Total assets	<b>6,540,562,171</b>	5,954,766,878
Equity ratio	<b>0.9948:1</b>	0.9983:1

Management believes that the above ratios are within the acceptable range.

### 23. SUPPLEMENTARY INFORMATION REQUIRED BY THE BUREAU OF INTERNAL REVENUE (BIR) UNDER REVENUE REGULATIONS NO. 15-2010

The following information on taxes and license fees paid or accrued during the 2024 taxable year is presented for purposes of filing with the BIR and is not a required part of the basic financial statements.

#### *Documentary stamp tax*

Documentary stamp taxes incurred by the Company during 2024 amounted to P 774,705 Prepresenting taxes in connection with the issuance of stock certificates by the Company to its shareholders. The documentary stamp tax being paid by the Company to the BIR includes those charged against the shareholders' investment for stock certificate issuances in excess of ten (10) inter-fund transfers per calendar year.

#### *Other taxes and licenses*

Details of other taxes and licenses and permit fees paid or accrued in 2024 are as follows:

<b>Charged to Operating Expenses</b>	
Permit fees	<b>P 407,098</b>
Registration and filing fees	<b>34,575</b>
Residence or community tax	<b>10,500</b>
	<b>P 452,173</b>

*Withholding taxes*

Withholding taxes paid and accrued and/or withheld consist of:

	<b>Paid</b>	<b>Accrued</b>	<b>Total</b>
Expanded withholding taxes	<b>P 5,963,508</b>	<b>P 613,442</b>	<b>P 6,576,950</b>

*Deficiency tax assessments*

The Company has outstanding tax assessments covering taxable year 2018 as of 31 December 2024. On 14 March 2025, the BIR has denied the Motion for Reconsideration filed by the Company on the Final Decision on Disputed Assessment (FDDA).

**24. APPROVAL OF FINANCIAL STATEMENTS**

The financial statements of the Company have been approved and authorized for issuance by the Board of Directors on March 25, 2025.

\* \* \*

## INDEPENDENT AUDITOR'S REPORT ON RECONCILIATION OF RETAINED EARNINGS AVAILABLE FOR DIVIDEND DECLARATION

To the Board of Directors and Shareholders  
SUN LIFE OF CANADA PROSPERITY BOND FUND, INC.  
(An Open-end Investment Company)  
Sun Life Centre, 5<sup>th</sup> Avenue corner Rizal Drive  
Bonifacio Global City, Taguig City

We have audited in accordance with Philippine Standards on Auditing, the financial statements of Sun Life of Canada Prosperity Bond Fund, Inc. (the Company) as at December 31, 2024 and 2023 and for the years ended December 31, 2024, 2023 and 2022, and have issued our report thereon dated March 31, 2025. Our audits were made for the purpose of forming an opinion on the basic financial statements taken as a whole. The supplementary information shown in the Reconciliation of the Company's Retained Earnings Available for Dividend Declaration is the responsibility of the Management. The schedule is presented for purposes of complying with the Revised Securities Regulation Code Rule (SRC) 68, and are not part of the basic financial statements. The schedule has been subjected to the auditing procedures applied in the audit of the basic financial statements and, in our opinion, fairly state, in all material respects, the financial data required to be set forth therein in relation to the basic financial statements taken as a whole.

**Navarro Amper & Co.**  
BOA/PRC ACR. No. 0004, valid until September 22, 2027



Lloyd Ryan C. Moraño

Partner

CPA Certificate No. 0108235

TIN 226-565-008

BIR ACR. No. 08-002552-090-2023, March 10, 2023; effective until March 9, 2026

BOA/PRC ACR. No. 0004/P-014, valid until September 22, 2027

PTR No. A-6396519, January 4, 2025, Taguig City

Taguig City, Philippines  
March 31, 2025

Deloitte refers to one or more of Deloitte Touche Tohmatsu Limited ("DTTL"), its global network of member firms, and their related entities (collectively, the "Deloitte organization"). DTTL (also referred to as "Deloitte Global") and each of its member firms and related entities are legally separate and independent entities, which cannot obligate or bind each other in respect of third parties. DTTL and each DTTL member firm and related entity is liable only for its own acts and omissions, and not those of each other. DTTL does not provide services to clients. Please see [www.deloitte.com/about](http://www.deloitte.com/about) to learn more.

### About Deloitte Philippines

Navarro Amper & Co. is a member firm of the Deloitte network.

© 2025 Navarro Amper & Co.



**Deloitte.**

**SUN LIFE OF CANADA PROSPERITY BOND FUND, INC.**  
**RECONCILIATION OF RETAINED EARNINGS**  
**AVAILABLE FOR DIVIDEND DECLARATION**  
**As at December 31, 2024**

2024

<b>Unappropriated Retained Earnings, beginning of reporting period (see Footnote 2)</b>	-	(1,991,898,707)
<b>Add: Category A: Items that are directly credited to Unappropriated Retained Earnings</b>		
Reversal of Retained Earnings Appropriations	-	-
Effect of restatements or prior-period adjustments	-	-
Others (describe nature)	-	-
	-	-
<b>Less: Category B: Items that are directly debited to Unappropriated Retained Earnings</b>		
Dividend declaration during the reporting period	-	-
Retained Earnings appropriated during the reporting period	-	-
Effect of restatements or prior-period adjustments	-	-
Others (describe nature)	-	-
	-	-
<b>Unappropriated Retained Earnings, as adjusted</b>	-	(1,991,898,707)
<b>Add/Less: Net income (loss) for the current year</b>		190,367,385
<b>Less: Category C.1: Unrealized income recognized in the profit or loss during the reporting period (net of tax)</b>		
• Equity in net income of associate/joint venture, net of dividends declared	-	-
• Unrealized foreign exchange gain (except those attributable to Cash and Cash Equivalents)	-	-
• Unrealized fair value adjustment (mark-to-market gains) of financial instruments at fair value through profit or loss (FVTPL)	-	(18,406,073)
• Unrealized fair value gain of Investment Property	-	-
• Other unrealized gains or adjustments to the retained earnings as a result of certain transactions accounted for under the PFRS (describe nature)	-	-
<b>Sub-total</b>	-	(18,406,073)
<b>Add: Category C.2: Unrealized income recognized in the profit or loss in prior reporting periods but realized in the current reporting period (net of tax)</b>		
• Realized foreign exchange gain (except those attributable to Cash and Cash Equivalents)	-	-
• Realized fair value adjustment (mark-to-market gains) of financial instruments at fair value through profit or loss (FVTPL)	-	-
• Realized fair value gain of Investment Property	-	-
• Other realized gains or adjustments to the retained earnings as a result of certain transactions accounted for under the PFRS	-	-
<b>Sub-total</b>	-	-
<b>Add: Category C.3: Unrealized income recognized in the profit or loss in prior periods but reversed in the current reporting period (net of tax)</b>		
• Reversal of previously recorded foreign exchange gain (except those attributable to Cash and Cash Equivalents)	-	-
• Reversal of previously recorded fair value adjustment (mark-to-market gains) of financial instruments at fair value through profit or loss (FVTPL)	-	7,623,932
• Reversal of previously recorded fair value gain of Investment Property	-	-
• Reversal of other unrealized gains or adjustments to the retained earnings as a result of certain transactions accounted for under the PFRS	-	-
<b>Sub-total</b>	-	7,623,932
<b>Adjusted Net Income/Loss</b>	-	216,397,390
<b>Add: Category D: Non-actual losses recognized in profit or loss during the reporting period (net of tax)</b>		
• Depreciation on revaluation increment (after tax)	-	-
<b>Sub-total</b>	-	-
<b>Add/Less: Category E: Adjustments related to relief granted by the SEC and BSP (see Footnote 3)</b>		
• Amortization of the effect of reporting relief	-	-
• Total amount of reporting relief granted during the year	-	-
• Others (describe nature)	-	-
<b>Sub-total</b>	-	-
<b>Add/Less: Category F: Other items that should be excluded from the determination of the amount of available for dividends distribution</b>		
• Net movement of treasury shares (except for reacquisition of redeemable shares)	-	137,611,381
• Net movement of deferred tax asset not considered in reconciling items under the previous categories	-	-
• Net movement in deferred tax assets and liabilities related to same transactions, e.g., set up of ROU and lease liability, set up of asset and asset retirement obligation, and set-up of service concession asset and concession payable.	-	-
• Adjustments due to deviation from PFRS/GAAP - gain (loss)	-	-
• Others (describe nature)	-	-
<b>Sub-total</b>	-	137,611,381
<b>Total Retained Earnings, end of the reporting period available for dividend</b>	-	(1,637,889,936)

## INDEPENDENT AUDITOR'S REPORT ON SUPPLEMENTARY SCHEDULES


To the Board of Directors and Shareholders  
SUN LIFE OF CANADA PROSPERITY BOND FUND, INC.  
(An Open-end Investment Company)  
Sun Life Centre, 5<sup>th</sup> Avenue corner Rizal Drive  
Bonifacio Global City, Taguig City

We have audited the financial statements of Sun Life of Canada Prosperity Bond Fund, Inc. (the Company) as at December 31, 2024 and 2023 and for the years ended December 31, 2024, 2023 and 2022, in accordance with Philippine Standards on Auditing on which we have rendered an unqualified opinion dated March 31, 2025.

Our audits were conducted for the purpose of forming an opinion on the basic financial statements taken as a whole. The supplementary information on the attached schedules A-H, as required by the Securities and Exchange Commission under the revised Securities Regulation Code (SRC) Rule 68, are presented for purposes of additional analysis and is not a required part of the basic financial statements. Such information is the responsibility of Management and has been subjected to the auditing procedures applied in our audits of the basic financial statements and, in our opinion, are fairly stated in all material respects in relation to the basic financial statements taken as a whole.

### Navarro Amper & Co.

BOA/PRC ACR. No. 0004, valid until September 22, 2027



Lloyd Ryan C. Meraño

Partner

CPA

TIN

BIR ACR. No. [Redacted] March 10, 2023; effective until March 9, 2026

BOA/PRC AC [Redacted] id until September 22, 2027

PTR No. [Redacted], January 4, 2025, Taguig City

Taguig City, Philippines  
March 31, 2025

Deloitte refers to one or more of Deloitte Touche Tohmatsu Limited ("DTTL"), its global network of member firms, and their related entities (collectively, the "Deloitte organization"). DTTL (also referred to as "Deloitte Global") and each of its member firms and related entities are legally separate and independent entities, which cannot obligate or bind each other in respect of third parties. DTTL and each DTTL member firm and related entity is liable only for its own acts and omissions, and not those of each other. DTTL does not provide services to clients. Please see [www.deloitte.com/about](http://www.deloitte.com/about) to learn more.

#### About Deloitte Philippines

Navarro Amper & Co. is a member firm of the Deloitte network.

© 2025 Navarro Amper & Co.



**Deloitte.**

**SUN LIFE OF CANADA PROSPERITY BOND FUND, INC.**

Schedule of Financial Soundness Indicators and Financial Ratios

December 31, 2024 and December 31, 2023

	Formula	2024	2023
<i>Current/ Liquidity Ratios</i>			
a. Current ratio	Current Assets/Current Liabilities	<b>189.2:1</b>	560.74:1
b. Quick ratio	Quick Assets/Current Liabilities	<b>189.2:1</b>	550.1:1
c. Cash ratio	Cash/Current Liabilities	<b>4.88:1</b>	30.71:1
d. Days in receivable	Receivable/Revenue * No. of days	<b>N/A</b>	N/A
e. Working capital ratio	(Current Assets-Current Liabilities)/Current Liabilities	<b>188.2:1</b>	559.74:1
f. Net working capital to sales ratio	Working Capital / Total Revenue	<b>18.01:1</b>	22.66:1
g. Defensive Interval Ratio	360* (Quick Assets / Proj. Daily Operating Expense)	<b>20425.58:1</b>	29191.53:1
<i>Solvency Ratios</i>			
a. Long-term debt to equity ratio	Noncurrent Liabilities/Total Equity	<b>N/A</b>	N/A
b. Debt to equity ratio	Total Liabilities/Total Equity	<b>0.01:1</b>	0.00
c. Long term debt to total asset ratio	Noncurrent Liabilities/Total Assets	<b>N/A</b>	N/A
d. Total debt to asset ratio	Total Liabilities/Total Assets	<b>0.01:1</b>	0.00
Asset to equity ratio	Total Assets/Total Equity	<b>1.01:1</b>	1.00:1
Interest rate coverage ratio	Earning Before Income Tax/Interest Expense	<b>N/A</b>	N/A
<i>Profitability Ratio</i>			
a. Earnings before interest and taxes (EBIT) margin	EBIT/Revenue	<b>72.06%</b>	119.81%
b. Earnings before interest, taxes and depreciation and amortization	EBITDA/Revenue	<b>72.06%</b>	119.81%
c. Pre-tax margin	EBT/Revenue	<b>72.06%</b>	119.81%
d. Effective tax rate	Income Tax/EBIT	<b>25.61%</b>	16.36%
e. Post-tax margin	Net Income After Tax/Revenue	<b>53.61%</b>	100.21%
f. Return on equity	Net Income After Tax/Average Common Equity	<b>3.06%</b>	4.91%
g. Return on asset	NIAT/Average Total Assets	<b>3.06%</b>	4.90%
Capital intensity ratio	Total Assets/Revenue	<b>18.42:1</b>	23.34:1
Fixed assets to total assets	Fixed assets/Total assets	<b>N/A</b>	N/A
Dividend payout ratio	Dividends paid/Net Income	<b>N/A</b>	N/A

Sun Life of Canada Prosperity Bond Fund Inc.

i. Percentage of Investment in a Single Enterprise to Net Asset Value

As of December 31, 2024 and December 31, 2023

	2024			2023		
	Investment (Market Value)	Net Asset Value	% over NAV	Investment (Market Value)	Net Asset Value	% over NAV
<b>Treasury Notes (ISIN)</b>						
PIID0525H130	-	**	-	265,434,592	5,944,437,736	4.47%
PIID0527L140	27,287	6,506,582,207	0.00%	27,180	5,944,437,736	0.00%
PIBD0325D270	-	**	-	93,449,600	5,944,437,736	1.57%
PIID0527C159	-	**	-	434,223,120	5,944,437,736	7.30%
PIBD0326H014	-	**	-	82,062,607	5,944,437,736	1.38%
PIID0528H160	534,040,245	6,506,582,207	8.21%	534,982,970	5,944,437,736	9.00%
PIBD0726B627	-	**	-	381,130,688	5,944,437,736	6.41%
PIBD2027H140	34,537,831	6,506,582,207	0.53%	121,158,291	5,944,437,736	2.04%
PIBD0526D772	-	**	-	279,511,160	5,944,437,736	4.70%
PIBD1029A644	612,096,000	6,506,582,207	9.41%	503,421,408	5,944,437,736	8.47%
PIBD1336D016	-	**	-	125,886,872	5,944,437,736	2.12%
PH0000057473	-	**	-	263,866,554	5,944,437,736	4.44%
PIID0528B176	268,026,045	6,506,582,207	4.12%	269,871,181	5,944,437,736	4.54%
PH0000057218	88,767,360	6,506,582,207	1.36%	149,847,390	5,944,437,736	2.52%
PIBD0729J687	108,725,883	6,506,582,207	1.67%	110,119,045	5,944,437,736	1.85%
PIBD2535I071	-	**	-	218,531,271	5,944,437,736	3.68%
PIBD2042K253	-	**	-	133,893,237	5,944,437,736	2.25%
PIBD2535L086	-	**	-	78,417,418	5,944,437,736	1.32%
PH0000057374	-	**	-	352,879,118	5,944,437,736	5.94%
PIBD2039A232	281,968,101	6,506,582,207	4.33%	246,388,463	5,944,437,736	4.14%
PH0000058133	540,410,045	6,506,582,207	8.31%	-	**	-
PH0000058281	1,530,026,790	6,506,582,207	23.52%	-	**	-
PH0000058125	80,508,084	6,506,582,207	1.24%	-	**	-
PH0000058786	629,369,523	6,506,582,207	9.67%	-	**	-
PIBD0729E673	238,656,615	6,506,582,207	3.67%	-	**	-
PIBD2031G171	352,931,353	6,506,582,207	5.42%	-	**	-
<b>Bonds</b>						
ABOTTIZ POWER APPM 5.2757 10/14/26	102,331,950	6,506,582,207	1.57%	101,827,950	5,944,437,736	1.71%
BNPP 7.34% 18NOV2027	80,491,848	6,506,582,207	1.24%	79,056,861	5,944,437,736	1.33%
INTL FINANCE CORP 6.3448% 22MAR2033	62,161,015	6,506,582,207	0.96%	69,772,134	5,944,437,736	1.17%
NOMURA BANK INTERNATIONAL PLC	60,636,000	6,506,582,207	0.93%	-	**	-
PHILIP 577 06/20/2024 (NOM CLN)	-	**	-	47,777,921	5,944,437,736	0.80%
SAN MIGUEL CORP SMCPM 5.2704 03/04/27	21,963,899	6,506,582,207	0.34%	23,007,581	5,944,437,736	0.39%
AYALA LAND INC	38,873,058	6,506,582,207	0.60%	-	**	-
SM PRIME HOLDINGS INC 5.0583% 25MAR2027	97,348,364	6,506,582,207	1.50%	96,226,621	5,944,437,736	1.62%
CONVERGE ICT SOL CNVRPM 5.5942 04/08/27	27,476,585	6,506,582,207	0.42%	27,862,643	5,944,437,736	0.47%
SM INVESTMENTS CORP 3.5915 02/18/25	23,185,670	6,506,582,207	0.36%	22,456,517	5,944,437,736	0.38%
SMC TOLLWAYS CORP	128,837,331	6,506,582,207	1.98%	-	**	-
<b>Cash equivalents</b>						
RIZAL COMMERCIAL BANKING CORPORATION	-	**	-	151,460,027	5,944,437,736	2.55%
<b>Corporate Loans</b>						
VLL 3 7.125% 19JUL2024	-	**	-	6,963,486	5,944,437,736	0.12%
VLL 7125 07/19/2024	-	**	-	9,937,500	5,944,437,736	0.17%
<b>Subtotal VISLA LAND &amp; LIFESCAPES</b>	-	**	-	16,900,986	4,467,260,032	0.28%
ANGAT HYDROPOWER CORPORATION	65,173,152	6,506,582,207	1.00%	71,258,753	5,944,437,736	1.20%
MWIDE 08242024	-	**	-	63,504,000	5,944,437,736	1.07%
SMDIC 5213 01/27/2027	53,648,029	6,506,582,207	0.82%	53,643,426	5,944,437,736	0.90%
SL AGRITECH 7.3278% 12SEP2025	44,100,000	6,506,582,207	0.68%	44,495,012	5,944,437,736	0.75%
<b>Investments in UITF</b>						
BPI INVEST MONEY MARKET FUND	-	**	-	180,406,129	5,944,437,736	3.03%
SLM PHP MT-CLS MNY MRKT FN C	166,316,017	6,506,582,207	2.56%	-	**	-

ii. **Total Investment of the Fund to the Outstanding Securities of an Investee Company**  
As of December 31, 2024 and December 31, 2023

	2024			2023		
	Investment of the Fund	Outstanding Securities of an Investee Company	% over Investee	Investment of the Fund	Outstanding Securities of an Investee Company	% over Investee
<b>Treasury Notes (ISIN) (in Amounts)</b>						
PIID0525H130	-	**	-	276,800,000	516,340,790,000	0.05%
PIID0527L140	28,000	360,025,370,000	0.00%	28,000	360,025,370,000	0.00%
PIBD0325D270	-	**	-	95,000,000	70,096,000,000	0.14%
PIID0527C159	-	**	-	444,000,000	457,798,870,000	0.10%
PIBD0326H014	-	**	-	82,920,000	45,000,000,000	0.18%
PIID0528I160	538,700,000	420,448,620,000	0.13%	538,700,000	420,448,620,000	0.13%
PIBD0726B627	-	**	-	379,310,000	207,791,000,000	0.18%
PIBD2027H140	32,845,000	61,130,930,000	0.05%	112,845,000	61,130,930,000	0.18%
PIBD0526D772	-	**	-	292,000,000	282,188,000,000	0.10%
PIBD1029A644	597,750,000	40,000,000,000	1.49%	487,750,000	270,000,000,000	0.18%
PIBD1336D016	-	**	-	122,940,000	19,475,000,000	0.63%
PH0000057473	-	**	-	262,100,000	21,187,000,000	1.24%
PIID0528B176	267,411,000	283,763,660,000	0.09%	267,411,000	283,763,660,000	0.09%
PH0000057218	88,000,000	24,793,000,000	0.35%	147,000,000	24,793,000,000	0.59%
PIBD0729J687	105,783,000	24,125,000,000	0.44%	105,783,000	24,125,000,000	0.44%
PIBD2535I071	-	**	-	190,229,000	62,220,400,000	0.31%
PIBD2042K253	-	**	-	111,305,000	27,597,000,000	0.40%
PIBD2535L086	-	**	-	68,050,000	208,216,530,000	0.03%
PH0000057374	-	**	-	339,346,000	30,000,000,000	1.13%
PIBD2039A232	272,191,000	31,504,000,000	0.86%	229,690,000	31,504,000,000	0.73%
PH0000058133	537,882,000	35,000,000,000	1.54%	-	**	-
PH0000058281	1,523,400,000	584,861,260,000	0.26%	-	**	-
PH0000058125	80,554,000	35,000,000,000	0.23%	-	**	-
PH0000058786	595,740,000	22,717,000,000	2.62%	-	**	-
PIBD0729E673	235,850,000	20,108,000,000	1.17%	-	**	-
PIBD2031G171	326,628,000	255,837,150,000	0.13%	-	**	-
<b>Bonds</b>						
ABOITZ POWER APPM 5.2757 10/14/26	105,000,000	**	-	105,000,000	**	-
BNPP 7.34% 18NOV2027	77,988,420	**	-	77,988,420	**	-
INTL FINANCE CORP 6.3448% 22MAR2033	62,141,440	**	-	69,451,200	**	-
NOMURA BANK INTERNATIONAL PLC	60,000,000	**	-	-	**	-
PHILIP 577 06/20/2024 (NOM CLN)	-	**	-	47,734,960	**	-
SAN MIGUEL CORP SMCPM 5.2704 03/04/27	23,500,000	**	-	23,500,000	**	-
AYALA LAND INC	38,940,000	**	-	-	**	-
SM PRIME HOLDINGS INC 5.0583% 25MAR2027	100,000,000	**	-	100,000,000	**	-
CONVERGE ICT SOL CNVRPM 5.5942 04/08/27	28,200,000	**	-	28,200,000	**	-
SM INVESTMENTS CORP 3.5915 02/18/25	23,280,000	**	-	23,280,000	**	-
SMC TOLLWAYS CORP	129,000,000	**	-	-	**	-
<b>Cash equivalents</b>						
RIZAL COMMERCIAL BANKING CORPORATION	-	**	-	151,460,027	**	-
<b>Corporate Loans</b>						
VLL 3 7.125% 19JUL2024	-	**	-	6,937,500	**	-
VLL 7125 07/19/2024	-	**	-	9,937,500	**	-

**iii Total Investment in Liquid or Semi-Liquid Assets to Total Assets**

As of December 31, 2024 and December 31, 2023

	2024	2023
Total Liquid and Semi-Liquid Assets	6,348,523,385	5,679,745,598
Total Assets	6,540,562,171	5,954,766,878
Total Investment in Liquid or Semi-Liquid Assets to Total Assets	97.06%	95.38%

**iv. Total Operating Expenses to Total Net Worth**

As of December 31, 2024 and December 31, 2023

	2024	2023
Total Operating Expenses	80,811,207	70,073,536
Average Daily Net Worth	6,081,993,067	5,247,643,297
Total Operating Expenses to Total Net Worth	1.33%	1.34%

**Total Assets to Total Borrowings**

As of December 31, 2024 and December 31, 2023

	2024	2023
Total Assets	6,540,562,171	5,954,766,878
Total Borrowings	33,979,964	10,329,142
Total Assets to Total Borrowings	19248.29%	57650.16%

**SUN LIFE OF CANADA PROSPERITY BOND FUND, INC.**  
**Sun Life Centre, 5th Avenue, Corner Rizal Drive, Bonifacio Global, Taguig City**

**Additional Requirements for Issuers of Securities to the Public  
Required by the Securities and Exchange Commission  
As at December 31, 2024**

**TABLE OF CONTENTS**

	<b>Page</b>
Table of Contents	
A. Financial Assets	<b>2</b>
B. Amounts Receivable from Directors, Officers, Employees, Related Parties, and Principal Stockholders (Other than Related parties)	<b>N.A.</b>
C. Amounts Receivable from Related Parties which are Eliminated during the Consolidation of Financial Statements	<b>N.A.</b>
D. Intangible Assets - Other Assets	<b>N.A.</b>
E. Long-Term Debt	<b>N.A.</b>
F. Indebtedness to Related Parties	<b>3</b>
G. Guarantees of Securities of Other Issuers	<b>N.A.</b>
H. Capital Stock	<b>4</b>

**N.A. Not applicable**

**SUN LIFE OF CANADA PROSPERITY BOND FUND, INC.**  
Sun Life Centre, 5th Avenue, Corner Rizal Drive, Bonifacio Global, Taguig City

**SCHEDULE A - FINANCIAL ASSETS**  
As at December 31, 2024

Name of Issuing Entity and Association of Each Issue	Number of Shares or Principal Amount of Bonds and Notes	Amount shown in the Balance Sheet	Income Received and Accrued
<b>Treasury Bonds and Notes Issued by the Nat'l. Government</b>	5,202,762,000	P5,300,091,162	P306,756,389
<b>Investments in UITF</b>			
SLM PHP MT-CLS MNY MRKT FN C	159,413,416	166,316,017	
	159,413,416	166,316,017	
<b>Bonds</b>			
ABOTTIZ POWER APPM 5.2757 10/14/26	105,000,000	102,331,950	
BNPP 7.34% 18NOV2027	77,988,420	80,491,848	
INTL FINANCE CORP 6.3448% 22MAR2033	62,141,440	62,161,015	
NOMURA BANK INTERNATIONAL PLC	60,000,000	60,636,000	
SAN MIGUEL CORP SMCPM 5.2704 03/04/27	23,500,000	21,963,899	
SM INVESTMENTS CORP 3.5915 02/18/25	23,280,000	23,185,670	
SM PRIME HOLDINGS INC 5.0583% 25MAR2027	100,000,000	97,348,364	
CONVERGE ICT SOL CNVRPM 5.5942 04/08/27	28,200,000	27,476,585	
SMC TOLLWAY SMCTOL 6.7026 12/05/31	129,000,000	128,837,331	
AYALA LAND INC	38,940,000	38,873,058	
	648,049,860	643,305,720	28,459,263
<b>Corporate Loans:</b>			
ANGAT HYDROPOWER CORPORATION	65,250,000	65,173,152	
SMDC 5213 01/27/2027	53,784,000	53,648,029	
SL AGRITECH 7.3278% 12SEP2025	44,100,000	44,100,000	
	163,134,000	162,921,181	14,058,314
<b>TOTAL</b>	<b>6,173,359,276</b>	<b>6,272,634,080</b>	<b>P349,273,966</b>

**SUN LIFE OF CANADA PROSPERITY BOND FUND, INC.**  
**Sun Life Centre, 5th Avenue, Corner Rizal Drive, Bonifacio Global, Taguig City**

**SCHEDULE F - INDEBTEDNESS TO RELATED PARTIES**  
**As at December 31, 2024**

Name of Related Party	Relationship	Balance at beginning of period	Balance at end of period
Sun Life Asset Management Company, Inc.	Fund Manager	P6,196,745	P6,810,282

**SUN LIFE OF CANADA PROSPERITY BOND FUND, INC.**  
Sun Life Centre, 5th Avenue, Corner Rizal Drive, Bonifacio Global, Taguig City

**SCHEDULE H - CAPITAL STOCK**  
**As at December 31, 2024**

Title of Issue	Number of Shares Authorized	Number of Shares Issued and Outstanding	Number of Shares reserved for options, warrants, conversion and other rights	Number of Shares Held By		
				Related Parties	Directors, Officers and Employees	Others
Share Capital						
Ordinary Shares	3,800,000,000	3,730,399,542	-	-	5	3,730,399,537
Treasury Shares	-	(1,827,865,023)	-	-	-	(1,827,865,023)
<b>TOTAL</b>	<b>3,800,000,000</b>	<b>1,902,534,519</b>		-	<b>5</b>	<b>1,902,534,514</b>

**SUN LIFE OF CANADA PROSPERITY BOND FUND, INC.**  
**SUPPLEMENTARY SCHEDULE OF EXTERNAL AUDITOR**  
**FEE-RELATED INFORMATION**  
**For the years ended December 31, 2024 and 2023**

	<b>2024</b>		2023	
<b>Total Audit Fees</b>	<b>P</b>	<b>382,421</b>	P	323,400
<b>Non-Audit Service Fees:</b>				
Other assurance service fees		-		-
Tax services		-		-
All other services		-		-
<b>Total Non-audit Fees</b>		-		-
<b>Total Audit and Non-audit Fees</b>	<b>P</b>	<b>382,421</b>	P	323,400

**Audit and Non-audit Fees of Other Related Entities**

	<b>2024</b>		2023	
Audit Fees	<b>P</b>	<b>0</b>	P	0
Non-Audit Service Fees:				
Other assurance service fees		-		-
Tax services		-		-
All other services		-		-
<b>Total Audit and Non-audit Fees of Other Related Entities</b>	<b>P</b>	<b>0</b>	P	0

**Fee Dependency**

For the years ended December 31, 2024 and 2023, the total fees received by Navarro Amper & Co., the audit firm, from Sun Life of Canada Prosperity Bond Fund, Inc., the Company, represent not more than 15% of the total fees received by the audit firm.

about:blank

Delete Archive Reply Reply all Forward Zoom Read / Unread Categorize Flag / Unflag Print

Re: CGFD\_Sun Life of Canada Prosperity Bond Fund, Inc.\_SEC Form 17-C\_26March2024

IS ICTD Submission <ictdsubmission+canned.response@sec.gov.ph> To: sunlife\_sec\_communications Tue 3/26/2024 7:55 AM

Start reply with: Thank you! Will do, thank you. Will do.

CAUTION This email originated from outside the organization. Please proceed only if you trust the sender.

Thank you for reaching out to ictdsubmission@sec.gov.ph!

Your submission is subject for Verification and Review of the Quality of the Attached Document only for Secondary Reports. The Official Copy of the submitted document/report with Barcode Page (Confirmation Receipt) will be made available after 7 working days via order through the SEC Express at <https://seceexpress.ph/>. For further clarifications, please call (02) 8737-8888.

----- NOTICE TO COMPANIES -----

Please be informed of the reports that shall be filed only through ictdsubmission@sec.gov.ph.

Pursuant to SEC MC Circular No. 3 s 2021, scanned copies of the printed reports with wet signature and proper notarization shall be filed in PORTABLE DOCUMENT FORMAT (pdf) through email at ictdsubmission@sec.gov.ph such as the following SECONDARY REPORTS:

**COVER SHEET**

A 1 9 9 9 0 8 7 1 5

SEC Identification Number

S U N L I F E O F C A N A D A P R O S P E R I T Y  
 B O N D F U N D , I N C .

(Company's Full Name)

S U N L I F E C E N T R E 5 T H A V E .  
 C O R . R I Z A L D R I V E , B O N I F A C I O  
 G L O B A L C I T Y , T A G U I G C I T Y

(Business Address: No. Street City/Town/Province)

**Anna Katrina C. Kabigting-Ibero**

(Contact Person)

**8555-8888 loc. 5699**

(Company Telephone Number)

**SEC 17 C**

1 2      3 1  
 Month      Day  
 (Fiscal Year)

(Form Type)

4th Friday of June  
 Month      Day  
 (Annual Meeting)

(Secondary License Type, If Applicable)

Dept. Requiring this Doc.

Amended Articles Number/Section

Total No. of Stockholders

Total Amount of Borrowings  
 Domestic      Foreign

To be accomplished by SEC Personnel concerned

File Number

\_\_\_\_\_  
 LCU

Document ID

\_\_\_\_\_  
 Cashier

STAMPS

SECURITIES AND EXCHANGE COMMISSION  
SEC FORM 17-C  
CURRENT REPORT UNDER SECTION 17 OF THE SECURITIES REGULATION CODE  
AND SRC RULE 17.2(c) THEREUNDER

1. 25 March 2024  
Date of Report (Date of earliest event reported)
2. SEC Identification Number A199908715
3. BIR Tax Identification No. 204-843-519-000
4. Sun Life of Canada Prosperity Bond Fund, Inc.  
Exact name of issuer as specified in its charter
5. Metro Manila, Philippines  
Province, country or other jurisdiction of incorporation
6.  (SEC Use Only)  
Industry Classification Code:
7. Sun Life Centre, 5<sup>th</sup> Avenue corner Rizal Drive, Bonifacio Global City, Taguig City, 1634  
Address of principal office Postal Code
8. (632) 8555-8888  
Issuer's telephone number, including area code
9. Securities registered pursuant to Sections 8 and 12 of the SRC or Sections 4 and 8 of the RSA

Title of Each Class	Number of Shares of Common Stock Outstanding and Amount of Debt Outstanding (as of 29 February 2024)
<u>Common (Unclassified)</u>	<u>1,783,223,190</u>

10. Indicate the item numbers reported herein: Item 9 (b).

During the regular meeting of the Board of Directors of the Issuer held on 25 March 2024 at 11 a.m. at the Board Room, 11<sup>th</sup> Floor Sun Life Centre, 5<sup>th</sup> Avenue cor. Rizal Drive, Bonifacio Global City, Taguig City, where a quorum was present and acting throughout, the following matters were unanimously approved:

Item 9 (b) - Other Events.

1. 2023 Audited Financial Statements, as endorsed by its Audit and Compliance Committee
2. Holding of the Annual Stockholders' Meeting on 16 July 2024 via Zoom Video Communications ("Zoom")
3. Closing of the Issuer's Stock & Transfer Book on 30 April 2024 for the purpose of determining the stockholders entitled to notice of, to attend and vote at the Annual Stockholders' Meeting
4. Corporate Governance Committee Charter, without changes
5. Audit and Compliance Committee Charter, without changes
6. Manual on Corporate Governance, as revised, and as endorsed by its Corporate Governance Committee
7. Amendments to the Fund Prospectus
8. Nominations to the Board of Directors for the term 2024-2025.

**SIGNATURES**

Pursuant to the requirements of the Securities Regulation Code, the Issuer has duly caused this report to be signed on its behalf by the undersigned hereunto duly authorized.

Sun Life of Canada Prosperity Bond Fund, Inc.

Issuer



Date: 25 March 2024

Anna Katrina C. Kabigting-Ibero, Corporate Secretary  
Signature and Title

**CERTIFICATION**

I, **ANNA KATRINA C. KABIGTING-IBERO**, Corporate Secretary of **Sun Life of Canada Prosperity Bond Fund, Inc.**, a corporation duly registered under and by virtue of the laws of the Republic of the Philippines, with SEC registration number **A199908715** and with principal office at Sun Life Centre, 5<sup>th</sup> Avenue corner Rizal Drive, Bonifacio Global City, Taguig City, on oath state:

- 1) That I have caused this **SEC Form 17-C** to be prepared on behalf of **Sun Life of Canada Prosperity Bond Fund, Inc.**;
- 2) That I have read and understood its contents which are true and correct based on my own personal knowledge and/or on authentic records;
- 3) That **Sun Life of Canada Prosperity Bond Fund, Inc.** will comply with the requirements set forth in SEC Notice dated 12 May 2021 to effect a complete and official submission of reports and/or documents through electronic mail;
- 4) That I am fully aware that submitted documents which require pre-evaluation and/or payment of processing fee shall be considered complete and officially received only upon payment of a filing fee; and
- 5) That the e-mail account designated by the company pursuant to SEC Memorandum Circular No. 28, s. 2020 shall be used by the company in its online submissions to CGFD.

IN WITNESS WHEREOF, I have hereunto set my hand this MAR 25 2024



**ANNA KATRINA C. KABIGTING-IBERO**  
Affiant

**SUBSCRIBED AND SWORN** to before me this \_\_\_\_\_ day of MAR 25 2024 in the City of Makati affiant exhibiting to me her Driver's License with ID No.  valid until 01 September 2032.

Doc. No. 155  
Page No. 38  
Book No. 40  
Series of 2024.

**ATTY. JOEL L. VILLALON**  
Notary Public for Makati City until 12-31-2024  
Roll No. 51808, Appointment No. M-069  
IBP Lifetime No. 018385, 12-27-17, PPLM  
MCLE Compliance No. VII-0007561  
PTR No. 00075001/1-02-2024  
Unit 203, Carreon Building,  
2746 Zenaida St., Poblacion, Makati City 1210

Delete Archive Reply Reply all Forward Zoom Read / Unread Categorize Flag / Unflag Print

Re: CGFD\_Sun Life of Canada Prosperity Bond Fund, Inc.\_SEC Form 17-C\_19July2024

Pursuant to SEC MC Circular No. 3 s 2021, scanned copies of the printed reports with wet signature and proper notarization shall be filed in PORTABLE DOCUMENT FORMAT (pdf) through email at ictsubmission@sec.gov.ph such as the following SECONDARY REPORTS:

1. 17-A 6. ICA-QR 11. IHAR 16. 39-AR 21. Monthly Reports
2. 17-C 7. 23-A 12. AMLA-CF 17. 36-AR 22. Quarterly Reports
3. 17-L 8. 23-B 13. NPM 18. PNFS 23. Letters
4. 17-Q 9. GIS-G 14. NPAM 19. MCG 24. OPC (Alternate Nominee)
5. ICASR 10. 52-AR 15.BP-FCLC 20.S10/SEC-NTCE-EXEMPT

Further, effective 01 July 2023, the following reports shall be submitted through <https://efast.sec.gov.ph/user/login>.

1. FORM MC 18 7. Completion Report
2. FORM 1 - MC 19 8. Certificate-SEC Form MCG- 2009
3. FORM 2- MC 19 9. Certificate-SEC Form MCG- 2002, 2020 ETC.
4. ACGR 10. Certification of Attendance in Corporate Governance
5. I-ACGR 11. Secretary's Certificate Meeting of Board Directors (Appointment)
6. MRPT

Please be informed that the submission of the abovementioned eleven (11) reports through the ictsubmission@sec.gov.ph shall no longer be accepted. For further information, please access this link Notice for guidance on the filing of reports:

Likewise, the following reports shall be filed through the Electronic Filing and Submission Tool (eFAST) at <https://efast.sec.gov.ph/user/login> :

COVER SHEET

A 1 9 9 9 0 8 7 1 5

SEC Identification Number

SUN LIFE OF CANADA PROSPERITY BOND FUND, INC.

(Company's Full Name)

SUN LIFE CENTRE 5TH AVE. COR. RIZAL DRIVE, BONIFACIO GLOBAL CITY, TAGUIG CITY

(Business Address: No. Street City/Town/Province)

Anna Katrina C. Kabigting-Ibero (Contact Person)

8555-8888 loc. 5699 (Company Telephone Number)

SEC 17 C

1 2 3 1 Month Day (Fiscal Year)

(Form Type)

0 7 1 6 Month Day (Annual Meeting)

(Secondary License Type, If Applicable)

Dept. Requiring this Doc.

Amended Articles Number/Section

Total No. of Stockholders

Total Amount of Borrowings Domestic Foreign

To be accomplished by SEC Personnel concerned

File Number

LCU

Document ID

Cashier

STAMPS

SECURITIES AND EXCHANGE COMMISSION  
SEC FORM 17-C  
CURRENT REPORT UNDER SECTION 17 OF THE SECURITIES REGULATION CODE  
AND SRC RULE 17.2(c) THEREUNDER

1. 19 July 2024  
Date of Report (Date of earliest event reported)
2. SEC Identification Number A199908715
3. BIR Tax Identification No. 204-843-519-000
4. Sun Life of Canada Prosperity Bond Fund, Inc.  
Exact name of issuer as specified in its charter
5. Metro Manila, Philippines  
Province, country or other jurisdiction of incorporation
6.  (SEC Use Only)  
Industry Classification Code:
7. Sun Life Centre, 5<sup>th</sup> Avenue corner Rizal Drive, Bonifacio Global City, Taguig City, 1634  
Address of principal office Postal Code
8. (632) 8555-8888  
Issuer's telephone number, including area code
9. Securities registered pursuant to Sections 8 and 12 of the SRC or Sections 4 and 8 of the RSA

Title of Each Class	Number of Shares of Common Stock Outstanding and Amount of Debt Outstanding (as of 30 June 2024)
<u>Common (Unclassified)</u>	<u>1,777,921,759</u>

10. Indicate the item numbers reported herein: **Items 4(b), 4(b)(ii) and 9(b).**

A. During the Annual Stockholders' Meeting of the Issuer held on 16 July 2024 at 2:00 p.m. via Zoom Video Conference, during which 1,085,036,302 shares or 61.11% of the outstanding capital stock ("OCS") as of 30 April 2024 were present in person or by proxy, the following events transpired:

**Item 4(b). Election of Directors.** The issuer met the requirement of 50%+1 share of the OCS present in person or by proxy. Thus, the following have been duly elected as members of the Board of Directors:

- Benedicto C. Sison
- Valerie N. Pama
- Cesar Luis F. Bate (independent)
- Cielito F. Habito (independent)
- Teresita J. Herbosa (independent)

The Independent Directors will submit the required Certification within 30 days from date of the Annual Stockholders' Meeting.

**Item 9(b). Other Events.** The stockholders present or represented unanimously approved the following:

1. The minutes of the Annual Stockholders' Meeting held on 11 July 2023;
2. The minutes of the Continuation Meeting of the Stockholders held on 08 September 2023;
3. All acts and proceedings of the Board and Corporate Officers (confirmation and ratification thereof); and
4. Appointment of Navarro, Amper & Co. (Deloitte Touche Tohmatsu) as External Auditor for 2024.

The Issuer met the requirement of 50%+1 share of the OCS should be present in person or by proxy. Thus, the following items were approved by the stockholders:

1. Amendment of Article I, Sections 1 (Annual Meetings) and 2 (Special Meetings) of the By-Laws to allow for the holding of the stockholders meeting via remote communication; Section 2 (Special Meetings) to align with Section 49 of the Revised Corporation Code
2. Amendment of Article I, Section 3 (Notices) of the By-Laws to align the notice period for stockholders' meetings with the issuances of the Securities and Exchange Commission and to allow for the sending of the notices electronically.

3. Amendment of Article I, Section 6 (Voting) of the By-Laws to provide for the use of remote communication or in absentia in the conduct of regular and special stockholders' meetings and on the manner of voting in accordance with the Revised Corporation Code
4. Amendment of Article II, Section 1 (Board of Directors) of the By-Laws to include the requirement that at least twenty percent (20%) of the Board of Directors must be composed of independent directors.
5. Amendment of Article IV, Section 1 (Committees) of the By-Laws to ensure compliance with applicable rules on the composition of committees, changing or discharging of its members, and filling in vacancies.
6. Amendment of Article IV, Section 2 (Advisory Board) of the By-Laws on the deletion of the Advisory Board
7. Amendment of Article VI, Section 1 (b) (Management Contracts) of the By-Laws to align with the Investment Company Act and its Implementing Rules and Regulations
8. Amendment of Article VI, Section 2 (Distribution Contracts) of the By-Laws to align with the Investment Company Act and its Implementing Rules and Regulations, and to clean up the provisions.
9. Amendment of Article VII, Section 3 (Lost or Destroyed Certificates) of the By-Laws to refer to the applicable section of the Revised Corporation Code
10. Amendment of Article VII, Section 6 (Closing of Transfer Books) of the By-Laws to align with the period specified in the Revised Corporation Code
11. Amendment of Article VIII, Section 1 (Investment Policy) of the By-Laws to clarify that the Prospectus is as filed with and approved by the Securities and Exchange Commission
12. Amendment of Article VIII, Sections 2 (a) (b) and (c) (Restrictions) of the By-Laws to align with the Investment Company Act and its Implementing Rules and Regulations
13. Amendment of Article IX, Section 1 (Net Asset Value) of the By-Laws to clarify that the Prospectus is as filed with and approved by the Securities and Exchange Commission
14. Amendment of Article X, Section 1 (Procedure for Redemption) of the By-Laws to align with the grounds for suspension under the Investment Company Act and its Implementing Rules and Regulations
15. Amendment of Article X, Section 2 (Payment on Redemption) of the By-Laws to align with the Investment Company Act and its Implementing Rules and Regulations
16. Amendment of Article XI, Section 1 (Custodian) of the By-Laws to align the definition of a Custodian with the definition and qualifications provided by the Investment Company Act and other applicable issuances of the Securities and Exchange Commission
17. Amendment of Article XI, Section 2 (Auxiliary Custodian) of the By-Laws to align it with the Investment Company Act and its Implementing Rules and Regulations on outsourcing or delegation of functions of the Custodian.
18. Amendment of Article XI, Section 3 (Auditors) of the By Laws to align it with the Investment Company Act and its Implementing Rules and Regulations and the Securities Regulation Code on the qualifications and appointment of an auditor.
19. Amendment of Article XIV, Section 1 (Amendments) of the By-Laws to align with the applicable provision of the Revised Corporation Code.
20. Amendment of Article II, Section 3 (Meetings) and 4 (Quorum) of the By-Laws to align the period for the notice of meeting of the directors with the Revised Corporation Code; (Note: This section is also for renumbering)
21. Amendment of Article II, Section 5 (Compensation) of the By-Laws to expressly state that directors and prohibited from participating in the determination of their own per diems or compensation; and to ensure that director compensation is granted by stockholders. (Note: This section is also for renumbering)
22. Amendment of Article II, Section 6 (Vacancy) of the By-Laws to align with the Revised Corporation Code on the vacancies in the Board of Directors. (Note: This section is also for renumbering.)
23. Amendment of Article III, Sections 1 and 7 of the By-Laws in relation to the election of a Compliance Officer as one of the corporate officers
24. Amendment of Article II, Section 2 (Nomination Committee) of the By-Laws is deleted to align with required Board-level committees per recent rules and regulations. A separate section in the By-Laws also provides the Board with the power to designate committees.

Due to the failure to meet the requirement that 2/3 of the OCS should be present in person or by proxy, the following items were not approved by the stockholders:

1. Amendment of Article II (Primary Purpose) and Article II, paragraph 1 (ii), and paragraph 6 (Secondary Purpose) of the Articles of Incorporation to align with the Investment Company Act and its Implementing Rules and Regulations
2. Amendment of Article II, paragraph 9 (Secondary Purpose) of the Articles of Incorporation to revise "Corporation Law" to "Revised Corporation Code."
3. Amendment of Article VII of the Articles of Incorporation to align the conditions for the redemption of shares by a shareholder with the Investment Company Act, its Implementing Rules and Regulations, and other applicable issuances of the Securities and Exchange Commission

4. Amendment of Article VIII of the Articles of Incorporation to add a description of the features of the Company's shares.
5. Amendment of Article II paragraph 8 (Secondary Purpose) of the Articles of Incorporation to clarify the wording (i.e., replace "business with "activities").

The foregoing shall be resubmitted for approval in the continuation of the Annual Stockholders' Meeting on 09 September 2024 at 9:00 AM via Zoom Conference.

B. During the continuation of the Joint Regular Meeting and the Organizational Meeting of the Board of Directors immediately after the Annual Stockholders' Meeting, the following events transpired:

**Item 9(b). Other Events.** The following were unanimously approved by the Board:

1. Continuation of the (1) Fund Management Agreement; (2) Distribution Agreement; and (3) Transfer Agency Agreement between Sun Life Asset Management Company, Inc; and
2. Related Party Transactions Operating Guidelines, as revised and endorsed by the Audit and Compliance Committees.

**Item 4(b)(ii).** The following were unanimously elected/appointed by the Board:


Chairman:	Benedicto C. Sison
President:	Valerie N. Pama
Treasurer:	Jeanemar S. Talamán
Corporate Secretary:	Anna Katrina C. Kabigting-Ibero
Asst. Corp. Secretary:	Frances Ianna S. Canto
Chief Compliance Officer:	Maria Teresa A. Co
Data Protection Officer:	Maria Teresa A. Co
Money Laundering Reporting Officer:	Maria Teresa A. Co
Chief Risk Officer:	Ria V. Mercado
Internal Auditor:	Joel O. Bungabong
Corporate Governance Committee:	Cesar Luis F. Bate (Chairman), Benedicto C. Sison and Teresita J. Herbosa
Audit and Compliance Committee:	Teresita J. Herbosa (Chairman), Cesar Luis F. Bate and Cielito F. Habito
Representatives to the Philippine Investment Funds Association, Inc.:	
Primary:	President/Valerie N. Pama
Alternate:	Any one (1) of the following: Treasurer President (Sun Life Asset Management Company, Inc.) General Counsel (Sun Life Financial Philippines) Treasurer/Chief Financial Officer (SLAMCI) Head (Bank and Alternative Distribution, SLAMCI) Head (MF Agency Sales, SLAMCI)

#### SIGNATURES

Pursuant to the requirements of the Securities Regulation Code, the issuer has duly caused this report to be signed on its behalf by the undersigned hereunto duly authorized.

Sun Life of Canada Prosperity Bond Fund, Inc.

Issuer



Anna Katrina C. Kabigting-Ibero, Corporate Secretary

Signature and Title

Date: 19 July 2024

**CERTIFICATION**

I, **ANNA KATRINA C. KABIGTING-IBERO**, Corporate Secretary of **Sun Life of Canada Prosperity Bond Fund, Inc.**, a corporation duly registered under and by virtue of the laws of the Republic of the Philippines, with SEC registration number **A199908715** and with principal office at Sun Life Centre, 5<sup>th</sup> Avenue corner Rizal Drive, Bonifacio Global City, Taguig City, on oath state:

- 1) That I have caused this **SEC Form 17-C** to be prepared on behalf of **Sun Life of Canada Prosperity Bond Fund, Inc.**;
- 2) That I have read and understood its contents which are true and correct based on my own personal knowledge and/or on authentic records;
- 3) That **Sun Life of Canada Prosperity Bond Fund, Inc.** will comply with the requirements set forth in SEC Notice dated 12 May 2021 to effect a complete and official submission of reports and/or documents through electronic mail;
- 4) That I am fully aware that submitted documents which require pre-evaluation and/or payment of processing fee shall be considered complete and officially received only upon payment of a filing fee; and
- 5) That the e-mail account designated by the company pursuant to SEC Memorandum Circular No. 28, s. 2020 shall be used by the company in its online submissions to CGFD.

IN WITNESS WHEREOF, I have hereunto set my hand this JUL 19 2024.



**ANNA KATRINA C. KABIGTING-IBERO**  
Affiant

**SUBSCRIBED AND SWORN** to before me this 19 July 2024 in the City of Makati affiant exhibiting to me her Driver's License with ID No.  valid until 01 September 2032.

Doc. No. 478;  
Page No. 99;  
Book No. 50;  
Series of 2024.

**ATTY. JOEL L. VILLALON**  
Notary Public for Makati City until 12-31-2024  
Roll No. 51808, Appointment No. M-069  
IBP Lifetime No. 018385, 12-77-17, PPLM  
MCLE Compliance No. VII-0007561  
PTR No. 10075001/1-02-2024  
Unit 203, Carreon Building,  
2746 Zenaida St., Poblacion, Makati City 1210

Delete Archive Reply Reply all Forward Zoom Read / Unread Categorize Flag / Unflag Print

Re: CGFD\_Sun Life of Canada Prosperity Bond Fund, Inc.\_SEC Form 17-C\_12September2024

ICTD Submission <ictdsubmission+canned.response@sec.gov.ph>  
To: sunlife\_sec\_communications  
Thu 9/12/2024 4:11 PM

CAUTION This email originated from outside the organization. Please proceed only if you trust the sender.

Thank you for reaching out to ictdsubmission@sec.gov.ph!

Your submission is subject for Verification and Review of the Quality of the Attached Document only for Secondary Reports. The Official Copy of the submitted document/report with Barcode Page (Confirmation Receipt) will be made available after 7 working days via order through the SEC Express at <https://secexpress.ph/>. For further clarifications, please call (02) 8737-8888.

----- NOTICE TO COMPANIES -----

Please be informed of the reports that shall be filed only through ictdsubmission@sec.gov.ph.

Pursuant to SEC MC Circular No. 3 s 2021, scanned copies of the printed reports with wet signature and proper notarization shall be filed in PORTABLE DOCUMENT FORMAT (pdf) through email at ictdsubmission@sec.gov.ph such as the following SECONDARY REPORTS:

- 1. 17-A 6. ICA-QR 11. IHAR 16. 39-AR 21. Monthly Reports
- 2. 17-C 7. 23-A 12. AMLA-CF 17. 36-AR 22. Quarterly Reports
- 3. 17-L 8. 23-B 13. NPM 18. PNFS 23. Letters
- 4. 17-D 9. 23-C 14. NIDAM 19. MFG 24. OBC (Alternate Nominee)

COVER SHEET

A 1 9 9 9 0 8 7 1 5

SEC Identification Number

S U N L I F E O F C A N A D A P R O S P E R I T Y
B O N D F U N D , I N C .

(Company's Full Name)

S U N L I F E C E N T R E 5 T H A V E .
C O R . R I Z A L D R I V E , B O N I F A C I O
G L O B A L C I T Y , T A G U I G C I T Y

(Business Address: No. Street City/Town/Province)

Anna Katrina C. Kabigting-Ibero
(Contact Person)

8555-8888 loc. 5699
(Company Telephone Number)

SEC 17 C

1 2 3 1
Month Day
(Fiscal Year)

(Form Type)

0 7 1 6
Month Day
(Annual Meeting)

(Secondary License Type, If Applicable)

Dept. Requiring this Doc.

Amended Articles Number/Section

Total No. of Stockholders

Total Amount of Borrowings
Domestic Foreign

To be accomplished by SEC Personnel concerned

File Number

LCU

Document ID

Cashier

STAMPS

SECURITIES AND EXCHANGE COMMISSION  
 SEC FORM 17-C  
 CURRENT REPORT UNDER SECTION 17 OF THE SECURITIES REGULATION CODE  
 AND SRC RULE 17.2(c) THEREUNDER

1. 12 September 2024  
Date of Report (Date of earliest event reported)
2. SEC Identification Number A199908715      3. BIR Tax Identification No. 204-843-519-000
4. Sun Life of Canada Prosperity Bond Fund, Inc.  
Exact name of issuer as specified in its charter
5. Metro Manila, Philippines  
Province, country or other jurisdiction of incorporation
6.  (SEC Use Only)  
Industry Classification Code:
7. Sun Life Centre, 5<sup>th</sup> Avenue corner Rizal Drive, Bonifacio Global City, Taguig City, 1634  
Address of principal office Postal Code
8. (632) 8555-8888  
Issuer's telephone number, including area code
9. Securities registered pursuant to Sections 8 and 12 of the SRC or Sections 4 and 8 of the RSA

Title of Each Class	Number of Shares of Common Stock Outstanding and Amount of Debt Outstanding (as of 31 August 2024)
<u>Common (Unclassified)</u>	<u>1,820,481,928</u>

10. Indicate the item numbers reported herein: **Items 9(b)**.

During the continuation of the Annual Stockholders' Meeting of the Issuer held on 09 September 2024 at 9:00 a.m. via Zoom Video Conference, during which **1,102,024,650** shares or **62.06%** of the outstanding capital stock ("OCS") as of 30 April 2024 were present in person or by proxy, the following events transpired:

**Item 9(b). Other Events.** Due to the failure to meet the requirement that 2/3 of the OCS should be present in person or by proxy, the following items were not approved by the stockholders:

1. Amendment of Article II (Primary Purpose) and Article II, paragraph 1 (ii), and paragraph 6 (Secondary Purpose) of the Articles of Incorporation to align with the Investment Company Act and its Implementing Rules and Regulations
2. Amendment of Article II, paragraph 9 (Secondary Purpose) of the Articles of Incorporation to revise "Corporation Law" to "Revised Corporation Code."
3. Amendment of Article VII of the Articles of Incorporation to align the conditions for the redemption of shares by a shareholder with the Investment Company Act, its Implementing Rules and Regulations, and other applicable issuances of the Securities and Exchange Commission
4. Amendment of Article VIII of the Articles of Incorporation to add a description of the features of the Company's shares.
5. Amendment of Article II paragraph 8 (Secondary Purpose) of the Articles of Incorporation to clarify the wording (i.e., replace "business with "activities").


The foregoing shall be carried over to the agenda of the next Annual Stockholders' Meeting for approval.

SIGNATURES

Pursuant to the requirements of the Securities Regulation Code, the issuer has duly caused this report to be signed on its behalf by the undersigned hereunto duly authorized.

Sun Life of Canada Prosperity Bond Fund, Inc.

Issuer



Date: 12 September 2024

Anna Katrina C. Kabigting-Libero, Corporate Secretary  
Signature and Title

COVER SHEET

A 1 9 9 9 0 8 7 1 5

SEC Identification Number

SUN LIFE OF CANADA PROSPERITY BOND FUND, INC.

(Company's Full Name)

SUN LIFE CENTRE 5TH AVE. COR. RIZAL DRIVE, BONIFACIO GLOBAL CITY, TAGUIG CITY

(Business Address: No. Street City/Town/Province)

Dino S. Macasaet

(Contact Person)

8-555-8888

(Company Telephone Number)

SEC FORM 17-C

1 2 3 1

Month Day (Fiscal Year)

(Form Type)

Month Day (Annual Meeting)

(Secondary License Type, if Applicable)

Dept. Requiring this Doc.

Amended Articles Number/Section

Total No. of Stockholders

Total Amount of Borrowings

Domestic

Foreign

To be accomplished by SEC Personnel concerned

File Number

LCU

Document ID

Cashier

STAMPS

SECURITIES AND EXCHANGE COMMISSION  
SEC FORM 17-C  
CURRENT REPORT UNDER SECTION 17  
OF THE SECURITIES REGULATION CODE  
AND SRC RULE 17.2 (c) THEREUNDER

1. 22 January 2024  
Date of Report (Date of earliest event reported)
2. SEC Identification Number A199908715      3. BIR Tax Identification No. 204-843-519-000
4. Sun Life of Canada Prosperity Bond Fund, Inc.  
Exact name of issuer as specified in its charter
5. Metro Manila, Philippines      6.  (SEC Use Only)  
Province, country or other jurisdiction of      Industry Classification Code:  
incorporation
7. 8<sup>th</sup> Floor, Sun Life Centre, 5<sup>th</sup> Avenue corner Rizal Drive, Bonifacio Global City, Taguig City, 1634  
Address of principal office      Postal Code
8. (632) 8-555-8888  
Issuer's telephone number, including area code
9. Securities registered pursuant to Sections 8 and 12 of the SRC or Sections 4 and 8 of the RSA

Title of Each Class	Number of Shares of Common Stock Outstanding and Amount of Debt Outstanding (as of 31 December 2023)
<u>Common (Unclassified)</u>	<u>1,794,262,590</u>

10. Indicate the item numbers reported herein: **Item 9 (b). Other Events.**

The Fund notarized its amended Fund Management, and Marketing and Distribution Agreements on January 22, 2024 to reflect amendments approved by the Boards of Sun Life Asset Management Company, Inc. and the Sun Life of Canada Prosperity Bond Fund, Inc., with details below.

Attached as well are the newly executed Fund Management, and Marketing Distribution Agreements.

Fund Management Agreement

Existing Provision/s	Approved Amended Provision/s	Reason for Change: SEC Comments Dated November 23, 2022 (Arising from World Income Fund)
SLAMCI may disburse funds of the Fund to cover payment for investments made by SLAMCI for Fund's account pursuant to Section 4(B) above according to such signatory requirements as the Fund's Board of Directors may from time to time require.	SLAMCI may disburse funds of the Fund to cover payment for investments made by SLAMCI for Fund's account pursuant to Section 3(A) above according to such signatory requirements as the Fund's Board of Directors may from time to time require.  [Note: Section 3(A)]	<b>Duties, Responsibilities and Extent of Services of Fund Manager</b>  Paragraph 3(C)(4) of "I. Duties, Responsibilities and Extent of Services of Fund Manager" - Please double check reference made to Section 4(B) and consider changing it to Section 3(A).

	<p>SLAMCI and the Fund agree to the following investment procedures:</p> <p>SLAMCI may, without need of prior approval of or prior notification to the Fund, purchase and sell securities and otherwise make or dispose of investments for the Fund's account, within the limits of the investment objective, policies or guidelines which the Fund's Board of Directors may from time to time prescribe and subject to the provisions of the Investment Company Act and registration statements of the Fund.)</p>	
<p>The following expenses shall be deemed covered by the compensation paid under this section and shall therefore be for the account of SLAMCI, to wit:</p> <p>Salaries, bonuses, allowances and other compensation of the personnel hired by SLAMCI to perform the services referred to in Section 1(A) above, including the cost of bonding SLAMCI's salesmen, personnel and officers, as may be required by law or by rules and regulations of the Securities and Exchange Commission ("SEC"); Expenses of providing...</p>	<p>The following expenses shall be deemed covered by the compensation paid under this section and shall therefore be for the account of SLAMCI, to wit:</p> <p>Salaries, bonuses, allowances and other compensation of the personnel hired by SLAMCI to perform the services referred to in Section 2(B) above, including the cost of bonding SLAMCI's salesmen, personnel and officers, as may be required by law or by rules and regulations of the Securities and Exchange Commission ("SEC"); Expenses of providing...</p> <p>[Note: Section 2(B)] In addition to the foregoing, SLAMCI shall provide and maintain the following:</p> <ul style="list-style-type: none"> <li>a. Office space and other administrative facilities as the Fund shall reasonably require in the ordinary conduct of its business.</li> <li>c. A staff of executive officers and other trained personnel for the performance of its functions under the preceding Section.</li> </ul>	<p><b><u>Fees, Remuneration and Other Expenses</u></b></p> <p><b>Paragraph 1(A) of "II. Fees, Remuneration and Other Expenses" –</b> Please double check reference made to Section 1(A) and consider changing to Section 2(B) of "I. Duties, Responsibilities and Extent of Services of Fund Manager"</p>

<p>The following expenses shall be deemed covered by the compensation paid under this section and shall therefore be for the account of SLAMCI, to wit:</p> <p>Salaries, bonuses ... Expenses of providing the office space and other administrative facilities referred to in Section 1(B) above, including office rentals, cost of office equipment and supplies, cost of utilities, such as telephone, light and water facilities; and</p>	<p>The following expenses shall be deemed covered by the compensation paid under this section and shall therefore be for the account of SLAMCI, to wit: Salaries, bonuses ...</p> <p>Expenses of providing the office space and other administrative facilities referred to in Section 2(A) above, including office rentals, cost of office equipment and supplies, cost of utilities, such as telephone, light and water facilities; and</p> <p>[Note: Section 2(A)] In addition to the foregoing, SLAMCI shall provide and maintain the following:</p> <ol style="list-style-type: none"> <li>a. Office space and other administrative facilities as the Fund shall reasonably require in the ordinary conduct of its business.</li> <li>b. A staff of executive officers and other trained personnel for the performance of its functions under the preceding Section.</li> </ol>	<p><b><u>Fees, Remuneration and Other Expenses</u></b></p> <p><b>Paragraph 1(B) of "II. Fees, Remuneration and Other Expenses"</b> – Please double check reference made to Section 1(B) and consider changing to Section 2(A) of "I. Duties, Responsibilities and Extent of Services of Fund Manager"</p>
<p>The Fund Manager shall be responsible for the preparation and submission of the following reports: ...</p> <p>General Information Sheet – Within 30 days after the annual/actual shareholder’s meetings</p>	<p>The Fund Manager shall be responsible for the preparation and submission of the following reports: ...</p> <p>General Information Sheet - Within 30 days after the annual/actual shareholder’s meetings Amended GIS containing new information – Within seven (7) days after such change in GIS information occurred or became effective. ...</p>	<p><b><u>Reporting Obligations of the Fund Manager</u></b></p> <p><b>V. Reporting Obligations of the Fund Manager</b> – Please include under the due date for submission of General Information Sheet (GIS) the submission of <b>Amended GIS containing new information</b> within seven (7) days after such change in GIS information occurred or became effective.</p>

Existing Provision	Approved Amended Provision	Reason for Change
<p><b><u>Duties, Responsibilities and Extent of Services of Fund Manager</u></b></p> <p>There is no explicit provision on compensation for any valuation error and administrative penalties.</p>	<p><b><u>new paragraph:</u></b></p> <p><b><u>5. Pay for its own account the administrative penalties imposed upon the Fund to which it is managing especially in connection with the reporting requirements of the Investment Company to the Commission;</u></b></p> <p><b><u>6. Pay for its own account the compensation for any valuation error or incorrect pricing of the</u></b></p>	<p>To align with the provisions of ICA-IRR on Responsibilities of a Fund Manager.</p>

	<p>net asset value ("NAV") when it is at fault.</p>	
<p><b><u>Duties, Responsibilities and Extent of Services of Fund Manager</u></b></p> <p>Paragraph 3 "SLAMCI and the Fund agree to the following investment procedures:"</p> <p>a. SLAMCI may, without need of prior approval of or prior notification to the Fund, purchase and sell securities and otherwise make or dispose of investments for the Fund's account, within the limits of the investment objective, policies or guidelines which the Fund's Board of Directors may from time to time prescribe and subject to the provisions of the Investment Company Act and registration statements of the Fund.</p> <p>b. SLAMCI shall exercise due diligence and prudence in connection with the investment or re-investment of the Fund's assets; but except for willful misfeasance, bad faith, gross negligence or reckless disregard of its duties, SLAMCI shall not be liable for any loss or depreciation in the value of any assets of the Fund arising from any of such investments or re-investments, provided that</p>	<p><b>New section:</b></p> <p>SLAMCI may, without need of prior approval of or prior notification to the Fund, purchase and sell securities and otherwise make or dispose of investments for the Fund's account, within the limits of the investment objective, policies or guidelines which the Fund's Board of Directors may from time to time prescribe and subject to the provisions of the Investment Company Act and registration statements of the Fund.</p> <p><b><u>Negotiate, enter into, purchase, sell and/or execute Derivatives transactions; open, maintain and close accounts, complete on-boarding forms, provide financial and other information (including disclosures), receive investment and other disclosures, negotiate, approve, issue, amend, enter into, exchange, execute and/or deliver trade tickets and confirmations (electronic or otherwise) (collectively, "Confirmations") and carry out related activity to, with or from such counterparties, futures commission merchants, brokers or other Parties ("Counterparties") as Investment Manager reasonably considers necessary or appropriate to facilitate Derivatives transactions.</u></b></p> <p><b><u>Negotiate, approve, amend, enter into, terminate, execute and/or deliver such agreements with Counterparties as Investment Manager reasonably considers necessary or appropriate to facilitate Derivatives transactions and, if permitted by the Investment Guidelines, repurchase, reverse repurchase and securities lending transactions, including without limitation ISDA Master Agreements, Credit Support Annexes, Global Master Repurchase Agreements, Global Master Securities Lending Agreements, agreements with</u></b></p>	<p>To explicitly include in the contract to authorize SLAMCI to negotiate agreements on derivatives instruments.</p>

<p>SLAMCI acted in good faith and in accordance with the investment objective, policies or guidelines prescribed by the Fund's Board of Directors and other applicable laws.</p> <p>c. The securities, as well as the appurtenant certificates and other evidences of title to assets within the investment portfolio of the Fund, shall be under the custody of a custodian, subject to the authority of SLAMCI to dispose of such securities pursuant to subparagraph (A) above, and, for this purpose, SLAMCI shall cause such securities, certificates and other evidences of title to assets to be delivered directly to the custodian. SLAMCI shall, either directly or through said custodians, take charge of the collection of interests, dividends or other payments on all securities owned by the Fund, and shall on behalf and for the benefit of the Fund, exercise any and all rights of the Fund appertaining to such securities such as the exercise of any preemptive rights, redemption rights, options, and others. SLAMCI may use voting rights for quorum purposes only. In the event of unusual circumstances,</p>	<p><u>futures commission merchants, and agreements in respect of the custody, control and the management of collateral. The FUND acknowledge that it will be bound by the terms of the agreements and the related Confirmations, and that it may, upon request, obtain a copy of such documents from Investment Manager. Investment Manager will, from time to time, provide to the FUND a list of the representations and warranties, ongoing consents, disclosures and notifications that the FUND is required to make to Counterparties under such agreements, and the FUND agrees to confirm the accuracy of the same and to promptly provide Investment Manager with the information necessary to respond to any such notification or disclosure or consent request on a timely basis.</u></p> <p>SLAMCI shall exercise due diligence and prudence in connection with the investment or re-investment of the Fund's assets; but except for willful misfeasance, bad faith, gross negligence or reckless disregard of its duties, SLAMCI shall not be liable for any loss or depreciation in the value of any assets of the Fund arising from any of such investments or re-investments, provided that SLAMCI acted in good faith and in accordance with the investment objective, policies or guidelines prescribed by the Fund's Board of Directors and other applicable laws.</p> <p>The securities, as well as the appurtenant certificates and other evidences of title to assets within the investment portfolio of the Fund, shall be under the custody of a custodian, subject to the authority of SLAMCI to dispose of such securities pursuant to subparagraph (A) above, and, for this purpose, SLAMCI shall cause such securities, certificates and other evidences of title to assets to</p>	
---	---	--

<p>SLAMCI may request the Fund in writing for permission to exercise voting rights for any other specified purposes.</p> <p>d. SLAMCI shall furnish the Fund, through its duly designated representatives, such periodic reports and accounting relating to the Fund's investments as the Board of Directors may from time to time reasonably direct.</p>	<p>be delivered directly to the custodian. SLAMCI shall, either directly or through said custodians, take charge of the collection of interests, dividends or other payments on all securities owned by the Fund, and shall on behalf and for the benefit of the Fund, exercise any and all rights of the Fund appertaining to such securities such as the exercise of any pre-emptive rights, redemption rights, options, and others. SLAMCI may use voting rights for quorum purposes only. In the event of unusual circumstances, SLAMCI may request the Fund in writing for permission to exercise voting rights for any other specified purposes. SLAMCI shall furnish the Fund, through its duly designated representatives, such periodic reports and accounting relating to the Fund's investments as the Board of Directors may from time to time reasonably direct.</p>	
---	---	--

**Marketing and Distribution Agreement**

Existing Provision/s	Approved Amended Provision/s	Reason for Change: SEC Comments Dated November 23, 2022 (arising from World Income Fund)
<p>Duties, Responsibilities and Extent of Services of Fund Manager</p> <p>1. Subject to the supervision of the Fund's Board of Directors, SLAMCI shall be the exclusive principal distributor of the shares and/or units of the Fund, except that the Fund may sell its shares and/or units at their net asset value to its share-holders and/or unitholders purchasing such shares and/or units with dividends from the Fund, or may issue shares and/or units to its shareholders and/or unitholders by way of</p>	<p>Duties, Responsibilities and Extent of Services of Principal Distributor</p> <p>1. Subject to the supervision of the Fund's Board of Directors, SLAMCI shall be the exclusive principal distributor of the shares and/or units of the Fund, without prejudice to the right of the Fund to distribute its shares and/or units as may be allowed by law.</p>	<p>Reference to "Fund Manager" in the heading of Part I should be changed to "Principal Distributor"</p> <p>Clarify separately the instances contemplated by the phrase "except that the Fund may sell its shares and/or units at their net asset value to its shareholders and/or unitholders purchasing such shares and/or units with dividends from the Fund..." as an exception to the general rule that SLAMCI shall be the exclusive principal distributor</p>

<p>stock/ unit dividends, stock/unit splits or other similar transactions.</p>		
<p>SLAMCI shall distribute and sell shares and/or units of the Fund at a public offering price equal to the sum of (i) the net asset value per share ("NAVPS") or the net asset value per unit ("NAVPU") computed in the manner set forth in <del>and in accordance with the provision of the By-Laws and the most recent prospectus of the Fund,</del> ...</p>	<p>SLAMCI shall distribute and sell shares and/or units of the Fund at a public offering price equal to the sum of (i) the net asset value per share ("NAVPS") or the net asset value per unit ("NAVPU") computed in the manner set forth in Rule 8 of the Implementing Rules and Regulations of the Investment Company Act, ...</p>	<p>Revise Paragraph 2(C)(i) of "I. Duties, Responsibilities and Extent of Services of Fund Manager" as follows:</p> <p>"(i) the net asset value per share ("NAVPS") or the net asset value per unit ("NAVPU") computed in the manner set forth in Rule 8 of the Implementing Rules and Regulations of the Investment Company Act <del>and in accordance with the provision of the By-Laws and the most recent prospectus of the Fund...</del>"</p>

Existing Provision	Approved Amended Provision	Reason for Change
<p><b><u>Duties, Responsibilities and Extent of Services of Fund Manager</u></b></p> <p>Paragraph 2(C) of "I. Duties, Responsibilities and Extent of Services of Fund Manager"</p> <p>SLAMCI shall distribute and sell shares and/or units of the Funds at a public offering price equal to the sum of (i) the net asset value per share ("NAVPS") or net asset value per unit ("NAVPU") computed in the manner set forth in and in accordance with the provision of the By-Laws and the most recent prospectus of the Fund, and (ii) the sales commission payable to SLAMCI, computed in accordance with the provisions set forth in subparagraph (II) below or the most recent prospectus of the Fund, unless otherwise lowered by SLAMCI. SLAMCI may fix the portion of its sales</p>	<p>SLAMCI shall distribute and sell shares and/or units of the Funds at a public offering price equal to the sum of (i) the net asset value per share ("NAVPS") or net asset value per unit ("NAVPU") computed in the manner set forth in and in accordance with the provision of the By-Laws and the most recent prospectus of the Fund, (ii) the sales commission payable to SLAMCI, computed in accordance with the provisions set forth in subparagraph (II) below or the most recent prospectus of the Fund, unless otherwise lowered by SLAMCI. SLAMCI may fix the portion of its sales commission or sales charge to be allowed to third parties such as dealers and other brokers and <b><u>(iii) collections shall be deposited to SLAMCI bank accounts that are listed in the account opening forms. Once these collections are matched and reconciled with the transaction summary order submitted by the client, it will then be processed and be allocated with the corresponding shares or units for the specified funds to which the clients will invest and will be</u></b></p>	<p>Funds from clients' subscriptions are deposited to SLAMCI's accounts to cater to investors' general preference. SLAMCI wants its clients to have a better, secured, and convenient experience in investing to the funds by nominating only one depository account for all funds. It provides seamless transactions to the investors without the need to deposit their subscriptions separately to each prosperity fund they prefer to invest in. This reduces typographical errors which otherwise would have a negative impact on the client's investment timing.</p> <p>Proposed amendment will also answer SEC's audit queries on why funds from clients' subscriptions are deposited to SLAMCI's bank accounts.</p>

commission or sales charge to be allowed to third parties such as dealers and other brokers.	<u>transferred to the respective collection accounts of the Fund.</u>	
--	---	--

**SIGNATURE**

Pursuant to the requirements of the Securities Regulation Code, the issuer has duly caused this report to be signed on its behalf by the undersigned hereunto duly authorized.

**Sun Life of Canada Prosperity Bond Fund, Inc.**

Issuer

Date: 22 January 2024

[Signature Box]

Dino S. Macasaet

**Head, Strategic Development, Training and Marketing**

Signature and Title

COVER SHEET

A 1 9 9 9 0 8 7 1 5

SEC Identification Number

S U N L I F E O F C A N A D A P R O S P E R I T Y

B O N D F U N D , I N C .

(Company's Full Name)

S U N L I F E C E N T R E 5 T H A V E .

C O R . R I Z A L D R I V E , B O N I F A C I O

G L O B A L C I T Y , T A G U I G C I T Y

(Business Address: No. Street City/Town/Province)

Dino S. Macasaet

(Contact Person)

8-555-8888

(Company Telephone Number)

SEC FORM 17-C

0 5 1 0

Month Day  
(Fiscal Year)

(Form Type)

Month Day  
(Annual Meeting)

(Secondary License Type, If Applicable)

Dept. Requiring this Doc.

Amended Articles Number/Section

Total No. of Stockholders

Domestic

Foreign

To be accomplished by SEC Personnel concerned

File Number

\_\_\_\_\_

LCU

Document ID

\_\_\_\_\_

Cashier

STAMPS

# CERTIFICATION

I, Dino S. Macasaet, Head, Strategic Development, Training and Marketing of Sun Life Asset Management Company, Inc. (SLAMCI), a corporation duly registered under and by virtue of the laws of the Republic of the Philippines, with SEC registration number A199918034 and with principal office at 8/F Sun Life Centre, Rizal Drive cor. 5<sup>th</sup> Ave., Bonifacio Global City, Taguig City, on oath state:

- 1) That I have caused the preparation of **17Cs Re: Disclosure of the latest information affecting the Fund's Prospectus** on behalf of SLAMCI / Various Sun Life Prosperity Funds;
- 2) That I have read and understood its contents which are true and correct based on my own personal knowledge and/or on authentic records;
- 3) That the companies Sun Life Asset Management Company, Inc. and Sun Life Prosperity Funds will comply with the requirements set forth in SEC Notice dated May 12, 2021 to effect a complete and official submission of reports and/or documents through electronic mail;
- 4) That I am fully aware that submitted documents which require pre-evaluation and/or payment of processing fee shall be considered complete and officially received only upon payment of a filing fee; and
- 5) That the e-mail account designated by the company pursuant to SEC Memorandum Circular No. 28, s. 2020 shall be used by the company in its online submissions to CGFD.

IN WITNESS WHEREOF, I have hereunto set my hand this 10 day of May 2024.

Dino S. Macasaet  
Head, Strategic Development, Training and  
Marketing

MAY 10 2024      MAKATI CITY

SUBSCRIBED AND SWORN to me before this 10 day of May 2024, in Taguig City, Philippines.

Name	Government ID No.	Date of Issue	Place of Issue
Dino S. Macasaet	<div style="border: 1px solid black; width: 100%; height: 15px;"></div>		

Doc. No. 309  
Page No. 63  
Book No. 38  
Series of 2024.

ATTY ROMEO M. MONTE  
 Notary Public City of Makati  
 Until December 31, 2025  
 Appointment No. M-032 (2024-2025)  
 PTR No. 10073908 Jan 2, 2024 Makati City  
 IBP No. 381330- Jan 3, 2014 Pasig / Rol No. 27932  
 MCLP NO. VE-2027570 Issued April 3, 2023  
 161 Urban Ave. Campor Rueda Bldg.  
 Bgy. Pio del Pilar, Makati City



**SIGNATURE**

Pursuant to the requirements of the Securities Regulation Code, the issuer has duly caused this report to be signed on its behalf by the undersigned hereunto duly authorized.

Sun Life of Canada Prosperity Bond Fund, Inc.

Date: 10 May 2024

A rectangular box with a black border, used to redact the signature of the authorized representative.

Dino S. Macasaet  
Head, Strategic Development, Training and Marketing  
Signature and Title

COVER SHEET

A 1 9 9 9 0 8 7 1 5

SEC Identification Number

SUN LIFE OF CANADA PROSPERITY BOND FUND, INC.

(Company's Full Name)

SUN LIFE CENTRE 5TH AVE. COR. RIZAL DRIVE, BONIFACIO GLOBAL CITY, TAGUIG CITY

(Business Address: No. Street City/Town/Province)

Dino S. Macasaet

(Contact Person)

8-555-8888

(Company Telephone Number)

SEC FORM 17-C

05 14

Month Day (Fiscal Year)

(Form Type)

Month Day (Annual Meeting)

(Secondary License Type, If Applicable)

Dept. Requiring this Doc.

Amended Articles Number/Section

Total No. of Stockholders

Total Amount of Borrowings Domestic Foreign

To be accomplished by SEC Personnel concerned

File Number

LCU

Document ID

Cashier


STAMPS

# CERTIFICATION

I, Dino S. Macasaet, Head, Strategic Development, Training and Marketing of Sun Life Asset Management Company, Inc. (SLAMCI), a corporation duly registered under and by virtue of the laws of the Republic of the Philippines, with SEC registration number A199918034 and with principal office at 8/F Sun Life Centre, Rizal Drive cor. 5<sup>th</sup> Ave., Bonifacio Global City, Taguig City, on oath state:

- 1) That I have caused the preparation of **17Cs Re: (1) Amendments on the Product Highlight Sheet (2) Announcement made to the public on the updated Product Highlight Sheet** on behalf of SLAMCI / Various Sun Life Prosperity Funds;
- 2) That I have read and understood its contents which are true and correct based on my own personal knowledge and/or on authentic records;
- 3) That the companies Sun Life Asset Management Company, Inc. and Sun Life Prosperity Funds will comply with the requirements set forth in SEC Notice dated May 12, 2021 to effect a complete and official submission of reports and/or documents through electronic mail;
- 4) That I am fully aware that submitted documents which require pre-evaluation and/or payment of processing fee shall be considered complete and officially received only upon payment of a filing fee; and
- 5) That the e-mail account designated by the company pursuant to SEC Memorandum Circular No. 28, s. 2020 shall be used by the company in its online submissions to CGFD.

IN WITNESS WHEREOF, I have hereunto set my hand this 14 day of May 2024.

  
 Dino S. Macasaet  
 Head, Strategic Development, Training and Marketing  
**MAY 14 2024** **MAKATI CITY**

SUBSCRIBED AND SWORN to me before this \_\_\_ day of May 2024, in Taguig City, Philippines.

Name	Government ID No.	Date of Issue	Place of Issue
Dino S. Macasaet			

Doc. No. 446  
 Page No. 82  
 Book No. 28  
 Series of 2024.

  
**ATTY ROMEO M. MONFORT**  
 Notary Public City of Makati  
 Until December 31 2025  
 Appointment No. M-032 (2024-2025)  
 PTR No. 10073908 Jan 2, 2024 Makati City  
 IBP No. 391330- Jan 3, 2014 Pasig / Roll No. 27932  
 MCLE NO VII-0027570 Issued April 3, 2023  
 101 Urban Ave. Campos Rueda Bldg.  
 Brgy Pío Del Pilar, Makati City



**SIGNATURE**

Pursuant to the requirements of the Securities Regulation Code, the issuer has duly caused this report to be signed on its behalf by the undersigned hereunto duly authorized.

Date: 14 May 2024

Sun Life of Canada Prosperity Bond Fund, Inc.

Issuer

A rectangular box with a black border, used to redact the signature of the authorized representative.

Dino S. Macasaet

Head, Strategic Development, Training and Marketing

Signature and Title

Annex A

Fund	Title	Changes	
		FROM	TO
Sun Life of Canada Prosperity Bond Fund, Inc.	<b>Product Highlight Sheet Date</b>	November 2023	March 2024
	<b>Benchmark</b>	95% Bloomberg Sovereign Bond Index 1-5 Year, net of tax (adjusted by Sun Life) + 5% 30-day Special Savings Account (SSA)	98% Bloomberg Sovereign Bond Index 1-5 Year, net of tax (adjusted by Sun Life) + 2% Philippine Peso TD Rate 1 Month to 3 Months, net of tax
	<b>Independent Auditor</b>	Navarro Amper & Associates / Deloitte Touche Tohmatsu	Navarro Amper & Company / Deloitte Touche Tohmatsu
	<b>Custodian</b>	<p><b>Citibank N.A.</b> 8741 Paseo de Roxas, Makati City 1200</p> <p><b>Hong Kong and Shanghai Banking Corporation</b> 7th Floor, HSBC Centre 3058 Fifth Avenue West Bonifacio Global City, Taguig City</p> <p><b>Standard Chartered Bank</b> Standard Chartered Bank Building 6788 Ayala Avenue, Legazpi Village, Makati City, Philippines</p>	<p><b>Citibank Philippines</b> 34th Street, Bonifacio Global City, Taguig, 1634</p> <p><b>Philippine Depository &amp; Trust Corp.</b> 29th Floor, BDO Equitable Tower 8751 Paseo de Roxas, Makati City 1226</p> <p>All other assets which by their nature cannot be held in custody by the Custodian will be reported to the Independent Oversight Entity in compliance with the requirements of SEC Memorandum Circular Number 33 Series of 2020.</p>
	<b>Period to Receive Payments</b>	T+3	T+2
	<b>Fund Manager</b>	Sun Life Asset Management Company, Inc. (SLAMCI)	Sun Life Asset Management Company, Inc., (SLAMCI) outsourced to Sun Life Investment Management and Trust Corporation (SLIMTC) via an Investment Management Agreement (IMA)
	<b>External Audit Fee</b>	PHP 291,200 (excluding VAT) Professional Fee (PF) + 4% of PF for Out-of Pocket Expenses.	[Year 2023] Php 355,740.00 (excluding VAT) Professional Fee (PF) + 4% of PF for Out-of Pocket Expenses.
	<b>Initial Value</b>	None	1.0088
	<b>Fund Performance</b>	As of November 2023	As of March 2024
	<b>Law Firm</b>	Romulo Mabanta Buenaventura Sayoc & De Los Angeles Law Office	NMGRA Law
	<b>Date Rendered Effective</b>	To be determined once final Prospectus has been approved.	30 September 2019
	<b>Net Asset Value</b>	<p>The Fund Manager (SLAMCI) shall compute and post the net asset value per unit of the Fund on a daily basis and shall:</p> <ul style="list-style-type: none"> <li>- Publish such daily prices in at least two (2) newspapers of general circulation in the Philippines;</li> <li>- Upload in its industry association website; and</li> </ul>	<p><i>The Fund Manager (SLAMCI) shall compute and post the net asset value per unit of the Fund on a daily basis and shall:</i></p> <ul style="list-style-type: none"> <li>- Publish such daily prices in at least two (2) newspapers of general circulation in the Philippines, which may be done through industry organization/s; or</li> <li>- Upload daily in its website or industry association, through digital portals such as its website or social media accounts; or post them daily in a conspicuous place at the principal office of the investment company as well as in all its branches or correspondent offices which are designated redemption centers.</li> </ul>
	<b>Director's Fee</b>	None	For year 2023, the total Independent Director's per diem is Php 260,026.00.

COVER SHEET

A 1 9 9 9 0 8 7 1 5

SEC Identification Number

SUN LIFE OF CANADA PROSPERITY BOND FUND, INC.

(Company's Full Name)

SUN LIFE CENTRE 5TH AVE. COR. RIZAL DRIVE, BONIFACIO GLOBAL CITY, TAGUIG CITY

(Business Address: No. Street City/Town/Province)

Dino S. Macasaet

(Contact Person)

8-555-8888

(Company Telephone Number)

SEC FORM 17-C

07 26

Month Day (Fiscal Year)

(Form Type)

Month Day (Annual Meeting)

(Secondary License Type, if Applicable)

Dept. Requiring this Doc.

Amended Articles Number/Section

Total No. of Stockholders

Total Amount of Borrowings

Domestic Foreign

To be accomplished by SEC Personnel concerned

File Number

LCU

Document ID

Cashier

STAMPS

# CERTIFICATION

I, Dino S. Macasaet, Head, Strategic Development, Training and Marketing of Sun Life of Canada Prosperity Bond Fund, Inc., a corporation duly registered under and by virtue of the laws of the Republic of the Philippines, with SEC registration number A199908715 and with principal office at 8th Floor, Sun Life Centre, 5th Avenue corner Rizal Drive, Bonifacio Global City, Taguig City, on oath state:

- 1) That I have caused the preparation of **17C Re: (1) Suspension of Subscriptions, Redemptions, and Switches for Sun Life of Canada Prosperity Bond Fund, Inc. on 25 July 2024 (2) Announcement was made to the Investing Public Regarding the Suspension** on behalf of Sun Life Asset Management Company, Inc. / Sun Life of Canada Prosperity Bond Fund, Inc.
- 2) That I have read and understood its contents which are true and correct based on my own personal knowledge and/or on authentic records.
- 3) That Sun Life Asset Management Company, Inc. and Sun Life of Canada Prosperity Bond Fund, Inc. will comply with the requirements set forth in SEC Notice dated May 12, 2021 to effect a complete and official submission of reports and/or documents through electronic mail;
- 4) That I am fully aware that submitted documents which require pre-evaluation and/or payment of processing fee shall be considered complete and officially received only upon payment of a filing fee; and
- 5) That the e-mail account/s designated by the companies pursuant to SEC Memorandum Circular No. 28, s. 2020 shall be used by the companies in their online submissions to CGFD.

**JUL 26 2024**

IN WITNESS WHEREOF, I have hereunto set my hand this \_\_\_ day of July 2024.

[Redacted Signature Box]

Dino S. Macasaet /  
Head, Strategic Development, Training and Marketing

**JUL 26 2024 MAKATI CITY**

SUBSCRIBED AND SWORN to me before this \_\_\_ day of July 2024, in Taguig City, Philippines.

Name	Government ID No.	Date of Issue	Place of Issue
Dino S. Macasaet	[Redacted]		

Doc. No. 29.  
Page No. 7.  
Book No. 35.  
Series of 2024.

**ATTY ROMEO M MONFORT**  
Notary Public City of Makati  
Until December 31, 2025  
Appointment No. M-032 (2024-2025)  
PTR No. 10073998 Jan. 2, 2024 Makati City  
IBP No. 391330- Jan. 3, 2014 Pasig / Roll No. 27932  
MCLE NO. VII-0027570 Issued April 3, 2023  
101 Urban Ave. Campos Rueda Bldg.  
Brgy. Pio Del Pilar, Makati City

SECURITIES AND EXCHANGE COMMISSION  
 SEC FORM 17-C  
 CURRENT REPORT UNDER SECTION 17  
 OF THE SECURITIES REGULATION CODE  
 AND SRC RULE 17.2 (c) THEREUNDER

1. 26 July 2024  
Date of Report (Date of earliest event reported)
2. SEC Identification Number A199908715      3. BIR Tax Identification No. 204-843-519-000
4. Sun Life of Canada Prosperity Bond Fund, Inc.  
Exact name of issuer as specified in its charter
5. Metro Manila, Philippines      6.  (SEC Use Only)  
Province, country or other jurisdiction of      Industry Classification Code:  
incorporation
7. 8<sup>th</sup> Floor, Sun Life Centre, 5<sup>th</sup> Avenue corner Rizal Drive, Bonifacio Global City, Taguig City, 1634  
Address of principal office      Postal Code
8. (632) 8-555-8888  
Issuer's telephone number, including area code
9. Securities registered pursuant to Sections 8 and 12 of the SRC or Sections 4 and 8 of the RSA

Title of Each Class	Number of Shares of Common Stock Outstanding and Amount of Debt Outstanding (as of 28 June 2024)
<u>Common (Unclassified)</u>	<u>1,777,921,759 shares</u>

10. Indicate the item numbers reported herein: **Item 9 (b). Other Events.**

On **25 July 2024**, The President of the Fund Manager, President of the Fund, and the Treasurer of the Fund approved the suspension of all transactions (subscriptions, redemptions, and switches) of Sun Life of Canada Prosperity Bond Fund, Inc. in line with Bangko Sentral ng Pilipinas suspension of PhilPass<sup>plus</sup>, and Fixed Income trading due to inclement weather brought by the habagat, intensified by Typhoon Carina. Furthermore, an announcement was made to the investing public via Sun Life Facebook Page, a copy of which is attached as Annex A.

**SIGNATURE**


Pursuant to the requirements of the Securities Regulation Code, the issuer has duly caused this report to be signed on its behalf by the undersigned hereunto duly authorized.

Date: 26 July 2024

Sun Life of Canada Prosperity Bond Fund, Inc.  
Issuer

Dino S. Macasaet  
Head, Strategic Development, Training and Marketing  
Signature and Title

Announcement to the Investing Public via Sun Life Facebook Page



**Sun Life Philippines**

5m


...

**SLAMCI Service Advisory:**

Due to inclement weather, settlement of redemptions and switches made in select Sun Life Prosperity Funds are suspended today and will be processed the next business day. Please be guided accordingly and be safe.

#SunLifePartnerForLife #PartnerForProsperity #SLAMCIServiceAdvisory

## Announcement




With the Philippine Stock Exchange open for trading, the Philippine Dealing Exchange (PDEx) closed, and services of the Bangko Sentral ng Pilipinas including processing of currency-related transactions, PhilPassplus, and trading of USD/PHP and monetary operations suspended today, July 25, 2024, please be guided on the following:

1. All redemption and switch settlements for all funds scheduled today, July 25, 2024, will be processed and paid out on the next business day.
2. Subscriptions, redemptions, and switches made in the following Sun Life Prosperity Funds are suspended today:
  - SUN LIFE PROSPERITY PESO STARTER FUND
  - SUN LIFE PROSPERITY GS FUND
  - ~~SUN LIFE OF CANADA PROSPERITY BOND FUND~~
  - SUN LIFE PROSPERITY WORLD EQUITY INDEX FEEDER FUND
  - SUN LIFE PROSPERITY WORLD INCOME FUND
  - SUN LIFE PROSPERITY DOLLAR STARTER FUND
  - SUN LIFE PROSPERITY DOLLAR ABUNDANCE FUND

All transactions made today for these Funds shall be processed on the next business day.

3. For the other Sun Life Prosperity Funds, all transactions made before cut-off time will be processed today as scheduled. However, only cash settlements will be accepted for subscriptions.

Please be guided accordingly.



**TALK TO US.**

Should you have inquiries or concerns, you may contact us through:

**SUNLINK Client Care:** (+632) 8849-9888 | sunlink@sunlife.com (BAM - 5PM, Mon-Fri, except holidays)

\*Calls outside the Philippines may incur international call charges

COVER SHEET

A 1 9 9 9 0 8 7 1 5

SEC Identification Number

SUN LIFE OF CANADA PROSPERITY BOND FUND, INC.

(Company's Full Name)

SUN LIFE CENTRE 5TH AVE. COR. RIZAL DRIVE, BONIFACIO GLOBAL CITY, TAGUIG CITY

(Business Address: No. Street City/Town/Province)

Dino S. Macasaet

(Contact Person)

8-555-8888

(Company Telephone Number)

SEC FORM 17-C

10 01 Month Day (Fiscal Year)

(Form Type)

Month Day (Annual Meeting)

(Secondary License Type, If Applicable)

Dept. Requiring this Doc.

Amended Articles Number/Section

Total No. of Stockholders

Total Amount of Borrowings Domestic Foreign

To be accomplished by SEC Personnel concerned

File Number

LCU

Document ID

Cashier

STAMPS

# CERTIFICATION

I, Dino S. Macasaet, Head, Strategic Development, Training and Marketing of Sun Life of Canada Prosperity Bond Fund, Inc., a corporation duly registered under and by virtue of the laws of the Republic of the Philippines, with SEC registration number A199908715 and with principal office at 8th Floor, Sun Life Centre, 5th Avenue corner Rizal Drive, Bonifacio Global City, Taguig City, on oath state:

- 1) That I have caused the preparation of **17Cs Re: Disclosure of the latest information affecting the Fund's Prospectus** on behalf of Sun Life Asset Management Company, Inc. / Sun Life of Canada Prosperity Bond Fund, Inc.;
- 2) That I have read and understood its contents which are true and correct based on my own personal knowledge and/or on authentic records;
- 3) That Sun Life Asset Management Company, Inc. and Sun Life of Canada Prosperity Bond Fund, Inc. will comply with the requirements set forth in SEC Notice dated May 12, 2021 to effect a complete and official submission of reports and/or documents through electronic mail;
- 4) That I am fully aware that submitted documents which require pre-evaluation and/or payment of processing fee shall be considered complete and officially received only upon payment of a filing fee; and
- 5) That the e-mail account/s designated by the companies pursuant to SEC Memorandum Circular No. 28, s. 2020 shall be used by the companies in their online submissions to CGFD.

01 OCT 2024

IN WITNESS WHEREOF, I have hereunto set my hand this \_\_\_ day of October 2024.

Dino S. Macasaet  
Head, Strategic Development, Training and Marketing

01 OCT 2024

SUBSCRIBED AND SWORN to me before this \_\_\_ day of October 2024, in QUEZON CITY Philippines.

Name	Government ID No.	Date of Issue	Place of Issue
Dino S. Macasaet			

Doc. No. 137;  
Page No. 18;  
Book No. 11;  
Series of 2024.



ATTY. HILARIO A. UNTAYAO  
Not. Com. Expires 31 December 2025  
Roll No. 83825 - BP No. 380061 (2024)  
PTR No. 5561573 (2024-Quezon City)  
MCLE No. VIII-0000096 (Until 2025)  
26 Columbia St., Cubao, Quezon City



**From:** [noreply-cifssost@sec.gov.ph](mailto:noreply-cifssost@sec.gov.ph)  
**Subject:** SEC eFast Initial Acceptance  
**Date:** Tuesday, April 8, 2025 6:53:05 PM

---

**CAUTION** This email originated from outside the organization. Please proceed only if you trust the sender.

---

Greetings!

**SEC Registration No:** A199908715

**Company Name:** SUN LIFE OF CANADA PROSPERITY BOND FUND INC.

**Document Code:** SEC\_Form\_17-L

This serves as temporary receipt of your submission.  
Subject to verification of form and quality of files of the submitted report.  
Another email will be sent as proof of review and acceptance.

Thank you.

**REMINDER:**

TO ALL FILERS OF REPORTS IN THE e-FAST

Please strictly follow the instruction stated in the form.

Filings not in accordance with the prescribed template for the following reports will be automatically reverted by the system to the filer.

1. General Information Sheet (GIS-Stock)
2. General Information Sheet (GIS-Non-stock)
3. General Information Sheet (GIS- Foreign stock & non-stock)
4. Broker Dealer Financial Statements (BDFS)
5. Financing Company Financial Statements (FCFS)
6. Investment Houses Financial Statements (IHFS)
7. Publicly – Held Company Financial Statement
8. General Form for Financial Statements
9. Financing Companies Interim Financial Statements (FCIF)
10. Lending Companies Interim Financial Statements (LCIF)

Per Section 18 of SEC Memorandum Circular No. 3 series of 2021, the reckoning date of receipt of reports is the date the report was initially submitted to the eFast, if the filed report is compliant with the existing requirements.

A report, which was reverted or rejected, is considered not filed or not received. A notification will be sent to the filer, stating the reason for the reports rejection in the remarks box.

**SECURITIES AND EXCHANGE COMMISSION**

SEC Headquarters, 7907 Makati Avenue,  
Salcedo Village, Barangay Bel-Air, Makati City,  
1209, Metro Manila, Philippines

---

THIS IS AN AUTOMATED MESSAGE - PLEASE DO NOT REPLY DIRECTLY TO THIS  
EMAIL



# SECURITIES AND EXCHANGE COMMISSION

THE SEC HEADQUARTERS 7907 Makati Avenue, Salcedo Village, Bel-Air, Makati City  
1209 Trunk Line No:02-5322-7696 Email Us:www.sec.gov.ph/lmessagemo@sec.gov.ph



**The following document has been received:**

**Receiving:** DONNA ENCARNADO

**Receipt Date and Time:** April 08, 2025 06:52:56 PM

## Company Information

---

**SEC Registration No.:** A199908715

**Company Name:** SUN LIFE OF CANADA PROSPERITY BOND FUND INC.

**Industry Classification:** J66910

**Company Type:** Stock Corporation

## Document Information

---

---

**Document ID:** OST10408202583154886

**Document Type:** Notice of Inability to File AR or QR

**Document Code:** SEC\_Form\_17-L

**Period Covered:** December 31, 2024

**Submission Type:** As needed

**Remarks:** None

---

---

Acceptance of this document is subject to review of forms and contents

## Certification

I, Jeanemar S. Talaman, the Treasurer of Sun Life Asset Management Company, Inc., a corporation duly registered under and by virtue of the laws of the Republic of the Philippines, with SEC registration number A199918034 and with principal office at Sun Life Center, 5th Ave. Cor. Rizal Drive Bonifacio Global City, Taguig City, on oath state:

- 1) That I have caused this SEC Form 17-L to be prepared on behalf of Sun Life Prosperity Funds (17 Mutual Fund Companies);
- 2) That I have read and understood its contents which are true and correct based on my own personal knowledge and/or on authentic records;
- 3) That the 17 Mutual Fund companies or the Sun Life Prosperity Funds will comply with the requirements set forth in SEC Notice dated 14 May 2021 to effect a complete and official submission of reports and/or documents through electronic mail;
- 4) That I am fully aware that submitted documents which require pre-evaluation and/or payment of processing fee shall be considered complete and officially received only upon payment of a filing fee; and
- 5) That the e-mail account designated by the company pursuant to SEC Memorandum Circular No. 28, s. 2020 shall be used by the company in its online submissions to CGFD.

IN WITNESS WHEREOF, I have hereunto set my hand this 7th day of April 2025.

Jeanemar S. Talaman  
Affiant

APR 07 2025

MAKATI CITY

SUBSCRIBED AND SWORN to before me this \_\_\_\_ day of \_\_\_\_\_, 2025, in \_\_\_\_\_ City, Philippines. Affiant exhibiting his/her government issued identification card:

Name	Government ID No.	Valid Until	Place of Issue
Jeanemar S. Talaman			

Doc. No. 275  
Page No. 56  
Book No. 57  
Series of 2025.

[ATTY. ROMEO M. MONFORT  
Notary Public City of Makati  
Until December 31, 2025  
Appointment No. M-032 (2024-2025)  
PTR No. 10466008 Jan. 2 2025/Makati City  
IBP No. 488534 Dec. 27, 2024  
MCLE NO. VII-0027570 Roll No. 27932  
101 Urban Ave. Campos Rueda Bldg.  
Brgy. Pio Del Pilar, Makati City

**SECURITIES AND EXCHANGE COMMISSION**

**SEC FORM 17-L**

**NOTIFICATION OF INABILITY TO FILE ALL OR  
ANY PORTION OF SEC FORM 17-A OR 17-Q**

**GENERAL INSTRUCTIONS**

1. This Form may be signed by an executive officer of the issuer or by any other duly authorized representative. The name and title of the person signing the form shall be typed or printed beneath the signature. If the statement is signed on behalf of the issuer by an authorized representative other than an executive officer, evidence of the representative's authority to sign on behalf of the issuer shall be filed with the Form.
2. One signed original and four conformed copies of this Form and attachments thereto must be completed and filed with the Commission and, where any class of the issuer's securities are listed on a Stock Exchange, one with that Stock Exchange, in accordance with SRC Rule 17-1. The information contained in or filed with the Form will be made a matter of the public record in the Commission's and the Exchange's files.
3. A manually signed copy of the Form and amendments thereto shall be filed with the Stock Exchange if any class of securities of the issuer is listed thereon.
4. One signed original and four conformed copies of amendments to the notifications must also be filed on SEC Form 17-L but need not restate information that has been correctly furnished. The Form shall be clearly identified as an amended notification.
5. If the deadline for filing SEC Form 17-A or 17-Q specified in paragraph 2(b)(ii) of SRC Rule 17-1 is not complied with, a fine will be imposed for each day thereafter that the Form is not filed.

SECURITIES AND EXCHANGE COMMISSION

SEC FORM 17-L

NOTIFICATION OF INABILITY TO FILE ALL OR ANY PORTION OF SEC FORM 17-A OR 17-Q

Check One:

Form 17-A [] Form 17-Q []

Period-Ended Date of required filing December 31, 2024

Date of this report April 07, 2025

Nothing in this Form shall be construed to imply that the Commission has verified any information contained herein.

If this notification relates to a portion or portions of the filing checked above, identify the item(s) to which the notification relates: SEC FORM 17-A

1. SEC Identification Number A199908715 2. BIR Tax Identification No. 204-843-519-000

3. Sun Life of Canada Prosperity Bond Fund, Inc.  
Exact name of issuer as specified in its charter

4. Bonifacio Global City, Taguig City  
Province, country or other jurisdiction of incorporation

5. Industry Classification Code:  (SEC Use Only)

6. 8F Sun Life Centre 5th Avenue cor Rizal Drive Bonifacio Global City, Taguig City 1634

.....  
Address of principal office

.....  
Postal Code

7. (02) – 85558888  
Issuer's telephone number, including area code

8. N. A.  
Former name, former address, and former fiscal year, if changed since last report.

9. Are any of the issuer's securities listed on a Stock Exchange?  
Yes [] No []  
If yes, disclose the name of such Stock Exchange and the class of securities listed therein:

.....

**Part I - Representations**

If the subject report could not be filed without unreasonable effort or expense and the issuer seeks relief pursuant to SRC Rule 17-1, the following should be completed. (Check box if appropriate)

(a) The reasons described in reasonable detail in Part II of this Form could not be estimated without unreasonable effort or expense. [ ]

(b) The subject annual report on SEC Form 17-A, or portion thereof, will be filed on or before the fifteenth calendar day following the prescribed due date; or the subject quarterly report on SEC Form 17-Q, or portion thereof, will be filed on or before the fifth day following the prescribed due date. [ ✓ ]

(c) The accountant's statement or other exhibit required by paragraph 3 of SRC Rule 17-1 has been attached if applicable. [ ]

**Part II - Narrative**

State below in reasonable detail the reasons why SEC Form 17-A or SEC Form 17-Q, or portion thereof, could not be filed within the prescribed period. (Attach additional sheets if needed.)

**The Company's SEC Form 17-A for the year ended December 31, 2024 could not be completed and filed within the prescribed period. The Company has yet to complete the review of its audited financial statements and required notes disclosures. The Company undertakes to submit the report within fifteen (15) calendar days after the prescribed deadline to the Securities and Exchange Commission.**

**Part III - Other Information**

(a) Name, address and telephone number, including area code, and position/title of person to contact in regard to this notification

**Jeanemar S. Talaman  
Treasurer, Sun Life Asset Management Company, Inc.  
Sun Life Centre 5th Avenue cor Rizal Drive Bonifacio Global City, Taguig City 1634  
8555-8888**

(b) Have all other periodic reports required under Section 17 of the Code and under Sections 26 and 141 of the Corporation Code of the Philippines during the preceding 12 months, or for such shorter period that the issuer was required to file such report(s), been filed? If the answer is no, identify the report(s).

Yes [ ✓ ] No [ ] Reports: .....

(c) Is it anticipated that any significant change in results of operations from the corresponding period for the last fiscal year will be reflected by the earnings statements to be included in the subject report or portion thereof?

Yes [ ] No [ ✓ ]


If so, attach an explanation of the anticipated change, both narratively and quantitatively, and, if appropriate, state the reasons why a reasonable estimate of the results cannot be made.

**SIGNATURE**

Pursuant to the requirements of the SRC Rule 17-1, the issuer has duly caused this report to be signed on its behalf by the undersigned hereunto duly authorized.

**Sun Life of Canada Prosperity Bond Fund, Inc.**

Registrant's full name as contained in charter



**JEANEMAR S. TALAMAN**  
Treasurer, Sun Life Asset Management Company, Inc

Date: **April 07, 2025**