



SUN LIFE PROSPERITY WORLD VOYAGER FUND, INC.

NOTICE OF ANNUAL STOCKHOLDERS' MEETING

To all stockholders:

NOTICE IS HEREBY GIVEN that the Annual Meeting of Stockholders of Sun Life Prosperity World Voyager Fund, Inc., shall be held on **11 July 2023 (Tuesday) at 2:00 p.m. via Zoom Webinar at <https://sunlife.co/SLPF-ASHM2023>**, to consider the following:

AGENDA

1. Call to Order
2. Proof of Notice of Meeting
3. Determination and Certification of Quorum
4. Chairman's Address
5. Review of 2022 Operations
6. 2022 Fund Performance
7. Election of Directors for the 2023 to 2024 term
8. Approval of the Minutes of the 2022 Stockholders' Meetings
9. Confirmation and Ratification of All Acts and Proceedings of the Board and Corporate Officers (Annex A)
10. Appointment of External Auditor
11. Other Matters – Amendment of
 - a. Article II (Primary Purpose) and Article II, paragraphs 1 (ii) and 6 (Secondary Purpose) of the Articles of Incorporation to align with the Investment Company Act and its Implementing Rules and Regulations
 - b. Article II paragraphs 8 (Secondary Purpose) of the Articles of Incorporation to clarify the wording.
 - c. Article II, paragraph 9 (Secondary Purpose) of the Articles of Incorporation to revise "Corporation Law" to "Revised Corporation Code"
 - d. Amendment of Article VI of the Articles of Incorporation to increase the number of directors to six
 - e. Article VII of the Articles of Incorporation to align the conditions for the redemption of shares by a shareholder with the Investment Company Act, its Implementing Rules and Regulations, and other applicable issuance of the Securities and Exchange Commission
 - f. Article VIII of the Articles of Incorporation to add a description of the features of the Company's shares
 - g. Article I, Section 1 (Annual Meetings) of the By-Laws to change the schedule of holding the Annual Meeting.
 - h. Article I, Section 6 (Voting) of the By-Laws to align the proxy requirement with the Revised Corporation Code.
 - i. Article II, Section 2 (Meetings) of the By-Laws is being reworded for clarity
 - j. Article II, Section 4 (Compensation) of the By-Laws to ensure that director compensation is granted by the stockholders
 - k. Article VI, Section 2 of the By-Laws, on Distribution Contracts to clean up the section.
12. Adjournment

Representatives of Navarro Amper & Co./Deloitte Touche Tohmatsu are expected to be present during the annual meeting to respond to appropriate questions and to make a statement if they so desire.

The Board of Directors has, in accordance with the By-Laws, fixed the close of business **30 April 2023** as the record date for the determination of the shareholders entitled to notice of and to vote as such in the annual stockholders' meeting and any adjournment thereof.

The Fund will accept proxy votes from its stockholders by emailing SunLifeFunds@sunlife.com until Saturday, 01 July 2023 (at least 10 days prior to the ASHM). The same shall be remotely validated by the Fund before the close of business hours on or before 06 July 2023 (at least 5 days prior to the ASHM).

Shareholders and/or their proxies must pre-register using the provided link. Identification of the registrant will be verified during the pre-registration process.

Taguig City, Metro Manila, 13 June 2023.

A handwritten signature in black ink, appearing to read 'AK' with a flourish, positioned above the printed name of the Corporate Secretary.

ATTY. ANNA KATRINA C. KABIGTING-IBERO
Corporate Secretary

SECURITIES AND EXCHANGE COMMISSION

SEC FORM 20-IS

INFORMATION STATEMENT PURSUANT TO SECTION 20
OF THE SECURITIES REGULATION CODE

1. Check the appropriate box:

☐ Preliminary Information Statement ☒ Definitive Information Statement

2. Name of Registrant as specified in its charter: **Sun Life Prosperity World Voyager Fund, Inc.**

3. Province, country or other jurisdiction of incorporation or organization: **Philippines**

4. SEC Identification Number: **CS201517723**

5. BIR Tax Identification Code: **009-123-149-000**

6. Address of Principal Office: **8th Floor Sun Life Centre, 5th Avenue cor Rizal Drive, Bonifacio Global City, Taguig City 1634**

7. Registrant's telephone number, including area code: **(632) 8555-8888**

8. Date, time, place of the meeting of security holders:

**11 July 2023 (Tuesday) at 2:00 p.m.
via Zoom Webinar at <https://sunlife.co/SLPF-ASHM2023>
to be hosted from 8F Sun Life Centre, 5th Avenue corner Rizal Drive
Bonifacio Global City, Taguig City 1634**

8. Approximate date on which the Information Statement is first to be sent or given to security holders: **13 June 2023**

9. In case of Proxy Solicitations:

Name of Person Filing the Statement/Solicitor: **Ms. Marleen Kaye Simbillo**

Address and Telephone Number: **8th Floor Sun Life Centre, 5th Avenue cor Rizal Drive, Bonifacio Global City, Taguig City 1634; (632) 8849-9888; marleen.kaye.simbillo@sunlife.com**

10. Securities registered pursuant to Sections 8 and 12 of the Code or Sections 4 and 8 of the RSA (information on number of shares and amount of debt is applicable only to corporate registrants):

Title of Each Class	Number of shares of Common Stock Outstanding
Common Shares, PHP1.00 par value	5,999,679 shares (as of 31 May 2023)

11. Are any or all of the Company's securities listed on the Philippine Stock Exchange ("PSE")?

☐ Yes ☒ No

PART I.
INFORMATION REQUIRED IN THE INFORMATION STATEMENT

A. GENERAL INFORMATION

Item 1. Date, Time and Place of Meeting of Security Holders

a. The annual stockholders' meeting of Sun Life Prosperity World Voyager Fund, Inc. (the "Company") will be held on **11 July 2023 (Tuesday) at 2:00 p.m. via Zoom Webinar at <https://sunlife.co/SLPF-ASHM2023> to be hosted from 8F Sun Life Centre, 5th Avenue corner Rizal Drive, Bonifacio Global City, Taguig City 1634**. The principal office of the Company is located at 8th Floor Sun Life Centre, 5th Avenue corner Rizal Drive, Bonifacio Global City, Taguig City 1634.

b. The approximate date on which the information statement and proxy form ("ASHM materials") will be sent to all shareholders is on 13 June 2023. Stockholders will receive the ASHM materials personally, by mail (by physical or electronic transmission). Further, stockholders will also have access to the ASHM materials via the SLAMCI website.

Item 2. Dissenter's Right of Appraisal. The Revised Corporation Code of the Philippines, specifically its Sections 80 to 85 of Title X, gives a dissenting shareholder or a shareholder who votes against certain corporate actions specified by law, the right to demand payment of the fair market value of his/her shares, commonly referred to as Appraisal Right. There is no matter or item to be submitted to a vote or acted upon in the annual shareholders' meeting of the Company which falls under the instances provided by law when dissenting shareholders can exercise their Appraisal Right.

Item 3. Interest of Certain Persons in or Opposition to Matters to be Acted Upon

a. No current director or officer of the Company, or nominee for election as directors of the Company or any associate thereof, has any substantial interest, direct or indirect, by security holdings or otherwise, in any matter to be acted upon other than election to office.

b. No director has informed the Company in writing that he intends to oppose any action to be taken by the Company at the meeting.

B. CONTROL AND COMPENSATION INFORMATION

Item 4. Voting Securities and Principal Holders Thereof

a. The Company has 5,999,679 outstanding common shares as of 31 May 2023. Each common share shall be entitled to one (1) vote with respect to all matters to be taken up during the annual shareholders' meeting.

b. The record date for determining shareholders entitled to notice of and to vote during the annual shareholders' meeting is **30 April 2023**.

c. In the forthcoming annual shareholders' meeting, shareholders shall be entitled to elect five (5) members to the Board of Directors. Each shareholder may vote such number of shares for as many as five (5) persons he may choose to be elected from the list of nominees, or he may cumulate said shares and give one (1) candidate as many votes as the number of his shares multiplied by five (5) shall equal, or he may distribute them on the same principle among as many candidates as he shall see fit, provided that the total number of votes cast by him shall not exceed the number of shares owned by him multiplied by five (5).

d. Security Ownership of Certain Beneficial Owners and Management

1. Security Ownership of Certain Beneficial Owners. Holders of more than 5%, if any, are included in the list of the Top 20 Shareholders, which is submitted to the SEC through a confidential disclosure.

On 14 September 2016, SEC en banc approved the confidential treatment of the list of Top 20 shareholders of the Sun Life Prosperity Funds, including its the 5% and 10% beneficial owners. This is to protect the investors' privacy, which is a privilege they enjoy when they invest in other shared investment vehicles, such as unit investment trust funds, and when they invest in bank deposits.

2. Security Ownership of Management as of 31 May 2023 follows:

Title of Class	Name of Beneficial Owner	Number of Shares ¹	Nature of Ownership	Citizenship	Percent of Class
Common	Benedicto C. Sison	1	Beneficial (B) and Record (R)	Filipino and American	0.00%
Common	Valerie N. Pama	1	B & R	Filipino	0.00%
Common	Aleli Angela G. Quirino	1	B & R	Filipino	0.00%
Common	Cesar Luis F. Bate	1	B & R	Filipino	0.00%
Common	Cielito F. Habito	1	B & R	Filipino	0.00%

The above individual owners can be contacted through the Corporate Secretary of the Company, Atty. Kabigting-Ibero, 6th Floor Sun Life Centre, 5th Avenue cor Rizal Drive, Bonifacio Global City, Taguig City 1634.

3. Voting Trust Holders of 5% or More. No holder of 5% or more of the Company's common shares has any voting trust or similar agreement that vest voting rights or other powers to a voting trustee.

4. Changes in Control. There has been no change in control of the Company since the beginning of the last fiscal year.

Item 5. Directors and Executive Officers

Nominees for Independent Directors, Atty. Aleli Angela G. Quirino, Mr. Cesar Luis F. Bate, and Dr. Cielito F. Habito, were nominated by Ms. Valerie N. Pama to the Corporate Governance Committee. Ms. Pama is not related to the said nominees. The Corporate Governance Committee, composed of Dr. Habito as Chairman and Mr. Sison and Mr. Bate as Members, pre-screens and shortlists all candidates nominated to become a member of the Board of Directors in accordance with the qualifications and disqualifications of the regulations named above and in accordance with the procedure outlined in the Company's Manual on Corporate Governance ("Manual").

Except for committee members who are independent directors themselves, none of the members of the Corporate Governance Committee are related to the independent directors.

a. The Company's directors—including independent directors—and executive officers are as follows:

<i><u>Name</u></i>	<i><u>Citizenship</u></i>	<i><u>Position</u></i>	<i><u>Age</u></i>	<i><u>Term of Office</u></i>	<i><u>Period Served</u></i>
Benedicto C. Sison	Filipino and American	Director/Chairman	62	July 2018 – present	5 terms
Valerie N. Pama	Filipino	Director/ President	59	March 2022 – present	1 term
Cesar Luis F. Bate	Filipino	Independent Director	62	November 2021 - present	2 term

¹ Number of shares held in their capacity as Director or Chairperson

Aleli Angela G. Quirino	Filipino	Independent Director	79	July 2018 - present	5 terms
Cielito F. Habito	Filipino	Independent Director	70	April 2019 – present	4 terms
Jeanemar S. Talaman	Filipino	Treasurer	41	September 2022 – present	
Maria Pia A. Urgello	Filipino	Interim Compliance Officer	49	April 2023 – present	
Anna Katrina C. Kabigting-Ibero	Filipino	Corporate Secretary	43	April 2020 – present	3 terms
Frances Ianna S. Canto	Filipino	Assistant Corporate Secretary	34	September 2020 – present	3 terms
Ria V. Mercado	Filipino	Risk Officer	47	2015-present	8 terms

A brief write-up on the business experience of the incumbent directors and executive officers of the Company are as follows:

BENEDICTO C. SISON

Chairman (2018 to present)

Mr. Benedicto C. Sison is the CEO and Country Head of the Sun Life group of companies in the Philippines from 01 July 2018. He is also the President of Sun Life Financial Philippine Holding Company, Inc. (December 2015 to present) and serves as the Director and Chairman of the eighteen Sun Life Prosperity Funds i.e., Sun Life of Canada Prosperity Balanced Fund, Inc., Sun Life of Canada Prosperity Bond Fund, Inc., Sun Life of Canada Prosperity Philippine Equity Fund, Inc., Sun Life Prosperity Dollar Abundance Fund, Inc., Sun Life Prosperity Dollar Advantage Fund, Inc., Sun Life Prosperity Dynamic Fund, Inc., Sun Life Prosperity Philippine Stock Index Fund, Inc., Sun Life Prosperity GS Fund, Inc., Sun Life Prosperity Peso Starter Fund, Inc. (formerly Sun Life Prosperity Money Market Fund, Inc.), Sun Life Prosperity Dollar Wellspring Fund, Inc., Sun Life Prosperity World Voyager Fund, Inc., (September 2015 to present), Sun Life Prosperity Dollar Starter Fund, Inc., Sun Life Prosperity World Equity Index Feeder Fund, Inc. (2017 to present), and Sun Life Prosperity Achiever Fund 2028, Inc., Sun Life Prosperity Achiever Fund 2038, Inc., and Sun Life Prosperity Achiever Fund 2048, Inc. (2018 to present), Sun Life Prosperity Peso Voyager Feeder Fund, Inc. (January 2022) and Sun Life Prosperity World Income Fund, Inc. (August 2022 to present). He is also the Director and Chairman of the Grepalife Funds such as Grepalife Balanced Fund Corporation, Grepalife Dollar Bond Fund Corporation, and Grepalife Fixed Income Fund Corporation (September 2015 to present). He is the Vice President of Sun Life Financial – Philippines Foundation, Inc., (September 2015 to present) where he also served as Trustee (September 2010 to September 2013). He is currently a Senior Advisor to the Board of Trustees of the Philippine Investment Funds Association (PIFA) and Treasurer of the Philippine Life Insurance Association (PLIA).

Prior to his current role, Mr. Sison served as the Chief Strategy and Financial Management Officer of Sun Life of Canada (Philippines), Inc. (April 2015 to 2018). He also served as Chief Financial Officer of Sun Life Financial Asia (November 2012 to March 2015), Director of Sun Life Hong Kong Limited (December 4, 2012 to May 14, 2015), Commissioner of PT. Sun Life Indonesia Services (February 21, 2013 to July 5, 2013) and Commissioner of PT. Sun Life Indonesia (April 19, 2013 to April 23, 2015). He was also the Director/CFO and Treasurer of Sun Life Financial Philippine Holding Company, Inc. (September 2010 to December 2013), CFO and Treasurer of Sun Life Financial Plans, Inc. (September 2010 to December 2013), Director of Great Life Financial Assurance Corporation (July 2012 to September 2013) and Chief Financial Officer and Treasurer of Sun Life Asset Management Company, Inc. (September 2010 to June 2013) and Sun Life of Canada (Philippines), Inc. (September 2010 to October 2012). He also served as the Finance Director – Asia Pacific of Con-Agra International Food Group (September 2006 to August 2010).

He brings to the job a wealth of international finance experience gained primarily from ConAgra Brands, Inc., a multi-billion dollar global consumer products company. He held various positions with increasing responsibility in the areas

of audit, financial control, planning and management in ConAgra's US, India and Asia-Pacific Operations. He was the Finance Director for the Asia Pacific Region, based in China, prior to joining Sun Life. Mr. Sison also worked in the academe as well as in the aerospace, defense and public transit industries in the USA.

Mr. Sison is a Magna Cum Laude graduate of BS Business Administration from the University of the Philippines (1983). He earned his Master's degree in Business Administration, Major in Finance/Accounting (1988) from the Graduate School of Management of the University of California Riverside. He is a Certified Public Accountant (CPA) and is a member of the American Institute of CPAs.

VALERIE N. PAMA

President / Director (March 2022 – present)

Ms. Valerie N. Pama is currently the Chief Asset Management Officer ("CAMO") of Sun Life of Canada (Philippines), Inc. Since November 1, 2019, Ms. Pama, in her capacity as CAMO, has been responsible for the expansion and development of the various initiatives to drive the profitability and growth of Sun Life's overall asset management business providing strategic direction and development of long-term plans and policies.

Ms. Pama is also the Chairman and Director of Grepalife Asset Management Corporation (December 2021 to present). She is the President and Director of eighteen (18) Sun Life Prosperity Funds, i.e. Sun Life of Canada Prosperity Balanced Fund, Inc., Sun Life of Canada Prosperity Philippine Equity Fund, Inc., Sun Life of Canada Prosperity Bond, Inc., Sun Life Prosperity Dollar Advantage Fund, Inc., Sun Life Prosperity Peso Starter Fund, Inc., Sun Life Prosperity Dollar Abundance Fund, Inc., Sun Life Prosperity GS Fund, Inc., Sun Life Prosperity Dynamic Fund, Inc., Sun Life Prosperity Philippine Stock Index Fund, Inc., Sun Life Prosperity Dollar Wellspring Fund, Inc., Sun Life Prosperity World Voyager Fund, Inc., Sun Life Prosperity Dollar Starter Fund, Inc., Sun Life Prosperity World Equity Index Feeder Fund, Inc., Sun Life Prosperity Achiever Fund 2028, Inc., Sun Life Prosperity Achiever Fund 2038, Inc., Sun Life Prosperity Achiever Fund 2048, Inc., Sun Life Prosperity Peso Voyager Feeder Fund, Inc. (March 2022 to present) and Sun Life Prosperity World Income Fund, Inc. (August 2022 to present).

Currently, Ms. Pama is a Trustee and Vice President of Sun Life Financial-Philippines Foundation, Inc. (October 2020 and December 2022, respectively, to present), Member and Trustee of Filipina CEO Circle (2015 and 2018, respectively to present), Member of Management Association of the Philippines (2015 to present), Financial Executives of the Philippines (2013 to present) and Makati Business Club (August 2019 to present).

Ms. Pama was previously the Director and President of Sun Life Investment Management and Trust Corporation (September 2020 to June 2021), responsible for its establishment and preparations for operations. She was a Director and President of Sun Life Asset Management Company, Inc. ("SLAMCI") and Director and/or President of thirteen (13) Sun Life Prosperity Funds (2011 to 2020). She was also a Director and/or President of three (3) Grepalife Funds i.e. Grepalife Dollar Bond Fund Corporation, Grepalife Balanced Fund Corporation (formerly, "Grepalife Bond Fund Corporation"), and Grepalife Fixed Income Fund Corporation (2011 to 2018). Ms. Pama was formerly the President of the Sun Life Prosperity Funds and the Grepalife Funds (2011 to 2013). She was also a Director of BESTSERVE Financial Ltd. (HKG) (2021 to 2022).

She also served as the Chief Operating Officer of SLAMCI (2011 to 2012) before being appointed as its President in 2013. With over seven years as President of SLAMCI, Ms. Pama has made tremendous contributions by leading it into becoming the number one non-bank asset management company. Under her vision and leadership, the company achieved great milestones: growing from three (3) mutual funds to sixteen (16) mutual funds to over Php100 Billion in Assets Under Management, launch of the Sun Life Prosperity Card, expanding the sales force into having the most number of Mutual Fund-licensed advisors in the industry and garnering numerous awards from the Philippine Investment Funds Association (PIFA). Another noteworthy recognition for SLAMCI under her management was being named the best asset management company for the Philippines from Euromoney's 2018 Private Banking and Wealth Management survey.

Ms. Pama is a veteran banker, having been in the industry for 20 years. She started her career with Citibank N.A. in 1990 as a Management Associate, wherein she obtained exposure in various segments of the business, assuming

progressively senior roles over the years. She had worked in treasury/capital markets, loans, equity sales, customer funding sales, brokerage and money market sales. By the time she retired from Citibank N.A. in 2009, Ms. Pama was the President of Citicorp Financial Services and Insurance Brokerage Inc.

Prior to joining Sun Life, Ms. Pama was a Product Development consultant for ING Bank's Investment Management Group.

Ms. Pama was a member of the Board of Trustees of PIFA from 2011 to 2020 and served as its Chairman from 2013 to 2015. This enabled her to represent the mutual fund industry in advocating investor literacy, customer protection and regulatory advancements to government agencies, key market players and the general public.

Ms. Pama is a graduate of the Ateneo de Manila University with a Bachelor of Science degree in Management Engineering. She obtained her Masters in Business Administration in International Business and Finance, with a minor in Business Economics from Katholieke Universiteit Leuven in Belgium. She was awarded With Distinction by the university for her exemplary academic performance on her final year.

ALELI ANGELA G. QUIRINO

Independent Director (2018 to present)

Atty. Aleli Angela G. Quirino is an Independent Director of Sun Life of Canada Prosperity Balanced Fund, Inc. (2009 to present); Sun Life Prosperity Dynamic Fund, Inc.; (2012 to present); Sun Life Prosperity Dollar Starter Fund, Inc. (2017 to present); Sun Life Prosperity GS Fund, Inc.; Sun Life Prosperity Philippine Stock Index Fund, Inc.; Sun Life Prosperity Dollar Wellspring Fund, Inc.; Sun Life Prosperity World Voyager Fund, Inc.; Sun Life Prosperity Achiever Fund 2028, Inc.; Sun Life Prosperity Achiever Fund 2038, Inc.; Sun Life Prosperity Achiever Fund 2048, Inc.; Sun Life Prosperity World Equity Index Feeder Fund, Inc. (2018 to present); and Sun Life Prosperity World Income Fund, Inc. (August 2022 to present). She is also an Independent Director of the Grepalife Dollar Bond Fund Corporation, Grepalife Balanced Fund Corporation, and Grepalife Fixed Income Fund Corporation ("Grepalife Funds") (2011 to present).

Atty. Quirino is currently an Of Counsel of Angara Abello Concepcion Regala & Cruz Law Offices (ACCRA Law). She is the Chairman of First Line Healthcare Diagnostics Center, Inc. (2021 to present). She also serves as Director of ELC Beauty, Inc./Estee Lauder Phils. (2002 to present), among others. She also serves as a Director of Neo Pacific Property Management Corporation (2007 to present). She is the Vice-Chairman (2015 to present) of the Board of Trustees and Past President (2009 to 2015) of the Ateneo de Manila Law Alumni Association, Inc., and is a Trustee and Corporate Secretary of the Assumption College, Inc. (1996 to present). She is an Advisory Council Member of the Intellectual Property Association of the Philippines, Inc. (2012 to present). She is the Trustee-Treasurer (1998 to present) of the Intellectual Property Foundation, Inc. She is also the Past President of the ASEAN Intellectual Property Association (2017 to 2019) and Chairman Emeritus of the ASEAN Philippine Intellectual Property Association, Inc. She is an EXCO member of the Association Internationale de la Propriete Intellectuelle (2004 to present).

Atty. Quirino received her Bachelor of Arts and Bachelor of Science in Education (magna cum laude) from Assumption College and Bachelor of Laws (with honors) from the Ateneo de Manila University.

CIELITO F. HABITO

Independent Director (April 2019 to present)

Dr. Cielito F. Habito is an Independent Director of Sun Life Prosperity GS Fund, Inc.; Sun Life of Canada Prosperity Balanced Fund, Inc.; Sun Life of Canada Prosperity Philippine Equity Fund, Inc.; Sun Life Prosperity Philippine Stock Index Fund, Inc.; Sun Life Prosperity Dollar Abundance Fund, Inc.; Sun Life Prosperity Dollar Advantage Fund, Inc.; Sun Life Prosperity World Voyager Fund, Inc.; and Sun Life Prosperity Achiever Fund 2048, Inc.; (2019 to present); Sun Life of Canada Prosperity Bond Fund, Inc. and Sun Life Prosperity Peso Starter Fund, Inc. (July 2021 to present) and Sun Life Prosperity Peso Voyager Feeder Fund, Inc. (January 2022 to present).

He is a Professor of Economics at the Ateneo de Manila University, where he is also Senior Fellow of the Ateneo Center for Economic Research and Development. He also serves as Chairman of Brain Trust Inc., Operation Compassion Philippines, and the Board of Advisers of the TeaM Energy Center for Bridging Leadership at the Asian Institute of Management; Lead Independent Director of First Gen Corporation; Trustee of the Ramon Magsaysay Award Foundation and the Ramos Peace and Development Foundation; and Member of the Board of Governors of the Management Association of the Philippines, JICA-Philippines Advisory Committee, and the World Bank-Philippines Civil Society Advisory Group.

He had also previously served in the Boards of Manila Water Company, Metropolitan Bank & Trust Company, Metrobank Card Corporation, Frontier Oil Corporation, Mutual Fund Company of the Philippines, One Wealthy Nation (OWN) Fund, Steel Corporation of the Philippines, Philsteel Holdings, Solidbank and Lepanto Consolidated Mining Co.

He served in the Cabinet of former President Fidel V. Ramos throughout his presidency in 1992-1998 as Secretary of Socioeconomic Planning, and Director-General of the National Economic and Development Authority (NEDA). Before joining government, he was Professor and Chairman at the Department of Economics of the University of the Philippines-Los Baños (UPLB). He also worked as Visiting Fellow of the Asian Development Bank Institute in Tokyo, Visiting Professor at the Asian Institute of Management and De La Salle Graduate School of Business, Visiting Research Fellow at the Center for Southeast Asian Studies in Kyoto University, Teaching Fellow at Harvard University and Research Consultant at the World Bank.

Dr. Habito is the recipient of numerous awards including the Presidential Award (2019) and Most Outstanding Alumnus Award (1993) of the UPLB Alumni Association, Philippine Legion of Honor (1998), The Outstanding Young Men (TOYM) of 1991, and the Gawad Lagablab (Outstanding Alumnus Award) of the Philippine Science High School (1991).

He graduated with a Bachelor of Science in Agriculture, Summa cum laude from the University of the Philippines-Los Baños in 1975. He earned a Master of Economics from the University of New England (Australia) in 1978 and Master of Arts in Economics (1981) and Ph.D. in Economics (1984) from Harvard University.

CESAR LUIS F. BATE

Independent Director (November 2021 to present)

Mr. Cesar Luis F. Bate is an Independent Director of ten (10) Sun Life Prosperity Funds namely: Sun Life of Canada Prosperity Bond Fund, Inc., Sun Life Prosperity Dollar Abundance Fund, Inc., Sun Life Prosperity Dollar Advantage Fund, Inc., Sun Life Prosperity Dynamic Fund, Inc., Sun Life of Canada Prosperity Philippine Equity Fund, Inc., Sun Life Prosperity Philippine Stock Index Fund, Inc., Sun Life Prosperity Peso Starter Fund, Inc., Sun Life Prosperity World Voyager Fund, Inc., Sun Life Prosperity Dollar Wellspring Fund, Inc., and Sun Life Prosperity World Equity Index Feeder Fund, Inc.

Currently, Mr. Bate is the Managing Director of LMN Advisors/Partners Inc. ("LMN"). He established the consultancy firm LMN in October 2006 after being a stockbroker for 20 years. Prior to LMN, Mr. Bate was head of the Philippine operations of Macquarie Securities Philippines from 2004 to 2006. From 1995 to 2004, he was President of Dutch-owned ING Securities Philippines which was the country's largest stock brokerage house for years under his ten-year tenure. Mr. Bate started his career as a stockbroker with the local house A&A Securities in 1987 and joined British-owned Baring Securities as Head of Philippine sales in 1992.

Mr. Bate is the President of the Celisons Property Co. Inc. (2018 to present), an Independent Director of RM Commercial REIT, Inc. (2021 to present) and Director of Acacia Lane, Inc. (1980 to present). He was also a Member of the Board of Trustees of Jose Rizal University (2007 to 2016).

Mr. Bate graduated with a Bachelor of Science in Management Engineering from Ateneo de Manila University in 1983.

JEANEMAR S. TALAMAN

Treasurer (September 2022 to present)

Ms. Jeanemar S. Talaman is the Treasurer of Sun Life Prosperity Funds. She was the Treasurer and Head of Finance of Sun Life Investment Management and Trust Corporation (SLIMTC) (2020 to 2022). In that role, she was responsible for the overall finance function of the Company which covers Accounting, Financial Reporting, Internal Controls and Capital Management among others.

Prior to joining SLIMTC, Ms. Talaman was the Financial Accounting and Reporting Manager of Sun Life Philippines where she handled financial reporting requirements of the Sun Life Asset Management Company, Inc. (SLAMCI), Sun Life Prosperity Funds (Funds managed by SLAMCI), Sun Life Grepa Financial, Inc. and Sun Life Financial Philippine Holding Company, Inc. Concurrent to her role as Financial Reporting Manager, Ms. Talaman was also the Finance System Administration Manager responsible for ensuring the security and efficiency of finance system applications for all Sun Life Philippine entities. She has held various roles in Finance, including, Manager of Financial Planning and Analysis (May 2014 to July 2015), Manager, Accounts Reconciliation (June 2012 to April 2014) and she has been instrumental in setting up the Accounts Reconciliation team of Sun Life Malaysia in 2013. Ms. Talaman has more than 15 years of extensive experience in asset management industry, financial reporting for insurance business, taxation and regulatory reporting, treasury operations, project management, financial planning and management reporting.

Ms. Talaman is a Certified Public Accountant and a member of the Philippine Institute of Certified Public Accountants. She earned her Bachelor of Science in Accountancy degree from the University of San Agustin (Iloilo City) with academic distinction. She had satisfactorily completed the one-year course on Trust Operations and Investment Management from the Trust Institute Foundation of the Philippines.

MARIA PIA A. URGELLO

Interim Compliance Officer; Interim Money Laundering Reporting Officer; Interim Data Protection Officer
(11 April 2023 to present)

Atty. Maria Pia A. Urgello, 49 years old, is the Interim Compliance Officer of Sun Life of Canada (Philippines), Inc.; Sun Life Grepa Financial, Inc. Sun Life Financial Plans, Inc.; Sun Life Financial-Philippines Foundation, Inc.; Grepalife Asset Management Corporation; the three Grepalife Mutual Funds i.e., Grepalife Balanced Fund Corporation, Grepalife Dollar Bond Fund Corporation and Grepalife Fixed Income Fund Corporation; Sun Life Asset Management Company, Inc.; and the eighteen (18) Sun Life Prosperity Funds (i.e., Sun Life of Canada Prosperity Balanced Fund, Inc., Sun Life of Canada Prosperity Bond Fund, Inc., Sun Life of Canada Prosperity Philippine Equity Fund, Inc., Sun Life Prosperity Dollar Abundance Fund, Inc., Sun Life Prosperity Dollar Advantage Fund, Inc., Sun Life Prosperity Dollar Starter Fund, Inc., Sun Life Prosperity GS Fund, Inc., Sun Life Prosperity Peso Starter Fund, Inc., Sun Life Prosperity Dynamic Fund, Inc., Sun Life Prosperity Philippine Stock Index Fund, Inc., Sun Life Prosperity Dollar Wellspring Fund, Inc., Sun Life Prosperity World Voyager Fund, Inc., Sun Life Prosperity World Equity Index Feeder Fund, Inc., Sun Life Prosperity Achiever Fund 2028, Inc., Sun Life Prosperity Achiever Fund 2038, Inc., Sun Life Prosperity Achiever Fund 2048, Inc., Sun Life Prosperity Peso Voyager Feeder Fund, Inc., and Sun Life Prosperity World Income Fund, Inc.) (collectively, "Sun Life Philippines").

Atty. Urgello has served as the Deputy Business Unit Compliance Officer of Sun Life Philippines for the last 5 years (16 April 2018 to present).

ANNA KATRINA C. KABIGTING-IBERO

Corporate Secretary (April 2020 to present)

Atty. Anna Katrina C. Kabigting-Ibero is the Corporate Secretary of the eighteen Sun Life Prosperity Funds i.e., Sun Life of Canada Prosperity Balanced Fund, Inc., Sun Life of Canada Prosperity Bond Fund, Inc., Sun Life of Canada Prosperity Philippine Equity Fund, Inc., Sun Life Prosperity Dollar Abundance Fund, Inc., Sun Life Prosperity Dollar Advantage Fund, Inc., Sun Life Prosperity Dollar Starter Fund, Inc., Sun Life Prosperity Dynamic Fund, Inc., Sun Life Prosperity Philippine Stock Index Fund, Inc., Sun Life Prosperity GS Fund, Inc., Sun Life Prosperity Peso Starter Fund, Inc. (formerly Sun Life Prosperity Money Market Fund, Inc.), Sun Life Prosperity Dollar Wellspring Fund, Inc., Sun Life Prosperity World Voyager Fund, Inc., Sun Life Prosperity World Equity Index Feeder Fund, Inc., Sun Life Prosperity Achiever Fund 2048,

Inc., Sun Life Prosperity Achiever Fund 2038, Inc., Sun Life Prosperity Achiever Fund 2028, Inc., (April 2020 to present), Sun Life Prosperity Peso Voyager Feeder Fund, Inc. (January 2022 to present), Sun Life Prosperity World Income Fund, Inc. (August 2022 to present).

Atty. Ibero is also the Corporate Secretary of Sun Life of Canada (Philippines), Inc., Sun Life Asset Management Company, Inc., Sun Life Financial Plans, Inc., Sun Life Financial Philippine Holding Company, Inc., Sun Life Financial – Philippines Foundation, Inc., Grepalife Asset Management Corporation, and the three Grepalife Mutual Funds i.e., Grepalife Balanced Fund Corporation, Grepalife Dollar Bond Fund Corporation and Grepalife Fixed Income Fund Corporation, (April 2020 to present), Sun Life Investment Management and Trust Corporation (September 2020 to present), and Assistant Corporate Secretary of Sun Life Grepa Financial, Inc. (April 2020 to present).

Prior to joining Sun Life in 2014, Atty. Ibero worked as an Associate Lawyer at the David Cui-David Buenaventura and Ang Law Offices (2006 to 2010). She later joined the Bank of the Philippine Islands as Legal and Compliance Officer of the Bank's Asset Management and Trust Group (2010 to 2014).

Atty. Ibero received her Bachelor of Arts Major in Legal Management (2000) and Bachelor of Laws (2005) from the University of Santo Tomas. She was called to the Bar in 2006.

FRANCES IANNA S. CANTO

Assistant Corporate Secretary (September 2020 to present)

Atty. Frances Ianna S. Canto is the Assistant Corporate Secretary of the eighteen Sun Life Prosperity Funds i.e., Sun Life of Canada Prosperity Balanced Fund, Inc., Sun Life of Canada Prosperity Bond Fund, Inc., Sun Life of Canada Prosperity Philippine Equity Fund, Inc., Sun Life Prosperity Dollar Abundance Fund, Inc., Sun Life Prosperity Dollar Advantage Fund, Inc., Sun Life Prosperity Dollar Starter Fund, Inc., Sun Life Prosperity Dynamic Fund, Inc., Sun Life Prosperity Philippine Stock Index Fund, Inc., Sun Life Prosperity GS Fund, Inc., Sun Life Prosperity Peso Starter Fund, Inc. (formerly Sun Life Prosperity Money Market Fund, Inc.), Sun Life Prosperity Dollar Wellspring Fund, Inc., Sun Life Prosperity World Voyager Fund, Inc., Sun Life Prosperity Achiever Fund 2048, Inc., Sun Life Prosperity Achiever Fund 2038, Inc., Sun Life Prosperity Achiever Fund 2028, Inc., Sun Life Prosperity World Equity Index Feeder Fund, Inc., and Sun Life Prosperity Peso Voyager Feeder Fund, Inc. (January 2022 to present), Sun Life Prosperity World Income Fund, Inc. (August 2022 to present). She is also the Assistant Corporate Secretary of Sun Life Asset Management Company, Inc. and Sun Life Investment Management and Trust Corporation (September 2020 – present), and Sun Life of Canada (Philippines), Inc. and Sun Life Financial Philippines Foundation, Inc. (September 2022 to present).

Prior to joining Sun Life in May 2020, Atty. Canto worked as a Legal and Compliance Officer of Manulife Philippines (March 2017), where she also served as Assistant Corporate Secretary and Alternate Data Protection Officer. Before joining Manulife, Atty. Canto briefly worked as a consultant with the Office of the Secretary of the Climate Change Commission and prior to that, as an Associate Lawyer at the Medialdea Ata Bello and Suarez Law Office (2013-2016).

Atty. Canto received her Juris Doctor degree from the Ateneo de Manila University. She was admitted to the Bar in May 2014.

RIA V. MERCADO

Risk Officer (2015-present)

Ms. Ria V. Mercado has been the Head of Risk Management of Sun Life Philippines since 2015. She is also the Risk Officer of the eighteen Sun Life Prosperity Funds i.e., Sun Life of Canada Prosperity Balanced Fund, Inc., Sun Life of Canada Prosperity Bond Fund, Inc., Sun Life of Canada Prosperity Philippine Equity Fund, Inc., Sun Life Prosperity Dollar Abundance Fund, Inc., Sun Life Prosperity Dollar Advantage Fund, Inc., Sun Life Prosperity Dollar Starter Fund, Inc., Sun Life Prosperity Dynamic Fund, Inc., Sun Life Prosperity Philippine Stock Index Fund, Inc., Sun Life Prosperity GS Fund, Inc., Sun Life Prosperity Money Market Fund, Inc., Sun Life Prosperity Dollar Wellspring Fund, Inc., Sun Life Prosperity World Voyager Fund, Inc., Sun Life Prosperity World Equity Index Feeder Fund, Inc., Sun Life Prosperity Achiever Fund 2028, Inc., Sun Life Prosperity Achiever Fund 2038, Inc., Sun Life Prosperity Achiever Fund 2048, Inc., (2015 to

present), Sun Life Prosperity Peso Voyager Feeder Fund, Inc. (January 2022 to present), Sun Life Prosperity World Income Fund, Inc. (August 2022 to present) and the three Grepalife Mutual Funds i.e., Grepalife Balanced Fund Corporation, Grepalife Dollar Bond Fund Corporation and Grepalife Fixed Income Fund Corporation, (July 2019 to present). She is also the Risk Officer of Sun Life Asset Management Company, Inc., Grepalife Asset Management Corporation, Sun Life of Canada (Philippines), Inc., Sun Life Grepa Financial, Inc. (July 2015 to present) and Sun Life Financial – Philippines Foundation, Inc. (December 2019 to present).

Prior to joining Sun Life in 2015, she was with Deutsche Knowledge Services (DKS), where she was Debt and Client Risk & Control Lead. In this capacity, she was responsible for risk and control initiatives and for proactively identifying and mitigating operations risks through quality assurance initiatives. Prior to DKS, she was with Standard Chartered Bank where she rose from Graduate Associate to AVP – Unit Operational Risk Manager.

Ms. Mercado holds a Master in Business Management degree from the Asian Institute of Management. She is a BS Business Administration graduate of the University of the Philippines (Diliman).

1. **Independent Directors.** Nominees for Independent Directors were nominated by Management to the Corporate Governance Committee. The nomination is in accordance with the guidelines and requirements set in the Securities and Exchange Commission (SEC) Memorandum Circular Nos. 24 (s. 2019) and 16 (s. 2002) and SRC Rule 38. Qualifications of Directors as enumerated in said circulars are strictly followed.

2. **Nomination Process.** The Corporate Governance Committee, composed of Dr. Habito as Chairman and Mr. Sison and Mr. Bate as Members, pre-screens and shortlists all candidates nominated to become a member of the Board of Directors in accordance with the qualifications and disqualifications of the regulations named above and in accordance with the procedure outlined in the Company's Manual on Corporate Governance ("Manual").

Except for committee members who are independent directors themselves, none of the members of the Corporate Governance Committee are related to the independent directors. The following Final List of Candidates to the 2023 Board of Directors has been approved:

- 2.1 Mr. Benedicto C. Sison
- 2.2 Ms. Valerie N. Pama
- 2.3 Atty. Aleli Angeli G. Quirino
- 2.4 Mr. Cesar Luis F. Bate
- 2.5 Dr. Cielito F. Habito

Unless marked otherwise, proxies received will be voted for the election of each of the nominees stated in the proxy form.

b. **Incorporators.** The incorporators of the Company are: Rizalina G. Mantaring, Ma. Karenina M. Casas, Valerie N. Pama, Oscar M. Orbos, and Melito S. Salazar, Jr.

c. **Significant Employees.** The Company has no significant employees.

d. **Family Relationships.** There are no family relationships up to the fourth civil degree either by consanguinity or affinity among directors, executive officers, or persons nominated by the Company to become its directors or executive officers.

e. **Involvement in Certain Legal Proceedings.** None of the directors or persons nominated to become directors or executive officers of the Company has been involved during the past five (5) years in any legal proceeding which is material to an evaluation of their ability or integrity to serve as such, including, bankruptcy petition, conviction by final judgment, being subject to any order, judgment or decree, or violation of a securities or commodities law.

f. **Certain Relationships and Related Transactions.** The Company is not involved in any transaction or series of similar transactions, proposed or otherwise, with or involving any of its subsidiaries in which a director, executive

officer, or stockholder owns ten percent (10%) or more of total outstanding shares and members of their immediate family had or is to have a direct or indirect material interest during the last two (2) years.

g. **Parent of the Company.** The Company does not have a parent company.

h. **Disagreement of Directors and Executive Officers.** None of the directors has resigned or declined to stand for re-election to the Board of Directors since the date of the last annual meeting of security holders because of a disagreement with the Company on any matter relating the Company's operations, policies, or practices.

i. **Compliance with Leading Practices on Corporate Governance.** All of the directors and officers of the Company have attended a seminar on corporate governance given by a SEC-accredited provider. They attend a yearly training on Corporate Governance by a reputable provider, including topics global trends and best practices.

The Board reviews and updates its Manual on Corporate Governance at least annually to ensure that it is kept abreast of global leading practices and principles on good corporate governance. On a yearly basis, the Board Directors each accomplishes a Board Effectiveness Questionnaire to evaluate themselves as individual Directors and as a Board, to determine their skills and level of compliance with the Manual, as well as recommend changes to the Manual and Committee charters. This ensures that they remain independent and effective in implementing their respective mandates and discharging their duties and responsibilities. As a result of the recommendations from the Board on how to better improve Corporate Governance, they now hold a confidential meeting to discuss strategy every year.

The Company also has robust and effective risk management policies and procedures in place to identify, mitigate and manage risks arising from the Company's operations. On a yearly basis, the Company's Compliance Officer issues a Certification which confirms that the Company substantially adopted all the provisions in the Manual of Corporate Governance, as prescribed by the SEC. Accounts of deviation, if any, are duly reported by the Compliance Officer, as necessary.

Item 6. Compensation of Directors and Executive Officers

a. **Compensation of Executive Officers.** The executive officers of the Company do not receive any form of compensation from their appointment up to the present.

b. **Compensation of Directors.** The Fund's executive officers and directors who are officers and/or employees of SLOCPI and/or SLAMCI do not receive any form of compensation as such from the time of their appointments up to the present.

The Fund's directors who are not officers and/or employees of SLOCPI and/or SLAMCI (i.e., "Independent Directors") receive a per diem for their attendance at regular or special meetings of the Board at the rate of PHP20,000.00 per meeting per Independent Director (the Fund has three [3] Independent Directors). There are no other forms of compensation which such Independent Directors are entitled to receive for meetings attended, other than said per diem and a retainer's fee not to exceed PHP15,000.00 per quarter. Payment of such retainer's fee shall be shared by the Fund with the other Sun Life Prosperity Funds which the Independent Director also serves, provided that each Independent Director shall receive only a maximum of PHP15,000.00 per quarter from all the Sun Life Prosperity Funds combined. There are no standard arrangements, employment contracts, termination of employment, change-in-control or other arrangements with the directors. Such remuneration to be paid for by the Fund may be adjusted in the future as may be warranted by existing fund levels and other factors.

Total per diem received by the Fund's directors for the year 2022 and 2021 are US\$ 4,615 and US\$ 7,972, respectively.

The Board has four (4) regular quarterly meetings for 2022, including the organizational board meeting after the annual shareholders' meeting. For the four (4) meetings and with three (3) members of the Board who are external directors entitled to receive per diem, the Fund forecasts a total directors' per diem of PHP 240,000 (approximately US\$ 4,300) for the year 2023. The external directors are also forecasted to receive a total of PHP 16,454 (approximately US\$ 294) as retainer's fees for 2023.

c. **Employment Contracts and Termination of Employment and Change-in-Control Arrangements.** Other than that previously stated, there are no other standard or consulting arrangements or any compensatory plan relating to resignation/retirement by which directors and officers are to be compensated.

Item 7. Independent Public Accountants. During the two (2) most recent fiscal years, Navarro Amper and Co./Deloitte Touche Tohmatsu served as the Company's principal accountants and external auditors. The signing partner is Mr. Joeffrey Mark Ferrer, who has served in said capacity since 2020. The same auditors are being recommended for re-election at the scheduled annual shareholders' meeting. Representatives of the said firm are expected to be present at the upcoming annual shareholders' meeting to respond to appropriate questions and to make a statement if they so desire.

In compliance with SRC Rule 68, As amended, the Company intends to change external auditors or audit engagement partners, at least once every five (5) years.

Audit and Audit-Related Fees. For 2022 and 2021, aggregate fees billed for professional services rendered by the external auditor for the audit of the Fund's annual financial statements and services normally provided by external auditors in connection with statutory and regulatory filings amounted to US\$ 2,684 and US\$ 3,213, respectively, inclusive of VAT and out-of-pocket expenses. There were no other payments made to the auditor for any other service, including assurance, tax and related services.

The Company's Audit and Compliance Committee hears the client service plan and service fee proposal presented by the external auditor and recommends such for the approval of the Board of Directors if found acceptable. Said Committee is composed of the following: Atty. Quirino as Chairman and Dr Habito and Mr. Bate as Members.

Item 8. Compensation Plans. No action is to be taken with respect to any plan pursuant to which cash or non-cash compensation may be paid or distributed to its directors or employees.

C. ISSUANCE AND EXCHANGE OF SECURITIES

Item 9. Authorization or Issuance of Securities Other than for Exchange. No action is to be taken with respect to the authorization or issuance of any securities otherwise than for exchange for outstanding securities of the Company.

Item 10. Modification or Exchange of Securities. No action is to be taken with respect to the modification of any class of securities of the Company, or the issuance or authorization for issuance of one class of securities of the Company in exchange for outstanding securities of another class.

Item 11. Financial and Other Information. No actions to be taken with respect to Items 9 or 10. Report on Management's Discussion is attached as part of the annexes to SEC Form Definitive 20-IS.

Item 12. Mergers, Consolidations, Acquisitions and Similar Matters. No action is to be taken with respect to any transactions involving the: 1. merger or acquisition of the Company into or with any other person or any other person into or with the Company; 2. acquisition of the Company or any of its security holders of securities of another person; 3. acquisition by the Company of any other going business or of the assets thereof; 4. sale or other transfer of all or any substantial part of the assets of the Company; or 5. liquidation or dissolution of the Company.

Item 13. Acquisition or Disposition of Property. No action is to be taken with respect to the acquisition or disposition of any property.

Item 14. Restatement of Accounts. No action is to be taken with respect to the restatement of any asset, capital or surplus account of the Company.

D. OTHER MATTERS

Item 15. Action with Respect to Reports. The minutes of the meeting and related records are available for inspection by any shareholder at the office of the Company during business hours. Management recommends a vote FOR the approval of the minutes of the 2022 Shareholders' Meetings held on 13 July 2022 and 09 September 2022 (continuation). Also submitted for approval is the Annual Report (SEC Form 17A) and the audited Financial Statements for the year ended 31 December 2022

Item 16. Matters Not Required to be Submitted. No action is to be taken with respect to any matter which is not required to be submitted to a vote of security holders.

Item 17. Amendment of Charter, Bylaws, or Other Documents. Management proposes that stockholders approve the following amendments to the Articles of Incorporation and the By-Laws:

1. Article II (Primary Purpose) and Article II, paragraphs 1 (ii) and 6 (Secondary Purpose) of the Articles of Incorporation to align with the Investment Company Act and its Implementing Rules and Regulations. The proposed amendment is as follows:

“SECOND: That the purposes for which ~~said~~ the corporation is formed are:

PRIMARY PURPOSE To issue its own securities and offer them for sale to the public, to offer for sale, sell, or deliver after sale, any security or any interest in a security, whether issued by it or by another person, to invest, reinvest, or trade in securities, or other investment assets as may be allowed by the Investment Company Act and its implementing rules and regulations or any amendments, to purchase, redeem, retire, or otherwise acquire or attempt to acquire any security, and while the owner thereof, to exercise all the voting rights and incidents or ownership, including the right to vote the same and to receive, collect, and dispose of the interests, dividends, and income therefrom, to do any and all things which may be useful in connection with or incidental to the conduct of such business, and generally to carry on the business of an open-end investment company in all the elements and details thereof.

SECONDARY PURPOSES

1. To exercise in respect of all shares of stock and/or other securities from time to time owned and held by and for its account xx and to do any and all acts xxx including without limiting the generality of the foregoing, the power (i) xxx (ii) ~~to acquire or become interested in any such securities by underwriting, syndicate participation or otherwise;~~

6. Subject to the borrowing limitations set forth in the Implementing Rules and Regulations of the Investment Company Act, to borrow or raise money from not more than nineteen lenders, including its stockholders, necessary to meet the financial requirements of the corporation by the issuance of bonds, promissory notes, and other evidences of indebtedness, and to secure the repayment thereof by mortgage, pledge, deed of trust or lien upon the properties of the corporation, or to issue, pursuant to law, shares of the capital stock, debentures, bonds, warrants, notes, or other evidences of indebtedness in payment for the properties acquired by the corporation or for money borrowed in the prosecution of its business.”

2. Article II paragraphs 8 (Secondary Purpose) of the Articles of Incorporation to clarify the wording. The proposed amendment is as follows:

“8. To carry on any other lawful ~~activities business~~ whatsoever which may seem to the corporation capable of being carried on in connection with the foregoing purposes and powers, or calculated directly or indirectly to promote the interest of the corporation or to enhance the value of its properties, and to have, enjoy, and exercise all the rights, powers, and privileges which are now or which may hereafter be conferred upon similar corporations organized under the laws of the Republic of the Philippines.”

3. Article II, paragraph 9 (Secondary Purpose) of the Articles of Incorporation to revise “Corporation Law” to “Revised Corporation Code.” The proposed amendment is as follows:

“9. The foregoing clauses shall each be construed as purposes and powers and the matters expressed in each clause or any part of any clause shall in no wise be limited by reference to or inference from any other clause or any other part of the same clause shall be regarded as independent purposes and powers, and the enumeration of specific purposes and powers shall not be construed to limit or restrict in any manner the meaning of the general purposes and powers of the corporation nor shall the expression of one thing be deemed to exclude another, although it be of like nature, not expressed. Likewise, the purposes and powers specified herein shall not be regarded in any manner as a limitation of the powers granted or allowed to and exercisable by this corporation under the Corporation Law Revised Corporation Code and other statutes of the Republic of the Philippines.”

4. Article VI of the Articles of Incorporation to increase the number of directors to six. The proposed amendment is as follows:

“SIXTH: That the number of directors of said Corporation shall be ~~six (6)~~ five (5), and the names, nationalities, and residence of the directors of the corporation who are to serve until their successors are elected and qualified as provided by the By-Laws, are as follows: xxx”

5. Article VII of the Articles of Incorporation to align the conditions for the redemption of shares by a shareholder with the Investment Company Act, its Implementing Rules and Regulations, and other applicable issuance of the Securities and Exchange Commission. The proposed amendment is as follows:

“SEVENTH: (a) That the capital stock of said corporation is SIX MILLION PESOS (Php6,000,000.00), Philippine Currency, and said capital stock is divided into 6,000,000 shares of the par value of One Peso (PhP 1.00) per share.

(b) That the holder of any share of stock of the Corporation upon its presentation to the Corporation or to any of its duly authorized representatives, is entitled to receive by way of redemption approximately his proportionate share of the Corporation's current net assets or the cash equivalent thereof, i.e. the current net asset value, subject to existing laws and the By-Laws of the Corporation only for the grounds allowed under Rule 10.4 of the Investment Company Act (ICA) and its Implementing Rules and Regulations (IRR), as amended by Securities and Exchange Commission Memorandum Circular No. 33 series of 2020, and for the period provided under Rule 10.5 of the ICA IRR, as such regulations may be further amended from time to time. ~~Provided, however, that no such redemption may be made unless the remaining unimpaired capital of the Corporation shall be at least P1,000,000.00 or 50% of its outstanding liabilities to the creditors of the Corporation, whichever is higher; Provided, further that redemption may be suspended during any of the periods specified under the By-Laws and under any applicable laws and regulations.~~

(c) To contract the advisory services of an asset management company to execute any and all of the objectives of the corporation. To ensure that whenever the Corporation initiates a change in the asset management company providing the advisory services, shareholders will have the right to redeem within 7 days their shares free of any fees and/or charges during a period of 45 (Forty-Five) days after the change in asset management company is effected ~~at least at the net asset value prevailing on the day in which the new asset management company takes over the management of the fund.~~ computed in accordance with the Investment Company Act and its Implementing Rules and Regulations, as may be amended from time to time, other applicable issuances of the Securities and Exchange Commission, and other applicable laws and regulations.

(d) No stockholder shall, because of his ownership of stock, have a preemptive or other right to purchase, subscribe for, or take any part of any stock or any other securities convertible into or carrying options or warrants to purchase stock of the Corporation. Any part of such stock or other securities may at any time be issued, auctioned for sale, and sold or disposed of by the Corporation pursuant to resolution of its Board of Directors, to such persons and upon such terms as may so such Board seem proper, without first offering such stock or securities or any part thereof to existing stockholders.”

6. Article VIII of the Articles of Incorporation to add a description of the features of the Company's shares. The proposed amendment is as follows:

"EIGHT: That the amount of said capital stock which has been actually subscribed is One Million Five Hundred Thousand Pesos (Php 1,500,000.00) and the following persons have subscribed for the number of shares and amount of capital stock set after their respective names:

NAME	NATIONALITY	NO. OF SHARES SUBSCRIBED	AMOUNT SUBSCRIBED
Sun Life Asset Management Company, Inc.	Filipino	1,499,995	Php 1,499,995
Rizalina G. Mantaring	Filipino	1	1
Ma . Karenina M. Casas	Filipino	1	1
Valerie N. Pama	Filipino	1	1
Oscar M. Orbos	Filipino	1	1
Melito S. Salazar, Jr.	Filipino	1	1
Total		1,500,000	Php 1,500,000

FEATURES OF THE SHARES:

Common – Voting – with Par Value – Redeemable

The pre-emptive right of all stockholders to all issues or disposition of shares in proportion to their respective shareholdings shall be denied."

7. Article I, Section 1 (Annual Meetings) of the By-Laws to change the schedule of holding the Annual Meeting. The proposed amendment is as follows:

"SECTION 1. Annual Meetings. – The annual meeting of the stockholders shall be held at the principal office of the Corporation, or via remote communication, every ~~second week of July~~ ~~fourth Wednesday of June~~ of each year or on such other date as the board of directors may determine, unless such day is a legal holiday, in which case it shall be held on the next business day following."

8. Article I, Section 6 (Voting) of the By-Laws to align the proxy requirement with the Revised Corporation Code. The proposed amendment is as follows:

"SECTION 6. Voting. - At every stockholders' meeting, every stockholder entitled to vote shall be entitled to one vote for each share of stock registered in his name in the books of the corporation; provided, however, that in the case of the election of directors, every stockholder entitled to vote shall be entitled to cast his vote, this option, in accordance with the provisions of the Corporation Code. Every stockholder entitled to vote may vote personally, by remote communication or in absentia, or by proxy. Proxies shall be in writing, signed and filed, by the stockholder and received by the Corporate Secretary within a reasonable time before the schedule meeting. ~~The instrument authorizing a proxy to act shall be exhibited to the secretary of the corporation, and shall be lodged with the said secretary if so required. The proxy instrument shall have the same legal effect or validity, regardless of whether it is accomplished, transmitted, recorded, processed, or stored as a physical or electronic document.."~~

Xxx"

9. Article II, Section 2 (Meetings) of the By-Laws is being reworded for clarity. The proposed amendment is as follows:

"SECTION 2. Meetings. – The board shall hold meetings when necessary, upon call of the Chairman of the board or upon request of at least three of its members. Notice of the meeting shall be mailed to each director at his last known address, or delivered to him personally, or left at his office, or transmitted by fax, telephone or electronically at least two (2) days prior the meeting ~~and in the case of members of the board residing abroad, notice of the meeting shall be given by fax or e-mail.~~ The notice shall specify the date, hours, and place of the meeting.

Xxx"

10. Article II, Section 4 (Compensation) of the By-Laws to ensure that director compensation is granted by the stockholders. The proposed amendment is as follows:

"SECTION 4. Compensation. – For each attendance at any meeting of the board, a member of the board is entitled to a fee in such amount ~~as may be determined by the board,~~ which shall take the industry practice into consideration. The Director/s shall not participate in the determination of their own per diems or compensation."

11. Article VI, Section 2 of the By-Laws, on Distribution Contracts to clean up the section. The proposed amendment is as follows:

"SECTION 2. Distribution Contract. – (a) The board of directors may, at any time and from time to time, contract with any or more than one corporation or firm, appointing it or them as the distributor(s) or underwriter(s) for the securities issued by the Corporation in a manner not to contravene the applicable laws and regulations. If deemed beneficial to the Corporation by the board of directors and subject to applicable laws and regulations, such distribution contract and the management contract referred to in Section 1 of this Article VI may be entered into with any one Corporation or firm. Any outsourcing or delegation of the fund distributor duties shall be subject to compliance with the requirements of the Implementing Rules and Regulations (IRR) of the Investment Company Act (ICA), as may be amended from time to time.

(b) Except where allowed by the applicable laws or regulations, the Corporation shall not issue or sell any of the shares of stock of the Corporation, before paying any taxes in connection with such issue or sale, less than the net asset value thereof determined and in effect at the time when the sale or contract of sale is made.

~~No shares of its stock shall be sold by the Corporation during any period when the Philippine Stock Exchange is closed, except to a distributor under a contract or arrangement as aforesaid to cover sales made by the distributor prior to the closing, at the net asset value computed in accordance with the Investment Company Act and its Implementing Rules and Regulations, as may be amended from time to time, other applicable issuances of the Securities and Exchange Commission, and other applicable laws and regulations."~~

Item 18. Other Proposed Action. Aside from the foregoing, there is no other proposed action.

Item 19. Voting Procedures. All elections and all questions, except as otherwise provided by law, shall be decided by the plurality vote of the shareholders present in person or by proxy; provided that a quorum (10% of the voting stock) is present. In case of election of directors, a majority vote (50% of the voting stock + 1) is required.

The right to vote of investors as of the Record Date may be exercised in person, through proxy, or so when so authorized in the By-laws or when approved by the majority of the Board of Directors, through remote communication or in absentia. The Fund will accept proxy votes from its stockholders by emailing SunLifeFunds@sunlife.com until Saturday, 01 July 2023 (at least 10days prior to the ASHM). The same shall be remotely validated by the Fund before the close of business hours on or before 06 July 2023 (at least 5 days prior to the ASHM). Investors who will decide to attend the ASHM via Zoom may also exercise their right to vote in absentia via the Zoom poll functionality available during the conduct of the ASHM. Client identification may be verified during the pre-registration process.

Thereafter, the Corporate Secretary will proceed to count and tabulate the votes casted via remote communication or in absentia, and those who voted through proxy.

PART II. INFORMATION REQUIRED IN A PROXY FORM

Item 1. Identification. The solicitation of proxies is made for and on behalf of Ms. Pama, President of the Company, and the proxy given will be voted in accordance with the authority contained therein. Atty. Anna Katrina C. Kabigting-Ibero, Corporate Secretary, will cast the votes in case of her absence.

Item 2. Instruction. Proxy forms attached to the notice of the annual shareholders' meeting appoint Ms. Pama, President of the Company, to represent and vote all shares registered in the name of the shareholder. The following need to be indicated by the shareholder on the form: a. Date and place the form was signed; b. Shareholder's complete name; and c. Signature.

Upon receipt of a duly completed proxy form through courier, regular mail, fax, or email (sent using the shareholder's registered email address with the Company), the Company will ensure that the forms are in order and that the above requirements have been complied with. Shareholder names and signatures appearing on the proxy form that are irreconcilable against Company records will be considered void.

Should defects be noted on a duly completed proxy form with regard to items (a) and (b) above, the Company has the option to determine ways and means by which the defect could be corrected, in which case the proxy form would be considered valid. Proxy forms not meeting the above requirements would not be counted.

Item 3. Revocability of Proxy. A shareholder giving a proxy has the power to revoke it at any time prior to its exercise by voting in person at the Annual Meeting, by giving written notice to the Corporate Secretary prior to the Annual Meeting, or by giving another proxy with a later date provided it is received by the office of the Corporate Secretary not later than ten (10) days prior to the Annual Meeting.

Item 4. Persons Making the Solicitation.

a. The proxy solicitation is conducted on behalf of the Company by SLAMCI as part of its management services and is to be made through registered mail and courier service. No director of the Company has informed the Company in writing that he intends to oppose any action intended to be taken.

b. Proxies may also be solicited by SLAMCI employees assigned to Investor Services, without additional compensation, personally or by written communication, telephone or other electronic means. **Ms. Marleen Kaye Simbillo** has been designated as the contact person for all inquiries related hereto at contact number (632) 8849-9888, address at 8th Floor Sun Life Centre, 5th Avenue corner Rizal Drive, Bonifacio Global City, Taguig City 1634, and email address marleen.kaye.simbillo@sunlife.com.

c. Likewise, no especially engaged employee or paid solicitors are to be involved in this exercise.

d. The Company will bear the cost of preparing and mailing this proxy statement and other materials furnished to shareholders in connection with the proxy solicitation. The foregoing is estimated to cost about PHP1,000,000.00 for all the Sun Life Prosperity Funds.

Item 5. Interest of Certain Persons in Matters to be Acted Upon. As of 31 March 2023, records show that SLAMCI owns 5.18% of the Company's outstanding capital stock. Mr. Gerald L. Bautista, President of SLAMCI, has the power to vote of the shares or direct the voting of the shares.

SHAREHOLDERS OF RECORD ENTITLED TO NOTICE OF AND VOTE AT THE MEETING SHALL BE FURNISHED WITHOUT CHARGE, A COPY OF THE COMPANY'S ANNUAL REPORT OR SEC FORM 17-A, UPON WRITTEN REQUEST ADDRESSED TO:

SUN LIFE PROSPERITY WORLD VOYAGER FUND, INC.
OFFICE OF THE CORPORATE SECRETARY
6TH FLOOR SUN LIFE CENTRE, 5TH AVENUE COR RIZAL DRIVE
BONIFACIO GLOBAL CITY, TAGUIG CITY 1634

After reasonable inquiry and to the best of my knowledge and belief, I certify that the information set forth in this report is true, complete and correct.

Sun Life Prosperity World Voyager Fund, Inc.
Issuer

A handwritten signature in black ink, appearing to read 'AK Ibero', written in a cursive style.

ATTY. ANNA KATRINA C. KABIGTING-IBERO
Corporate Secretary

Date: 13 June 2023

Annex “A”

ANNEX TO THE AGENDA

Sun Life of Canada Prosperity Bond Fund, Inc.
Sun Life of Canada Prosperity Balanced Fund, Inc.
Sun Life of Canada Prosperity Philippine Equity Fund, Inc.
Sun Life Prosperity Peso Starter Fund, Inc.
Sun Life Prosperity Dollar Advantage Fund, Inc.
Sun Life Prosperity Dollar Abundance Fund, Inc.
Sun Life Prosperity GS Fund, Inc.
Sun Life Prosperity Dynamic Fund, Inc.
Sun Life Prosperity Philippine Stock Index Fund, Inc.
Sun Life Prosperity Dollar Wellspring Fund, Inc.
Sun Life Prosperity World Voyager Fund, Inc.
Sun Life Prosperity Dollar Starter Fund, Inc.

Acts and Proceedings of the Board and Corporate Officers for Confirmation and Ratification of the Stockholders:

1. Election and/or appointment of officers, committee members and representatives to the Philippine Investment Funds Association (PIFA) for 2022 - 2023
2. Confirmation and continuation of the Management Agreement and Distribution Agreement and Transfer Agency Agreement with Sun Life Asset Management Company, Inc. (SLAMCI)
3. Approval of the Revised Money Laundering and Terrorism Financing Prevention Program (MTPP)
4. Approval of the Related Party Transaction Operating Guideline (RPT OG)
5. Approval of the 2022 Audited Financial Statements
6. Approval of Manual on Corporate Governance
7. Approval of Board Level Committee Charters
8. Appointment of Treasurer
9. Appointment of Interim Compliance Officer, Money Laundering Officer, and Data Protection Officer
10. Appointment of Lead Independent Director for 2023
11. Declaration of Stock Dividends¹
12. The joint holding of the Sun Life Prosperity Funds' Annual Stockholders' Meetings on 11 July 2023 through remote communications in accordance with SEC Memorandum No. 6, dated March 12, 2020, using Zoom's Video Conferencing facility. Stockholders of record of the Funds as of 30 April 2023 shall be entitled to notice of and to attend and vote at said meeting.

¹ Sun Life Prosperity Dollar Wellspring Fund

(DRAFT) MINUTES OF THE JOINT ANNUAL STOCKHOLDERS' MEETING

Sun Life of Canada Prosperity Bond Fund, Inc.
Sun Life of Canada Prosperity Balanced Fund, Inc.
Sun Life of Canada Prosperity Philippine Equity Fund, Inc.
Sun Life Prosperity Dollar Abundance Fund, Inc.
Sun Life Prosperity Dollar Advantage Fund, Inc.
Sun Life Prosperity Peso Starter Fund, Inc.
Sun Life Prosperity GS Fund, Inc.
Sun Life Prosperity Dynamic Fund, Inc.
Sun Life Prosperity Philippine Stock Index Fund, Inc.
Sun Life Prosperity Dollar Wellspring Fund, Inc.
Sun Life Prosperity World Voyager Fund, Inc.
Sun Life Prosperity Dollar Starter Fund, Inc.

Held on 13 July 2022 from 2:05 p.m. to 3:36 p.m.
via Zoom Webinar

Total number of shares present and represented: Please see Annex "A"

**Members of the Board
of Directors Present:**

BENEDICTO C. SISON
VALERIE N. PAMA
GERALD L. BAUTISTA
CIELITO F. HABITO*
TERESITA J. HERBOSA*
ALELI ANGELA G. QUIRINO*
OSAR S. REYES*
CESAR LUIS F. BATE*

Also Present:

CANDY S. ESTEBAN
ANNA KATRINA C KABIGTING-IBERO
FRANCES IANNA S. CANTO
NAVARRO AMPER & CO./DELOITTE TOUCHE
TOHMATSU

1. CALL TO ORDER

Mr. Benedicto C. Sison, Chairman, called to order the Joint Annual Stockholders' Meeting of the Sun Life of Canada Prosperity Bond Fund, Inc. ("Bond Fund"), Sun Life of Canada Prosperity Balanced Fund, Inc. ("Balanced Fund"), Sun Life of Canada Prosperity Philippine Equity Fund, Inc. ("Philippine Equity Fund"), Sun Life Prosperity Dollar Advantage Fund, Inc. ("Dollar Advantage Fund"), Sun Life Prosperity Dollar Abundance Fund, Inc. ("Dollar Abundance Fund"), Sun Life Prosperity Dynamic Fund, Inc. ("Dynamic Fund"), Sun Life Prosperity GS Fund, Inc. ("GS Fund"), Sun Life Prosperity Peso Starter Fund, Inc. ("Peso Starter Fund"), Sun Life Prosperity Philippine Stock Index Fund, Inc. ("Philippine Stock Index Fund"), Sun Life Prosperity Dollar Wellspring Fund, Inc. ("Dollar Wellspring Fund"), Sun Life Prosperity World Voyager Fund, Inc. ("World Voyager Fund") and Sun Life Prosperity Dollar Starter Fund, Inc. ("Dollar Starter Fund") which are collectively known as the Sun Life Prosperity Funds (the "Funds"). He thereafter presided over the same. Atty. Frances Ianna S. Canto, Assistant Corporate Secretary, recorded the minutes thereof.

2. PROOF OF NOTICE OF MEETING

Atty. Anna Katrina Kabisig-Ibero, Corporate Secretary, confirmed that the holding of the virtual annual stockholders meeting is in accordance with the requirements set forth by the Securities and Exchange Commission. Likewise, the necessary approvals from the Board of Directors have been obtained and all requirements have been complied with in order to protect the interests of the stockholders.

Thereafter, she certified that the stockholders of record as of 30 April 2022 were duly notified of the meeting. The notices were sent electronically, posted on the Sun Life Asset Management Corporation, Inc. ("SLAMCI") website, and likewise published in newspapers of general circulation

3. CERTIFICATION OF QUORUM

The Corporate Secretary reported the attendance based on the Attendance Sheet as well as the proxies received before the meeting. The attendance is set forth in Annex "A" of the minutes.

4. CHAIRMAN'S ADDRESS

Through a pre-recorded video, Sun Life Prosperity Funds Chairman, Mr. Benedicto C. Sison, welcomed the stockholders to the Sun Life Prosperity Funds' annual meeting.

He reported that for 2021, the Funds had important milestones notwithstanding the challenges during the year. For example, he shared that the World Equity Index Feeder Fund, Peso Starter Fund, and Philippine Equity Fund had impressive returns of 23.78%, 1.44% and 1.78%, respectively. In addition, he reported that WEIFF is expected to hit the Php3billion mark within the first year since its launch. For the Dollar-denominated Funds, Mr. Sison reported that the World Voyager Fund, Dollar Advantage Fund, and Dollar Starter Fund had returns of 10.42%, 6.38%, and 0.68%, respectively. He likewise shared that the Dollar Advantage Fund was recognized by the CFA Society Philippines as the Best Managed Dollar Balanced Fund

Given these achievements, Sun Life Asset Management Company, Inc. (SLAMCI) is eager to come up with more mutual funds for investors and example of which is the Peso Voyager Fund. Mr. Sison also reported that the Funds added BDO Securities and InvestaFinancials as its distributors for the Funds.

In 2021, SLAMCI's Assets Under Management (AUM) reached Php179.5billion, which is a 41% Year-on-Year (YoY) growth. To further strengthen this, it was reported that SLAMCI continues to hold events such as Bright Talks and Market Outlook webinars for investors, and Kapihan sessions for the advisors. SLAMCI also continuously improves its transaction processes such as the Digitally-Enabled Selling forms, Online Payment page, and the mobile application.

Finally, Mr. Sison mentioned that amid the many developments locally and globally, Sun Life remains steadfast as the partner to prosperity to the 189,000 investors of the Funds.

5. REVIEW OF 2021 OPERATIONS

Ms. Candy S. Esteban, (Officer-In-Charge) Treasurer of the Funds, presented a review of the Funds' operations and financial performance in 2021.

6. 2021 FUND PERFORMANCE

The Fund Managers presented a video on the 2021 Fund Performance. After the video presentation, the stockholders were invited to join the Market Outlook Forum which will be held right after the Stockholders' Meeting.

7. ELECTION OF DIRECTORS FOR THE TERM 2022 to 2023

The Corporate Secretary informed the Chairman that the voting procedure and resumes of the nominees for directors have been stated in the SEC Form 20-IS and circulated to the stockholders prior to the annual meeting. The Assistant Corporate Secretary explained that eligible stockholders may cast their votes through the poll function of Zoom. She added that the preliminary results of votes on proxies submitted and validated as of 08 July 2022 shall be provided during the meeting, with the final results being reflected in the minutes of the meeting.

With the affirmative vote of 50% + 1 of the outstanding capital stock, the following were elected as members of the Boards of Directors:

a. *SUN LIFE OF CANADA PROSPERITY BOND FUND, INC.*

- Benedicto C. Sison
- Valerie N. Pama
- Cesar Luis F. Bate (Independent)
- Cielito F. Habito (Independent)
- Teresita J. Herbosa (Independent)

b. *SUN LIFE PROSPERITY PESO STARTER FUND, INC.*

- Benedicto C. Sison
- Valerie N. Pama
- Gerald L. Bautista
- Cesar Luis F. Bate (Independent)
- Cielito F. Habito (Independent)
- Teresita J. Herbosa (Independent)

c. *SUN LIFE PROSPERITY DOLLAR STARTER FUND, INC.*

- Benedicto C. Sison
- Valerie N. Pama
- Teresita J. Herbosa (Independent)
- Aleli Angela G. Quirino (Independent)
- Oscar S. Reyes (Independent)

d. *SUN LIFE PROSPERITY STOCK INDEX FUND, INC.*

- Benedicto C. Sison
- Valerie N. Pama
- Cesar Luis F. Bate (Independent)
- Aleli Angela G. Quirino (Independent)
- Cielito F. Habito (Independent)

The following Funds failed to secure the required number of votes to elect its Boards of Directors for the term 2022-2023:

- a. Sun Life of Canada Prosperity Balanced Fund, Inc.
- b. Sun Life of Canada Prosperity Philippine Equity Fund, Inc.
- c. Sun Life Prosperity Dollar Advantage Fund, Inc.
- d. Sun Life Prosperity Dollar Abundance Fund, Inc.
- e. Sun Life Prosperity Dynamic Fund, Inc.
- f. Sun Life Prosperity GS Fund, Inc.
- g. Sun Life Prosperity Dollar Wellspring Fund, Inc.
- h. Sun Life Prosperity World Voyager Fund, Inc.

The respective resolutions were passed by the Stockholders, as documented through Sun Life Prosperity Funds ASHM Resolution No. 1-2022.

A continuation of the Annual Stockholders' Meeting will be held on 09 September 2022 at 9:00 a.m. via Zoom Conference. In the meantime, the present Board of Directors for the above Funds will continue to serve as such until their successors are elected and duly qualified.

8. APPROVAL OF THE MINUTES OF THE PREVIOUS MEETING

With a majority vote of the stockholders present or represented during the online meeting, the minutes of the meetings held in July 14 and September 10, 2021 were approved, and the same was documented through the issuance of Sun Life Prosperity Funds ASHM Resolution No. 2-2022.

9. CONFIRMATION AND RATIFICATION OF ALL ACTS AND PROCEEDINGS OF THE BOARD AND CORPORATE OFFICERS

With a majority vote of the stockholders present or represented during the online meeting, the resolution to approve the confirmation and ratification of all acts and proceedings of the Board of Directors and Officers of the previous year was approved. The same was documented through the issuance of Sun Life Prosperity Funds ASHM Resolution No. 3-2022.

10. APPOINTMENT OF EXTERNAL AUDITOR

With a majority vote of the stockholders present or represented during the online meeting, the stockholders appointed Navarro Amper and Co./Deloitte Touche Tohmatsu as the Funds' External Auditor for 2022. The same was documented through the issuance of Sun Life Prosperity Funds ASHM Resolution No. 4-2022.

11. OTHER MATTERS

Amendments of the Articles of Incorporation

With the affirmative vote of at least 2/3 of the outstanding capital stock, the following amendments to the Articles of Incorporation of the Peso Starter Fund, Dollar Starter Fund, and Index Funds were **approved**:

- a. Article (Primary Purpose) and Article 2, paragraph 1 (ii), and paragraph 6 (Secondary Purpose) to align with the Investment Company Act and its Implementing Rules and Regulations;
- b. Article 2, paragraph 9 (Secondary Purpose) to change the use of "Corporation Law" to "Revised Corporation Code";
- c. Article 7 in relation to the conditions for the redemption of shares by a shareholder, to align with the Investment Company Act, its Implementing Rules and Regulations, and other applicable issuances of the Securities and Exchange Commission; and
- d. Article 8 in relation to adding a description of the features of the Company's shares.

For the Index Fund, an additional amendment on Article 6 of the Articles of Incorporation to increase the number of directors to six (6) was likewise **approved** by at least 2/3 of its Outstanding Capital Stock.

The same items (a) to (d) above were also submitted to the stockholders of the World Voyager Fund for approval. However, due to the failure to obtain the required affirmative vote of at least 2/3 of the Outstanding Capital Stock, the same were **not approved** for the World Voyager Fund.

In addition, due to the failure to meet the requirement of an affirmative vote of 2/3 of the outstanding capital stock, the agenda to amend Article VI of the Balanced Fund, Dollar Abundance Fund, Dollar Advantage Fund, Philippine Equity Fund, GS Fund, Dynamic Fund, and World Voyager Fund's respective Articles of Incorporation to increase the number of directors to six (6), remain **unapproved**.

Finally, due to the failure to meet the requirement that 2/3 of the outstanding capital stock should be present in person or by proxy, the agenda to amend Article III of the Balanced Fund, Dollar Abundance Fund, and Philippine Equity Fund's respective Articles of Incorporation to amend the date and time of the annual stockholders meeting, remain **unapproved**.

Amendments of the By-Laws

Due to the failure to meet the requirement that majority of the outstanding capital stock should be present in person or by proxy, the agenda to amend Section 1, Article 1 of the By-Laws on the date and time of Annual Stockholders Meeting, and the delegation of power to amend Articles 1, 2, 3, 4 and 6 of the By-Laws of Sun Life of Canada Prosperity Balanced Fund, Inc.'s, remain **unapproved**.

For the Peso Starter Fund, Dollar Starter Fund, and Index Funds, the following amendments to their respective By-Laws were **approved** after obtaining the affirmative vote of a majority of their outstanding capital stock:

- a. of Article I, Sections 1 (Annual Meetings) and 2 (Special Meetings) in relation to allowing the holding of the stockholders' meeting via remote communication; and Section 2 (Special Meetings) to align with the Revised Corporation Code;
- b. Article I, Section 6 (Voting) in relation to the use of remote communication or in absentia in the conduct of regular and special stockholders' meetings and on the manner of voting, in accordance with the Revised Corporation Code;
- c. Article 2, Section 1 (Board of Directors) in relation to the inclusion of the requirement that at least twenty percent (20%) of the Board of Directors must be composed of independent directors;

- d. Article 4, Section 1 (Committees) in relation to complying with applicable rules on the composition of committees, changing or discharging of its members, and filling in vacancies;
- e. Article 4, Section 2 (Advisory Board) in relation to the deletion of the Advisory Board;
- f. Article 6, Section 1 (b) (Management Contracts) to align with the Investment Company Act and its Implementing Rules and Regulations;
- g. Article 6, Section 2 (Distribution Contracts) to align with the Investment Company Act and its Implementing Rules and Regulations;
- h. Article 7, Section 3 (Lost or Destroyed Certificates) in order to refer the applicable section of the Revised Corporation Code;
- i. Article 7, Section 6 (Closing of the Stock and Transfer Book) to align with the period specified in the Revised Corporation Code;
- j. Article 8, Section 1 (Investment Policy) to clarify that the Prospectus is as filed with and approved by the Securities and Exchange Commission;
- k. Article 8, Sections 2 (a) (b) and (c) (Restrictions) to align with the Investment Company Act and its Implementing Rules and Regulations;
- l. Article 9, Section 1 (Net Asset Value) to clarify that the Prospectus is as filed with and approved by the Securities and Exchange Commission;
- m. Article 10, Section 1 (Procedure for Redemption) to align with the grounds for suspension under the Investment Company Act and its Implementing Rules and Regulations;
- n. Article 10, Section 2 (Payment on Redemption) to align with the Investment Company Act and its Implementing Rules and Regulations;
- o. Article 11, Section 1 (Custodian) to align the definition of a Custodian with the definition and qualifications provided by the Investment Company Act and other applicable issuance of the Securities and Exchange Commission;
- p. Article 11, Section 2 (Auxiliary Custodian) to align it with the Investment Company Act and its Implementing Rules and Regulations on outsourcing or delegation of functions of the Custodian;
- q. Article 11, Section 3 (Auditors) to align it with the Investment Company Act and its Implementing Rules and Regulations and the Securities Regulation Code on the qualifications and appointment of an auditor; and
- r. Article 14, Section 1 (Amendments) to align with the applicable provision of the Revised Corporation Code.

However, the above items were **not approved** for the World Voyager Fund.

For the Dollar Starter Fund and Index Fund, the following amendments to their respective By-Laws were **approved** after obtaining the affirmative vote of a majority of their outstanding capital stock.

- a. Article 2, Section 2 (Meetings) to align the period for the notice of meeting of the directors with the Revised Corporation Code;
- b. Article 2, Section 4 (Compensation) to expressly state that directors are prohibited from participating in the determination of their own per diems or compensation; and
- c. Article 2, Section 5 (Vacancy) to align with the Revised Corporation Code on the vacancies in the Board of Directors.

However, the above items were **not approved** for the World Voyager Fund.

The amendments of Article 3 (Sections 1 and 6), in relation to the election of a Compliance Officer as one of the corporate officers, and Article 1 (Section 3), in relation to the sending of notices electronically, of the By-Laws of the Index Fund were likewise **approved** by at least a majority of the Fund's authorized capital stock. However, due to the failure to obtain the required

number of votes, the amendment of Article 3 (Sections 1 and 6) of the By-Laws of the World Voyager Fund was **not approved**.

Finally, the following amendments to By-Laws of the Peso Starter Fund were **approved** after obtaining the affirmative vote of a majority of its outstanding capital stock:

- a. Article 2, Section 2 (Nomination and Review Committee) to include the requirement that the Committee must have at least one (1) member who is an independent director in compliance with the Securities Regulation Code and its Implementing Rules and Regulation;
- b. Article 2, Section 6 (Compensation) to expressly state that directors are prohibited from participating in the determination of their per diems or compensation;
- c. Article 1, Section 3 (Notices) to align the notice period for stockholders' meetings with the issuances of the Securities and Exchange Commission and to allow for the sending of the notices electronically; and
- d. Article 2, Section 7 (Vacancy) to align with the Revised Corporation Code on the vacancies in the Board of Director.

The respective resolutions were passed by the Stockholders, as documented through Sun Life Prosperity Funds ASHM Resolution Nos. 5 to 36-2022.

A continuation of the Annual Stockholders' Meeting will be held on 09 September 2022 at 9:00 a.m. via Zoom Conference to re-submit these matters for the approval of the Stockholders.

12. QUESTIONS FROM THE STOCKHOLDERS

The meeting host chose the four most-asked questions from the stockholders and started with a question on the developments that SLAMCI implemented since the last stockholders' meeting held in 2021. Mr. Sison took the question and replied that at the start of 2021, SLAMCI endeavored to provide the investors with a more pleasant investing journey and launched the Digitally-Enabled Selling Forms and Process. He explained that these forms are fillable/interactive versions of SLAMCI's client forms, which can be digitally accomplished and submitted. With these forms, there is no need for hard copy submissions allowing those based in areas far from Sun Life's major service centers nationwide to invest. Mr. Sison added that SLAMCI launched the Online Payment Page where existing clients can add to their funds through the website. This payment page was further improved with the partnership of SLAMCI with Paynamics. Mr. Sison also mentioned the availability of the US Dollar Funds in SLAMCI's application platform, the partnership with InvestaFinancial and BDO Securities, and the reduction in the required amounts to invest using US Dollars in the Funds.

The second question is how the various local and global events, such as the Russia-Ukraine conflict and inflation, have impacted the Funds' sales. Ms. Candy S. Esteban, OIC Treasurer, answered the questions and shared that the year has indeed been challenging. Despite this however, Ms. Esteban stated that inflows are still being observed in the Peso and Dollar Starter Funds as they provide decent returns comparable or even higher than regular bank deposit products. There was also increased sales for the Equity and Index Funds as long-term investors take advantage of the low PSEi levels to capitalize on the reopening and growth of the local market. She also commented that for long-term investors, now might be a good time to take advantage of the lower prices of equities.

As to the third question on what investors can look forward to from SLAMCI in the coming months/years, Mr. Gerald L. Bautista, SLAMCI President, responded and shared that SLAMCI is

exploring more strategic partnerships with several financial institutions and payment partners to make investing with Sun Life more accessible and convenient. Mr. Bautista also acknowledged that there are pain points in the investing experiencing with SLAMCI and that they are continuously improving its services to elevator the client experience. In terms of products, Mr. Bautista shared that there are several new offerings in the pipeline which includes the Sun Life Prosperity Peso Voyager Feeder Fund using Philippine Pesos, and other income-paying/dividing-paying funds.

Finally, Ms. Valerie N. Pama, the Funds' President, took the question on what investment advice can Sun Life give to its investors given the market conditions. Ms. Pama first asked the investors not to succumb to the initial reaction of panicking and selling one's portfolio. She suggested that instead, investors should remain calm and consult their Sun Life Mutual Fund Advisor for the latter's guidance on the next steps. Reassessing one's risk tolerance before any additional investment or redemption is made is also recommended. For example, if the investor's need has become more immediate and he/she being defensive at this time is best, a shift to the Starter Funds would be good. However, if the investor still requires higher returns and he/she is able to absorb the market volatility, then adding to the equity-laced funds may be based. Ms. Pama also encouraged investors to consider doing asset allocation which is investing in both equity and fixed income funds (both locally and globally) to diversify one's portfolio and minimize volatility. She then invited the stockholders' to attend the Market Outlook Forum with the Fund Managers to discuss in more detail investment advice during this time.

13. ADJOURNMENT

There being no other matter for discussion, upon motion duly made and seconded, the Joint Annual Stockholders' Meeting of the Sun Life Prosperity Funds was adjourned at 3:36 pm.

FRANCES IANNA S. CANTO
Assistant Corporate Secretary

ATTESTED TO BY:

BENEDICTO C. SISON
Chairman
Sun Life Prosperity Funds*

VALERIE N. PAMA
President
Sun Life Prosperity Funds*

GERALD L. BAUTISTA
Director
Peso Starter Fund

ALELI ANGELA G. QUIRINO
Independent Director
Dynamic, GS, Stock Index, Wellspring, World
Voyager, Dollar Starter, and Balanced Funds

CESAR LUIS F. BATE

Independent Director

Bond, Peso Starter, Dynamic, Philippine Equity, Dollar Advantage, Dollar Abundance, Stock Index, Wellspring, Dollar Starter, and World Voyager Funds

CIELITO F. HABITO

Independent Director

Bond, Peso Starter, Dollar Advantage, Dollar Abundance, Philippine Equity, GS, Balanced, Stock Index, Wellspring, and World Voyager Funds

OSCAR S. REYES

Independent Director

Balanced, Philippine Equity, Dollar Advantage, Dollar Abundance, GS, Dynamic, and Dollar Starter Funds

TERESITA J. HERBOSA

Independent Director

Bond and Peso Starter Funds

Annex "A"2022 Joint Annual Stockholders' Meetings
Stockholders Present and Represented, Per Fund

Sun Life Prosperity Fund	Total Shares Subscribed (Outstanding Capital Stock as of 30 April 2022)	Stockholder Attendance (in shares)	Attendance (in percentage) for Quorum Requirement
Bond Fund	1,435,365,466	816,195,774	56.86%
Balanced Fund	2,235,774,928	637,820,298	28.53%
Equity Fund	2,105,109,135	386,854,805	18.38%
Dollar Advantage Fund	7,491,974	1,906,020	25.44%
Peso Starter Fund	19,993,105,145	18,301,270,590	91.54%
Dollar Abundance Fund	3,182,418	595,563	18.71%
GS Fund	90,094,030	13,765,204	15.28%
Dynamic Fund	1,356,571,830	501,389,682	36.96%
Index Fund	3,993,552,480	2,694,515,546	67.47%
Dollar Wellspring Fund	5,834,494	2,845,458	48.77%
World Voyager Fund	5,990,453	2,675,121	44.66%
Dollar Starter Fund	5,936,358	4,026,373	67.83%

**DRAFT MINUTES OF THE CONTINUATION OF THE
JOINT ANNUAL STOCKHOLDERS' MEETING**

**Sun Life of Canada Prosperity Balanced Fund, Inc.
Sun Life of Canada Prosperity Philippine Equity Fund, Inc.
Sun Life Prosperity Dollar Abundance Fund, Inc.
Sun Life Prosperity Dollar Advantage Fund, Inc.
Sun Life Prosperity Dynamic Fund, Inc.
Sun Life Prosperity GS Fund, Inc.
Sun Life Prosperity Dollar Wellspring Fund, Inc.
Sun Life Prosperity World Voyager Fund, Inc.**

Held on 09 September 2022 from 09:00 a.m. to 09:41 a.m.
via Zoom Webinar

Total number of shares present and represented: Please see Annex "A"

**Members of the Board
of Directors Present:**

VALERIE N. PAMA
CIELITO F. HABITO*
TERESITA J. HERBOSA*
ALELI ANGELA G. QUIRINO*
OSCAR S. REYES*
CESAR LUIS F. BATE*

Also Present:

GERALD L. BAUTISTA
EDGAR S. TORDESILLAS
ANNA KATRINA C KABIGTING-IBERO
FRANCES IANNA S. CANTO
DINO S. MACASAET
NICHOLAS R. VELUZ

1. CALL TO ORDER

Ms. Valerie N. Pama, OIC Chairman, called to order the Continuation of the Joint Annual Stockholders' Meeting of the Sun Life of Canada Prosperity Balanced Fund, Inc. ("Balanced Fund"), Sun Life of Canada Prosperity Philippine Equity Fund, Inc. ("Philippine Equity Fund"), Sun Life Prosperity Dollar Advantage Fund, Inc. ("Dollar Advantage Fund"), Sun Life Prosperity Dollar Abundance Fund, Inc. ("Dollar Abundance Fund"), Sun Life Prosperity Dynamic Fund, Inc. ("Dynamic Fund"), Sun Life Prosperity GS Fund, Inc. ("GS Fund"), Sun Life Prosperity Dollar Wellspring Fund, Inc. ("Dollar Wellspring Fund"), and Sun Life Prosperity World Voyager Fund, Inc. ("World Voyager Fund"), which are collectively known as the Sun Life Prosperity Funds (the "Funds"). She thereafter presided over the same. Atty. Frances Ianna Canto, Assistant Corporate Secretary, prepared the minutes thereof.

2. PROOF OF NOTICE OF MEETING

Atty. Anna Katrina C. Kabigting-Ibero, Corporate Secretary, confirmed that the holding of the virtual stockholders meeting is in accordance with the requirements set forth by the Securities and Exchange Commission. Likewise, the necessary approvals from the Board of Directors have been obtained and all requirements have been complied with in order to protect the interests of the stockholders.

She certified that 100% of the stockholders of record as of 30 April 2022 were duly notified of the Joint Annual Stockholders Meeting held last 13 July 2022. For the present continuation meeting, Atty. Ibero informed the Chairperson that additional notices were sent electronically and via SMS.

3. DETERMINATION AND CERTIFICATION OF QUORUM

The Secretary reported the attendance based on the Attendance Sheet as well as the proxies received before the meeting. The attendance is set forth in Annex "A" of the minutes.

4. ELECTION OF DIRECTORS FOR THE TERM 2022 to 2023

The Chairman stated that based on the records of the Corporation, the following Corporations failed to elect a new set of directors during the Joint Annual Stockholders Meeting last 13 July 2022:

- a. Sun Life of Canada Prosperity Balanced Fund, Inc.
- b. Sun Life of Canada Prosperity Philippine Equity Fund, Inc.
- c. Sun Life Prosperity Dollar Advantage Fund, Inc.
- d. Sun Life Prosperity Dollar Abundance Fund, Inc.
- e. Sun Life Prosperity Dynamic Fund, Inc.
- f. Sun Life Prosperity GS Fund, Inc.
- g. Sun Life Prosperity World Voyager Fund, Inc.
- h. Sun Life Prosperity Dollar Wellspring Fund, Inc.

As such, their respective Boards of Directors continue to serve in a holdover capacity.

The Corporate Secretary informed the Chairman that the voting procedure and resumes of the nominees for directors have been stated in the SEC Form 20-IS and circulated to the stockholders prior to the annual meeting. The Assistant Corporate Secretary explained that eligible stockholders may cast their votes through the poll function of Zoom. She added that the preliminary results of votes on proxies submitted and validated as of 08 September 2022, including the votes cast last July, shall be provided during the meeting, with the final results being reflected in the minutes of the meeting.

With the affirmative vote of 50% + 1 of the outstanding capital stock, the following were elected as members of the Boards of Directors:

a. SUN LIFE PROSPERITY DOLLAR WELLSPRING FUND, INC.

- Benedicto C. Sison
- Valerie N. Pama
- Cesar Luis F. Bate*
- Aleli Angela G. Quirino*
- Oscar S. Reyes*

b. SUN LIFE PROSPERITY WORLD VOYAGER FUND, INC.

- Benedicto C. Sison
- Valerie N. Pama
- Cesar Luis F. Bate*
- Aleli Angela G. Quirino*

- Cielito F. Habito*

Meanwhile, the following Funds failed to secure the required number of votes to elect its Boards of Directors for the term 2022-2023 and as such, they will continue to serve as such until their successors are elected and duly qualified in the next Annual Stockholders' Meeting:

- Sun Life of Canada Prosperity Balanced Fund, Inc.
- Sun Life of Canada Prosperity Philippine Equity Fund, Inc.
- Sun Life Prosperity Dollar Advantage Fund, Inc.
- Sun Life Prosperity Dollar Abundance Fund, Inc.
- Sun Life Prosperity Dynamic Fund, Inc. and
- Sun Life Prosperity GS Fund, Inc.

5. OTHER MATTERS

Amendments of the Articles of Incorporation

Due to the failure to meet the requirement that 2/3 of the outstanding capital stock should be present in person or by proxy, the agenda to amend Article VI of the Funds'¹ Articles of Incorporation to increase the number of directors to six (6), remain unapproved.

Likewise, due to the failure to meet the requirement that 2/3 of the outstanding capital stock should be present in person or by proxy, the agenda to amend Article III of the Funds'² Articles of Incorporation to amend the date and time of the annual stockholders meeting, remain unapproved.

The following amendments to the Articles of Incorporation of the World Voyager Fund were also not approved due to failure to obtain the required affirmative vote of at least 2/3 of the Outstanding Capital Stock:

- Amendment of Article II (Primary Purpose) and Article II, paragraph 1 (ii), and paragraph 6 (Secondary Purpose) of the Articles of Incorporation to align with the Investment Company Act and its Implementing Rules and Regulations
- Amendment of Article II, paragraph 9 (Secondary Purpose) of the Articles of Incorporation from the "Corporation Law" to "Revised Corporation Code"
- Amendment of Article VII of the Articles of Incorporation to align the conditions for the redemption of shares by a shareholder with the Investment Company Act, its Implementing Rules and Regulations, and other applicable issuances of the Securities and Exchange Commission
- Amendment of Article VIII of the Articles of Incorporation to add a description of the features of the Company's shares

Amendments of the By-Laws

Due to the failure to meet the requirement that majority of the outstanding capital stock should be present in person or by proxy, the agenda to amend Section 1, Article 1 on the date and time of Annual Stockholders Meeting, and Articles I, II, III, IV, and VI of the By-Laws of Sun Life of

¹ *Balanced Fund, Philippine Equity Fund, Dollar Advantage Fund, Dollar Abundance Fund, Dynamic Fund, GS Fund, World Voyager Fund.*

² *Balanced Fund, Dollar Abundance Fund, and Philippine Equity Fund.*

Canada Prosperity Balanced Fund, Inc.'s on the delegation of power to amend to the Board of Directors, remain unapproved.

For the World Voyager Fund, the following amendments to its By-Laws were approved after obtaining the affirmative vote of a majority of their outstanding capital stock:

- a. Amendment of Article I, Sections 1 (Annual Meetings) and 2 (Special Meetings) of the By-Laws to allow for the holding of the stockholders meeting via remote communication; Section 2 (Special Meetings) to align with the Section 49 of the Revised Corporation Code
- b. Amendment of Article I, Section 6 (Voting) of the By-Laws to provide for the use of remote communication or in absentia in the conduct of regular and special stockholders' meetings and on the manner of voting in accordance with the Revised Corporation Code
- c. Amendment of Article II, Section 1 (Board of Directors) of the By-Laws to include the requirement that at least twenty percent (20%) of the Board of Directors must be composed of independent directors
- d. Amendment of Article IV, Section 1 (Committees) of the By-Laws to ensure compliance with applicable rules on the composition of committees, changing or discharging of its members, and filling in vacancies
- e. Amendment of Article IV, Section 2 (Advisory Board) of the By-Laws on the deletion of the Advisory Board
- f. Amendment of Article VI, Section 1 (b) (Management Contracts) of the By-Laws to align with the Investment Company Act and its Implementing Rules and Regulations
- g. Amendment of Article VI, Section 2 (Distribution Contracts) of the By-Laws to align with the Investment Company Act and its Implementing Rules and Regulations
- h. Amendment of Article VII, Section 3 (Lost or Destroyed Certificates) of the By-Laws to refer to the applicable section of the Revised Corporation Code
- i. Amendment of Article VII, Section 6 (Closing of Transfer Books) of the By-Laws to align with the period specified in the Revised Corporation Code
- j. Amendment of Article VIII, Section 1 (Investment Policy) of the By-Laws to clarify that the Prospectus is as filed with and approved by the Securities and Exchange Commission
- k. Amendment of Article VIII, Sections 2 (a) (b) and (c) (Restrictions) of the By-Laws to align with the Investment Company Act and its Implementing Rules and Regulations
- l. Amendment of Article IX, Section 1 (Net Asset Value) of the By-Laws to clarify that the Prospectus is as filed with and approved by the Securities and Exchange Commission
- m. Amendment of Article X, Section 1 (Procedure for Redemption) of the By-Laws to align with the grounds for suspension under the Investment Company Act and its Implementing Rules and Regulations
- n. Amendment of Article X, Section 2 (Payment on Redemption) of the By-Laws to align with the Investment Company Act and its Implementing Rules and Regulations
- o. Amendment of Article XI, Section 1 (Custodian) of the By-Laws to align the definition of a Custodian with the definition and qualifications provided by the Investment Company Act and other applicable issuance of the Securities and Exchange Commission
- p. Amendment of Article XI, Section 2 (Auxiliary Custodian) of the By-Laws to align it with the Investment Company Act and its Implementing Rules and Regulations on outsourcing or delegation of functions of the Custodian
- q. Amendment of Article XI, Section 3 (Auditors) to align it with the Investment Company Act and its Implementing Rules and Regulations and the Securities Regulation Code on the qualifications and appointment of an auditor

- r. Amendment of Article XIV, Section 1 (Amendments) of the By-Laws to align with the applicable provision of the Revised Corporation Code
- s. Amendment of Article II, Section 2 (Meetings) of the By-Laws to align the period for the notice of meeting of the directors with the Revised Corporation Code
- t. Amendment of Article II, Section 4 (Compensation) of the By-Laws to expressly state that directors are prohibited from participating in the determination of their own per diems or compensation
- u. Amendment of Article II, Section 5 (Vacancy) of the By-Laws to align with the Revised Corporation Code on the vacancies in the Board of Directors
- v. Amendment of Article III, Sections 1 and 6 of the By-Laws in relation to the election of a Compliance Officer as one of the corporate officers

The respective approvals of the above items were made official through the issuance of Sun Life Prosperity Funds ASHM Resolution Nos. 38 to 59.

6. ADJOURNMENT

The Corporate Secretary advised the stockholders present that they may send their questions, comments, clarifications, and suggestions to SunLifeFunds@sunlife.com.

There being no other matter for discussion, upon motion duly made and seconded, the continuation of the Joint Annual Stockholders' Meeting of the Sun Life Prosperity Funds was adjourned at 9:41 a.m.

FRANCES IANNA S. CANTO
Assistant Corporate Secretary

ATTESTED TO BY:

VALERIE N. PAMA
President
Sun Life Prosperity Funds*

ALELI ANGELA G. QUIRINO
Independent Director
Dynamic, GS, Wellspring, World Voyager, and
Balanced Funds

OSCAR S. REYES
Independent Director
Balanced, Philippine Equity, Dollar
Advantage, Dollar Abundance, GS,
Wellspring, and Dynamic Funds

CIELITO F. HABITO
Independent Director
Bond, Dollar Advantage, Dollar Abundance,
Philippine Equity, GS, Balanced, and World
Voyager Funds

CESAR LUIS F. BATE
Independent Director
Bond, Dynamic, Philippine Equity, Dollar
Advantage, Dollar Abundance, Wellspring,
and World Voyager Funds

TERESITA J. HERBOSA
Independent Director
Bond Fund

Annex "A"

Continuation of the 2022 Joint Annual Stockholders' Meetings Stockholders Present and Represented, Per Fund

Sun Life Prosperity Fund	Total Shares Subscribed (Outstanding Capital Stock as of 30 April 2022)	Stockholder Attendance (in shares)*	Attendance (in percentage) for Quorum Requirement*
Balanced Fund	2,235,774,928	639,581,981	28.61%
Equity Fund	2,105,109,135	390,989,393	18.57%
Dollar Advantage Fund	7,491,974	1,936,768	25.85%
Dollar Abundance Fund	3,182,418	635,324	19.96%
Dynamic Fund	1,356,571,830	504,722,084	37.21%
GS Fund	90,094,030	13,765,204	15.28%
Dollar Wellspring Fund	5,834,494	3,408,816	58.43%
World Voyager Fund	5,990,453	3,413,777	56.99%

*This includes the proxies received for, and the actual attendance during, the 13 July 2022 Joint Annual Stockholders Meeting.

PROXY FORM

I/we, _____ hereby nominate, constitute and appoint **Ms. VALERIE N. PAMA**, President, with right of substitution and revocation, to represent and vote all shares registered in my/our name or owned by me/us and/or such shares as I am/we are authorized to represent and vote in my/our capacity as administrator, executor or attorney-in-fact for any and all matters presented during the Annual Stockholders' Meeting on 11 July 2023, and all adjournments and postponements thereof, in the following funds (please tick all applicable):

- | | |
|---|--|
| <input type="checkbox"/> Sun Life of Canada Prosperity Balanced Fund, Inc. | <input type="checkbox"/> Sun Life Prosperity Dynamic Fund, Inc. |
| <input type="checkbox"/> Sun Life of Canada Prosperity Bond Fund, Inc. | <input type="checkbox"/> Sun Life Prosperity Philippine Stock Index Fund, Inc. |
| <input type="checkbox"/> Sun Life of Canada Prosperity Philippine Equity Fund, Inc. | <input type="checkbox"/> Sun Life Prosperity World Voyager Fund, Inc. |
| <input type="checkbox"/> Sun Life Prosperity Peso Starter Fund, Inc. | <input type="checkbox"/> Sun Life Prosperity Dollar Wellspring Fund, Inc. |
| <input type="checkbox"/> Sun Life Prosperity Dollar Advantage Fund, Inc. | <input type="checkbox"/> Sun Life Prosperity Dollar Abundance Fund, Inc. |
| <input type="checkbox"/> Sun Life Prosperity Dollar Starter Fund, Inc. | <input type="checkbox"/> Sun Life Prosperity GS Fund, Inc. |

This Proxy revokes all proxies which I/we may have previously executed concerning the above matters. This proxy shall be effective until withdrawn by me/us through notice in writing, or superseded by subsequent proxy, delivered to the Corporate Secretary at least ten (10) days before the Annual Stockholders' Meeting or any adjournments and postponements thereof, but shall cease to apply in instances where I/we personally attend the meeting.

EXECUTED ON _____ AT _____.

Printed Name and Signature

BALLOT

(VOTING IN ABSENTIA FORM)

I/we, _____ hereby vote all shares registered in my/our name or owned by me/us and/or such shares on all matters presented during the Annual Stockholders' Meeting on 11 July 2023, and all adjournments and postponements thereof, in the following funds (please tick all applicable):

- | | |
|---|--|
| <input type="checkbox"/> Sun Life of Canada Prosperity Balanced Fund, Inc. | <input type="checkbox"/> Sun Life Prosperity Dynamic Fund, Inc. |
| <input type="checkbox"/> Sun Life of Canada Prosperity Bond Fund, Inc. | <input type="checkbox"/> Sun Life Prosperity Philippine Stock Index Fund, Inc. |
| <input type="checkbox"/> Sun Life of Canada Prosperity Philippine Equity Fund, Inc. | <input type="checkbox"/> Sun Life Prosperity World Voyager Fund, Inc. |
| <input type="checkbox"/> Sun Life Prosperity Peso Starter Fund, Inc. | <input type="checkbox"/> Sun Life Prosperity Dollar Wellspring Fund, Inc. |
| <input type="checkbox"/> Sun Life Prosperity Dollar Advantage Fund, Inc. | <input type="checkbox"/> Sun Life Prosperity Dollar Abundance Fund, Inc. |
| <input type="checkbox"/> Sun Life Prosperity Dollar Starter Fund, Inc. | <input type="checkbox"/> Sun Life Prosperity GS Fund, Inc. |

1. VOTE FOR NOMINEES (A vote "FOR" the election of the nominees is recommended.)

For Against

- | | | |
|--------------------------|--------------------------|--|
| <input type="checkbox"/> | <input type="checkbox"/> | Authority to vote for all nominees (Please refer to Annex "A") |
|--------------------------|--------------------------|--|

2. OTHERS (A vote "FOR" the following items is recommended.)

For Against

- | | | |
|--------------------------|--------------------------|---|
| <input type="checkbox"/> | <input type="checkbox"/> | Approval of the Minutes of 2022 Joint Annual Stockholders' Meetings (held on 13 July and 09 September 2022) |
| <input type="checkbox"/> | <input type="checkbox"/> | For Dollar Wellspring Fund only: Approval of the Minutes of the Special Stockholders' Meetings (held on 09 November 2022) |
| <input type="checkbox"/> | <input type="checkbox"/> | Confirmation and Ratification of All Acts and Proceedings of the Board and Corporate Officers |
| <input type="checkbox"/> | <input type="checkbox"/> | Re-appointment of Navarro Amper & Co./Deloitte Touche Tohmatsu as External Auditor for 2023 |

Additional Items (for Balanced Fund, Dollar Abundance Fund, Dollar Advantage Fund, Philippine Equity Fund, GS Fund, Dynamic Fund, Stock Index Fund, World Voyager Fund only)

For Against

- | | | |
|--------------------------|--------------------------|---|
| <input type="checkbox"/> | <input type="checkbox"/> | Amendment of Article VI of the Articles of Incorporation to increase the number of directors to six (6) |
|--------------------------|--------------------------|---|

Additional Items (For Balanced Fund, Dollar Abundance Fund, and Philippine Equity Fund only)

For Against

- | | | |
|--------------------------|--------------------------|---|
| <input type="checkbox"/> | <input type="checkbox"/> | Amendment of Article III of the Articles of Incorporation to indicate principal office address as Sun Life Centre, Bonifacio Global City, Taguig City |
|--------------------------|--------------------------|---|

Additional Items (For Balanced Fund only)

For Against

- | | | |
|--------------------------|--------------------------|--|
| <input type="checkbox"/> | <input type="checkbox"/> | Delegation of the Power to amend Articles I, II, III, IV and VI of the By-Laws to the Board of Directors |
|--------------------------|--------------------------|--|

Additional Items (For Balanced Fund, Bond Fund, Philippine Equity Fund, Dollar Abundance Fund, Dollar Advantage Fund, GS Fund, Dynamic Fund, and Dollar Wellspring Fund only)

For Against

- | | | |
|--------------------------|--------------------------|--|
| <input type="checkbox"/> | <input type="checkbox"/> | Article I, Sections 1 (Annual Meetings) and 2 (Special Meetings) of the By-Laws to allow for the holding of the stockholders meeting via remote communication; Section 2 (Special Meetings) to align with the Section 49 of the Revised Corporation Code |
| <input type="checkbox"/> | <input type="checkbox"/> | Amendment of Article I, Section 3 (Notices) of the By-Laws to align the notice period for stockholders' meetings with the issuances of the Securities and Exchange Commission and to allow for the sending of the notices electronically |
| <input type="checkbox"/> | <input type="checkbox"/> | Amendment of Article I, Section 6 (Voting) of the By-Laws to provide for the use of remote communication or in absentia in the conduct of regular and special stockholders' meetings and on the manner of voting in accordance with the Revised Corporation Code |
| <input type="checkbox"/> | <input type="checkbox"/> | Amendment of Article II, Section 1 (Board of Directors) of the By-Laws to include the requirement that at least twenty percent (20%) of the Board of Directors must be composed of independent directors |
| <input type="checkbox"/> | <input type="checkbox"/> | Amendment of Article IV, Section 1 (Committees) of the By-Laws to ensure compliance with applicable rules on the composition of committees, changing or discharging of its members, and filling in vacancies |
| <input type="checkbox"/> | <input type="checkbox"/> | Amendment of Article IV, Section 2 (Advisory Board) of the By-Laws on the deletion of the Advisory Board |
| <input type="checkbox"/> | <input type="checkbox"/> | Amendment of Article VI, Section 1 (b) (Management Contracts) of the By-Laws to align with the Investment Company Act and its Implementing Rules and Regulations |
| <input type="checkbox"/> | <input type="checkbox"/> | Amendment of Article VI, Section 2 (Distribution Contracts) of the By-Laws to align with the Investment Company Act and its Implementing Rules and Regulations, and to clean up the provisions |
| <input type="checkbox"/> | <input type="checkbox"/> | Amendment of Article VII, Section 3 (Lost or Destroyed Certificates) of the By-Laws to refer to the applicable section of the Revised Corporation Code |
| <input type="checkbox"/> | <input type="checkbox"/> | Amendment of Article VII, Section 6 (Closing of Transfer Books) of the By-Laws to align with the period specified in the Revised Corporation Code |
| <input type="checkbox"/> | <input type="checkbox"/> | Amendment of Article VIII, Section 1 (Investment Policy) of the By-Laws to clarify that the Prospectus is as filed with and approved by the Securities and Exchange Commission |
| <input type="checkbox"/> | <input type="checkbox"/> | Amendment of Article VIII, Sections 2 (a) (b) and (c) (Restrictions) of the By-Laws to align with the Investment Company Act and its Implement Rules and Regulations |
| <input type="checkbox"/> | <input type="checkbox"/> | Amendment of Article IX, Section 1 (Net Asset Value) of the By-Laws to clarify that the Prospectus is as filed with and approved by the Securities and Exchange Commission |
| <input type="checkbox"/> | <input type="checkbox"/> | Article X, Section 1 (Procedure for Redemption) of the By-Laws to align with the grounds for suspension under the Investment Company Act and its Implementing Rules and Regulations |
| <input type="checkbox"/> | <input type="checkbox"/> | Amendment of Article X, Section 2 (Payment on Redemption) of the By-Laws to align with the Investment Company Act and its Implementing Rules and Regulations |
| <input type="checkbox"/> | <input type="checkbox"/> | Amendment of Article XI, Section 1 (Custodian) of the By-Laws to align the definition of a Custodian with the definition and qualifications provided by the Investment Company Act and other applicable issuance of the Securities and Exchange Commission |
| <input type="checkbox"/> | <input type="checkbox"/> | Amendment of Article XI, Section 2 (Auxiliary Custodian) of the By-Laws to align it with the Investment Company Act and its Implementing Rules and Regulations on outsourcing or delegation of functions of the Custodian |
| <input type="checkbox"/> | <input type="checkbox"/> | Amendment of Article XI, Section 3 (Auditors) to align it with the Investment Company Act and its Implementing Rules and Regulations and the Securities Regulation Code on the qualifications and appointment of an auditor |
| <input type="checkbox"/> | <input type="checkbox"/> | Amendment of Article XIV, Section 1 (Amendments) of the By-Laws to align with the applicable provision of the Revised Corporation Code |

Additional Items (For Balanced Fund, Bond Fund, Philippine Equity Fund, World Voyager Fund, Dollar Abundance Fund, Dollar Advantage Fund, GS Fund, Dynamic Fund, and Dollar Wellspring Fund only)

For Against

- | | | |
|--------------------------|--------------------------|---|
| <input type="checkbox"/> | <input type="checkbox"/> | Amendment of Article II (Primary Purpose) and Article II, paragraph 1 (ii), and paragraph 6 (Secondary Purpose) of the Articles of Incorporation to align with the Investment Company Act and its Implementing Rules and Regulations |
| <input type="checkbox"/> | <input type="checkbox"/> | Amendment of Article II, paragraph 9 (Secondary Purpose) of the Articles of Incorporation to revise "Corporation Law" to "Revised Corporation Code" |
| <input type="checkbox"/> | <input type="checkbox"/> | Amendment of Article VII of the Articles of Incorporation to align the conditions for the redemption of shares by a shareholder with the Investment Company Act, its Implementing Rules and Regulations, and other applicable issuances of the Securities and Exchange Commission |
| <input type="checkbox"/> | <input type="checkbox"/> | Amendment of Article VIII of the Articles of Incorporation to add a description of the features of the Company's shares |

Additional Items (For Balanced Fund, Bond Fund, Philippine Equity Fund, Dollar Abundance Fund, Dollar Advantage Fund, GS Fund only)

For Against

- | | | |
|--------------------------|--------------------------|---|
| <input type="checkbox"/> | <input type="checkbox"/> | Amendment of Article II, Section 3 (Meetings) and 4 (Quorum) of the By-Laws to align the period for the notice of meeting of the directors with the Revised Corporation Code; the section is also renumbered |
| <input type="checkbox"/> | <input type="checkbox"/> | Amendment of Article II, Section 5 (Compensation) of the By-Laws to expressly state that directors and prohibited from participating in the determination of their own per diems or compensation; and to ensure that director compensation is granted by stockholders. (Note: This section is also for renumbering) |
| <input type="checkbox"/> | <input type="checkbox"/> | Amendment of Article II, Section 6 (Vacancy) of the By-Laws to align with the Revised Corporation Code on the vacancies in the Board of Directors. (Note: This section is also renumbering.) |
| <input type="checkbox"/> | <input type="checkbox"/> | Amendment of Article III, Sections 1 and 7 of the By-Laws in relation to the election of a Compliance Officer as one of the corporate officers |

Additional Item (For Dynamic Fund and Dollar Wellspring only)

For Against

- | | | |
|--------------------------|--------------------------|--|
| <input type="checkbox"/> | <input type="checkbox"/> | Amendment of Article II, Section 4 (Compensation) of the By-Laws to expressly state that directors and prohibited from participating in the determination of their own per diems or compensation |
| <input type="checkbox"/> | <input type="checkbox"/> | Amendment of Article II, Section 5 (Vacancy) of the By-Laws to align with the Revised Corporation Code on the vacancies in the Board of Directors |
| <input type="checkbox"/> | <input type="checkbox"/> | Amendment of Article III, Sections 1 and 6 of the By-Laws in relation to the election of a Compliance Officer as one of the corporate officers |

Additional Item (For Peso Starter Fund only)

For Against

- | | | |
|--------------------------|--------------------------|---|
| <input type="checkbox"/> | <input type="checkbox"/> | Amendment/renumbering/rewording of Article II, Section 3 (Meetings) of the By-Laws for clarity |
| <input type="checkbox"/> | <input type="checkbox"/> | Amendment of Section 6 (Compensation) of the By-Laws to ensure that director compensation is granted by stockholders; and renumbering of Article II, Sections 4, 5, 6, and 7. |

Additional Item (For Dollar Starter Fund, Peso Starter Fund, World Voyager Fund, and Stock Index Fund only)

For **Against**

- | | | |
|--------------------------|--------------------------|---|
| <input type="checkbox"/> | <input type="checkbox"/> | Amendment of Article I, Section 1 (Annual Meetings) to change the schedule of holding the Annual Meeting |
| <input type="checkbox"/> | <input type="checkbox"/> | Amendment of Article I, Section 6 (Voting) of the By-Laws to align the proxy requirement with the Revised Corporation Code. |
| <input type="checkbox"/> | <input type="checkbox"/> | Amendment of Article VI, Section 2 (Distribution Contracts) of the By-Laws to clean up the section |

Additional Items (For Balanced Fund, Bond Fund, Philippine Equity Fund, Dollar Abundance Fund, Dollar Advantage Fund, GS Fund, Dynamic Fund, Peso Starter Fund, and Dollar Wellspring Fund only)

For **Against**

- | | | |
|--------------------------|--------------------------|---|
| <input type="checkbox"/> | <input type="checkbox"/> | Amendment of Article II, Section 2 (Nomination Committee) of the By-Laws is deleted to align with required Board-level committees per recent rules and regulations. A separate section in the By-Laws also provides the Board with the power to designate committees. |
|--------------------------|--------------------------|---|

Additional Items (For Balanced Fund, Bond Fund, Philippine Equity Fund, Dollar Starter Fund, Peso Starter Fund, Stock Index Fund, World Voyager Fund, Dollar Abundance Fund, Dollar Advantage Fund, and GS Fund only)

For **Against**

- | | | |
|--------------------------|--------------------------|--|
| <input type="checkbox"/> | <input type="checkbox"/> | Amendment of Article II paragraph 8 (Secondary Purpose) of the Articles of Incorporation to clarify the wording (i.e., replace "business with "activities"). |
|--------------------------|--------------------------|--|

Additional Item (For Dollar Starter Fund, World Voyager Fund, and Stock Index Fund only)

For **Against**

- | | | |
|--------------------------|--------------------------|--|
| <input type="checkbox"/> | <input type="checkbox"/> | Amendment /rewording of Article II, Section 2 (Meetings) for clarity |
| <input type="checkbox"/> | <input type="checkbox"/> | Amendment of Article II, Section 4 (Compensation) of the By-Laws to ensure that director compensation is granted by the stockholders |

Additional Item (For Dollar Starter Fund, Peso Starter Fund and Stock Index Fund only)

For **Against**

- | | | |
|--------------------------|--------------------------|---|
| <input type="checkbox"/> | <input type="checkbox"/> | Amendment of Article II, paragraph 6 of the Articles of Incorporation to align with regulations |
|--------------------------|--------------------------|---|

This Form revokes all documents which I/we may have previously executed concerning the above matters. This Form shall be effective until withdrawn by me/us through notice in writing, or superseded by the execution of a subsequent Form, delivered to the Corporate Secretary at least ten (10) days before the Annual Stockholders' Meeting or any adjournments and postponements thereof, but shall cease to apply in instances where I/we personally attend the meeting.

EXECUTED ON _____ AT _____.

Printed Name and Signature

ANNEX A:

NOMINEES FOR ELECTION TO THE BOARD OF DIRECTORS FOR 2023

Please tick the box to signify your vote for the nominee. If you have ticked "FOR" under **Item 1** of the Ballot (Voting in Absentia Form), we will consider this as a vote FOR all the nominees below.

SUN LIFE OF CANADA PROSPERITY BALANCED FUND, INC.

- ☐ Benedicto C. Sison
- ☐ Valerie N. Pama
- ☐ Cielito F. Habito
- ☐ Teresita J. Herbosa
- ☐ Oscar S. Reyes

SUN LIFE PROSPERITY DYNAMIC FUND, INC.

- ☐ Benedicto C. Sison
- ☐ Valerie N. Pama
- ☐ Cesar Luis F. Bate
- ☐ Cielito F. Habito
- ☐ Teresita J. Herbosa

SUN LIFE OF CANADA PROSPERITY BOND FUND, INC.

- ☐ Benedicto C. Sison
- ☐ Valerie N. Pama
- ☐ Cesar Luis F. Bate
- ☐ Cielito F. Habito
- ☐ Teresita J. Herbosa

SUN LIFE PROSPERITY PHILIPPINE STOCK INDEX FUND, INC.

- ☐ Benedicto C. Sison
- ☐ Valerie N. Pama
- ☐ Aleli Angela G. Quirino
- ☐ Cesar Luis F. Bate
- ☐ Cielito F. Habito

SUN LIFE OF CANADA PROSPERITY PHILIPPINE EQUITY FUND, INC.

- ☐ Benedicto C. Sison
- ☐ Valerie N. Pama
- ☐ Cesar Luis F. Bate
- ☐ Oscar S. Reyes
- ☐ Aleli Angela G. Quirino

SUN LIFE PROSPERITY WORLD VOYAGER FUND, INC.

- ☐ Benedicto C. Sison
- ☐ Valerie N. Pama
- ☐ Aleli Angela G. Quirino
- ☐ Cesar Luis F. Bate
- ☐ Cielito F. Habito

SUN LIFE PROSPERITY PESO STARTER FUND, INC.

- ☐ Benedicto C. Sison
- ☐ Valerie N. Pama
- ☐ Gerald L. Bautista
- ☐ Cesar Luis F. Bate
- ☐ Cielito F. Habito
- ☐ Teresita J. Herbosa

SUN LIFE PROSPERITY DOLLAR WELLSPRING FUND, INC.

- ☐ Benedicto C. Sison
- ☐ Valerie N. Pama
- ☐ Aleli Angela G. Quirino
- ☐ Cesar Luis F. Bate
- ☐ Oscar S. Reyes

SUN LIFE PROSPERITY GS FUND, INC.

- ☐ Benedicto C. Sison
- ☐ Valerie N. Pama
- ☐ Aleli Angela G. Quirino
- ☐ Teresita J. Herbosa
- ☐ Cielito F. Habito

SUN LIFE PROSPERITY DOLLAR ABUNDANCE FUND, INC.

- ☐ Benedicto C. Sison
- ☐ Valerie N. Pama
- ☐ Cielito F. Habito
- ☐ Teresita J. Herbosa
- ☐ Cesar Luis F. Bate

SUN LIFE PROSPERITY DOLLAR STARTER FUND, INC.

- ☐ Benedicto C. Sison
- ☐ Valerie N. Pama
- ☐ Aleli Angela G. Quirino
- ☐ Teresita J. Herbosa
- ☐ Oscar S. Reyes

SUN LIFE PROSPERITY DOLLAR ADVANTAGE FUND, INC.

- ☐ Benedicto C. Sison
- ☐ Valerie N. Pama
- ☐ Cesar Luis F. Bate
- ☐ Cielito F. Habito
- ☐ Teresita J. Herbosa

REPUBLIC OF THE PHILIPPINES)
Makati City) S. S.

CERTIFICATION OF INDEPENDENT DIRECTOR

I, **CESAR LUIS F. BATE**, Filipino, of legal age and a resident of 7 Beaterio St. Urdaneta Village, Makati City, after having been duly sworn to in accordance with law do hereby declare that:

1. I am a nominee for independent director of the following covered companies:

- o Sun Life of Canada Prosperity Bond Fund, Inc.
- o Sun Life Prosperity Dynamic Fund, Inc.
- o Sun Life Prosperity Dollar Advantage Fund, Inc.
- o Sun Life Prosperity Dollar Abundance Fund, Inc.
- o Sun Life of Canada Prosperity Philippine Equity Fund, Inc.
- o Sun Life Prosperity Philippine Stock Index Fund, Inc.
- o Sun Life Prosperity Dollar Wellspring Fund, Inc.
- o Sun Life Prosperity World Voyager Fund, Inc.
- o Sun Life Prosperity World Equity Index Feeder Fund, Inc.
- o Sun Life Prosperity Peso Starter Fund, Inc.

2. I am affiliated with the following companies or organizations:

Company/Organization	Position	Period of Service
RM Commercial REIT, Inc.	Independent Director	2021 to present
Celisons Property Co. Inc.	President	2018 to present
LMN Advisors/Partners, Inc.	Managing Director	2006 to present
Acacia Lane, Inc.	Director	1980 to present

3. I possess all the qualifications and none of the disqualifications to serve as an Independent Director of Sun Life of Canada Prosperity Bond Fund, Inc., Sun Life Prosperity Dynamic Fund, Inc., Sun Life Prosperity Dollar Advantage Fund, Inc., Sun Life Prosperity Dollar Abundance Fund, Inc., Sun Life of Canada Prosperity Philippine Equity Fund, Inc., Sun Life Prosperity Philippine Stock Index Fund, Inc., Sun Life Prosperity Dollar Wellspring Fund, Inc., Sun Life Prosperity World Voyager Fund, Inc., Sun Life Prosperity World Equity Index Feeder Fund, Inc., Sun Life Prosperity Peso Starter Fund, Inc. (collectively, "Covered Companies") as provided for in Section 38 of the Securities Regulation Code, its Implementing Rules and Regulations and other SEC issuances.
4. I am not related to any director/officer/substantial shareholder of Covered Companies and their subsidiaries and affiliates.
5. To the best of my knowledge, I am not the subject of any pending criminal or administrative investigation or proceeding.
6. Not Applicable - (For those in government service/affiliated with government agency or GOCC) I have the required written permission or consent from the (head of the agency/department) to be an independent director in in _____, pursuant to Office of the President Memorandum Circular No. 17 and Section 12, Rule XVIII of the Revised Civil Service Rules.
7. I shall faithfully and diligently comply with my duties and responsibilities as independent director under the Securities Regulation Code and its Implementing Rules and Regulations, Code of Corporate Governance and other SEC issuances.

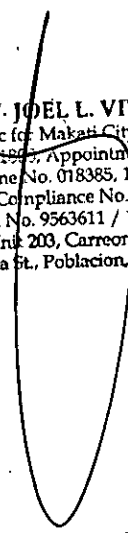
8. I shall inform the Corporate Secretary of the Covered Companies of any changes in the abovementioned information within five days from its occurrence.

Done on the date and place written below.


CESAR LUIS F. BATE
Affiant

SUBSCRIBED AND SWORN to before me this MAY 04 2023 day of MAKATI CITY,
affiant personally appeared before me and exhibited to me his Driver's License with no. N01-89-098279 valid until 24 March 2024.

Doc. No. 216
Page No. 45
Book No. 11
Series of 2023.


ATTY. JOEL L. VILLALON
Notary Public for Makati City until 12-31-2024
Roll No. 3182, Appointment No. M-069
IBP Lifetime No. 018385, 12-27-17, PFLM
MCLE Compliance No. VII-0007561
PTR No. 9563611 / 1-03-2023
Unit 203, Carreon Bldg.,
2746 Zenaida St., Poblacion, Makati City 1210

REPUBLIC OF THE PHILIPPINES)
Makati City) S. S.

CERTIFICATION OF INDEPENDENT DIRECTOR

I, **CIELITO F. HABITO**, Filipino, of legal age and a resident of 10071 Mt. Pulog St., Los Baños, Laguna, after having been duly sworn to in accordance with law do hereby declare that:

1. I am a nominee for independent director of the following covered companies:


- Sun Life of Canada Prosperity Bond Fund, Inc.
- Sun Life of Canada Prosperity Balanced Fund, Inc.
- Sun Life Prosperity Dynamic Fund, Inc.
- Sun Life Prosperity Philippine Stock Index Fund, Inc.
- Sun Life Prosperity World Voyager Fund, Inc.
- Sun Life Prosperity Dollar Abundance Fund, Inc.
- Sun Life Prosperity Dollar Advantage Fund, Inc.
- Sun Life Prosperity GS Fund, Inc.
- Sun Life Prosperity Peso Starter Fund, Inc.
- Sun Life Prosperity Peso Voyager Feeder Fund, Inc.
- Sun Life Prosperity Achiever Fund 2048, Inc.

2. I am affiliated with the following companies or organizations (including Government Owned and Controlled Corporations):

Company/Organization	Position/Relationship	Period of Service
Ateneo de Manila University, Department of Economics	Professor	2001 - Present
Ateneo Center for Economic Research and Development	Director Senior Fellow	2001-2012; 2021-2022 2012-2021; 2022-Present
Management Association of the Philippines	Member, Board of Governors	2022 - Present
Ramon Magsaysay Award Foundation	Member, Board of Trustees	2018 - Present
First Gen Corporation	Lead Independent Director	2016 - Present
Asian Institute of Management - TEaM Energy Center for Bridging Leadership	Chairman, Board of Advisers	2013 - Present
Japan International Cooperation Agency - Philippines	Member, Advisory Committee	2013 - Present
World Bank Philippines Office	Member, Civil Society Advisory Group	2008 - Present
Operation Compassion Philippines, Inc.	Chairman, Board of Trustees	2006 - Present
Brain Trust Inc.	Chairman	2004 - Present
Ramos Peace and Development Foundation, Inc. (RPDEV)	Foundling Member, Board of Trustees	1998 - Present

3. I possess all the qualifications and none of the disqualifications to serve as an Independent Director of Sun Life of Canada Prosperity Bond Fund, Inc., Sun Life of Canada Prosperity Balanced Fund, Inc., Sun Life Prosperity Dynamic Fund, Inc., Sun Life Prosperity Philippine Stock Index Fund, Inc., Sun Life Prosperity World Voyager Fund, Inc., Sun Life Prosperity Dollar Abundance Fund, Inc., Sun Life Prosperity Dollar Advantage Fund, Inc., Sun Life Prosperity GS Fund, Inc., Sun Life Prosperity Peso Starter Fund, Inc., Sun Life Prosperity Peso Voyager Feeder Fund, Inc., Sun Life Prosperity Achiever Fund 2048, Inc. (collectively, "Covered Companies"), as provided for in Section 38 of the Securities Regulation Code, its Implementing Rules and Regulations and other SEC issuances.
4. I am not related to any director/officer/substantial shareholder of Covered Companies and their subsidiaries and affiliates other than the relationship provided under Rule 38.2.3 of the Securities Regulation Code.
5. To the best of my knowledge, I am not the subject of any pending criminal or administrative investigation or proceeding.
6. [NOT APPLICABLE] (For those in government service/affiliated with government agency or GOCC) I have the required written permission or consent from the (head of the agency/department) to be an independent director in in _____, pursuant to Office of the President Memorandum Circular No. 17 and Section 12, Rule XVIII of the Revised Civil Service Rules.
7. I shall faithfully and diligently comply with my duties and responsibilities as independent director under the Securities Regulation Code and its Implementing Rules and Regulations, Code of Corporate Governance and other SEC issuances.
8. I shall inform the Corporate Secretary of Covered Companies of any changes in the abovementioned information within five days from its occurrence.

Done on the date and place indicated below.



CIELITO F. HABITO

Affiant

SUBSCRIBED AND SWORN to before me this **MAY 09 2023** at **MAKATI CITY**, affiant personally appeared before me and exhibited to me his Passport with no. P1977324B valid until 16 June 2029 issued in DFA San Pablo.

Doc. No. 490;
Page No. 99;
Book No. 11;
Series of 2023:

ATTY. JOEL L. VILLALON
Notary Public for Makati City until 12-31-2024
Roll No. 51808, Appointment No. M-069
IBP Lifetime No. 018345, 12-27-17, JPLM
MCLE Compliance No. VII-0007561
PTR No. 9563611 / 1-03-2023
Unit 203, Carreen Bldg.,
2746 Zenaida St., Poblacion, Makati City 1210

REPUBLIC OF THE PHILIPPINES)
) S. S.

CERTIFICATION OF INDEPENDENT DIRECTOR

I, **ALELI ANGELA G. QUIRINO**, Filipino, of legal age and a resident of No. 404 Guevarra Avenue, San Juan City, Metro Manila, after having been duly sworn to in accordance with law do hereby declare that:

1. I am a nominee for independent director of the following covered companies:

- Sun Life of Canada Prosperity Philippine Equity Fund, Inc.
- Sun Life Prosperity Dollar Starter Fund, Inc.
- Sun Life Prosperity GS Fund, Inc.
- Sun Life Prosperity Philippine Stock Index Fund, Inc.
- Sun Life Prosperity Dollar Wellspring Fund, Inc.
- Sun Life Prosperity World Voyager Fund, Inc.
- Sun Life World Income Fund, Inc.
- Sun Life Prosperity World Equity Index Feeder Fund, Inc.
- Sun Life Prosperity Achiever Fund 2028, Inc.
- Sun Life Prosperity Achiever Fund 2038, Inc.
- Sun Life Prosperity Achiever Fund 2048, Inc.

2. I am affiliated with the following companies or organizations listed below:

Company/Organization	Position/Relationship	Period of Service
Grepalife Balanced Fund Corporation	Independent Director	2011 to present
Grepalife Dollar Bond Fund Corporation	Independent Director	2011 to present
Grepalife Fixed Income Fund Corporation	Independent Director	2011 to present
ACCRA Law Offices	Of Counsel	2010 to 2023
First Line Healthcare Diagnostics Center, Inc	Chairman	2021 to present
ASEAN Intellectual Property Association (ASEAN IPA)	Philippine Councillor Past president; Ex-officio Council Member	1998-2019 2017-2019 2019-present
ASEAN Intellectual Property Association – Philippines (AIPAPHL)	Philippine Councillor Chairman Emeritus	2017-2021 2023
Ateneo de Manila Law Alumni Association, Inc.	Past President Vice Chairman	2009-2015 2015 to present
Asian Patent Attorney Association	Member; Philippine Councillor	2007 to present
Intellectual Property Association of the Philippines	Past President; Advisory Council Member	2012 to present
Association Internationale pour la Protection de la Propriete Intellectuelle	ExCom member	2004 to present
Intellectual Property Foundation, Inc.	Trustee & Treasurer	1998 to present
Assumption College, Inc.	Trustee & Corporate Secretary	1996 To present

3. I possess all the qualifications and none of the disqualifications to serve as an Independent Director of Sun Life of Canada Prosperity Philippine Equity Fund, Inc., Sun Life Prosperity Dollar Starter Fund, Inc., Sun Life Prosperity GS Fund, Inc., Sun Life Prosperity Philippine

Stock Index Fund, Inc., Sun Life Prosperity Dollar Wellspring Fund, Inc., Sun Life Prosperity World Voyager Fund, Inc., Sun Life World Income Fund, Inc., Sun Life Prosperity World Equity Index Feeder Fund, Inc., Sun Life Prosperity Achiever Fund 2028, Inc., Sun Life Prosperity Achiever Fund 2038, Inc., and Sun Life Prosperity Achiever Fund 2048, Inc. (collectively, "Covered Companies"), as provided for in Section 38 of the Securities Regulation Code, its Implementing Rules and Regulations and other SEC issuances.

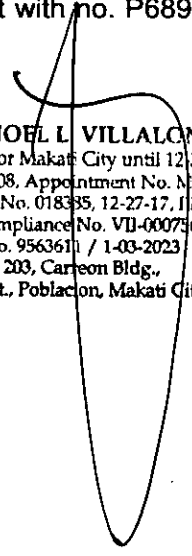
4. I am not related to the following director/officer/substantial shareholder of Covered Companies and their subsidiaries and affiliates other than the relationship provided under Rule 38.2.3 of the Securities Regulation Code.
5. To the best of my knowledge, I am not the subject of any pending criminal or administrative investigation or proceeding.
6. Not applicable. (For those in government service/affiliated with government agency or GOCC) I have the required written permission or consent from the (head of the agency/department) to be an independent director in _____, pursuant to Office of the President Memorandum Circular No. 17 and Section 12, Rule XVIII of the Revised Civil Service Rules.
7. I shall faithfully and diligently comply with my duties and responsibilities as independent director under the Securities Regulation Code and its Implementing Rules and Regulations, Code of Corporate Governance and other SEC issuances.
8. I shall inform the Corporate Secretary of Covered Companies of any changes in the abovementioned information within five days from its occurrence.

Done on the date and place written below.


ALELI ANGELA G. QUIRINO
Affiant

SUBSCRIBED AND SWORN to before me this 8th day of May 2023 at MAKATI CITY, affiant personally appeared before me and exhibited to me her Passport with no. P6899837B with expiry date on 01 June 2031 issued at DFA Manila.

Doc. No. 489;
Page No. 99;
Book No. 11;
Series of 2023.



ATTY. JOEL L. VILLALON
Notary Public for Makati City until 12/31-2024
Roll No. 51808, Appointment No. M-069
IBP Lifetime No. 018385, 12-27-17, JPLM
MCLE Compliance No. VII-0007361
PTR No. 9563611 / 1-03-2023
Unit 203, Carreon Bldg.,
2746 Zenaida St., Poblacion, Makati City 1210

Certification

I, Jeanemar S. Talamán, the Treasurer of Sun Life Asset Management Company, Inc., a corporation duly registered under and by virtue of the laws of the Republic of the Philippines, with SEC registration number A199918034 and with principal office at Sun Life Center, 5th Ave. Cor. Rizal Drive Bonifacio Global City, Taguig City, on oath state:

- 1) That I have caused this SEC Form 17-Q to be prepared on behalf of Sun Life Prosperity World Voyager Fund, Inc.;
- 2) That I have read and understood its contents which are true and correct based on my own personal knowledge and/or on authentic records;
- 3) That the company Sun Life Prosperity World Voyager Fund, Inc. will comply with the requirements set forth in SEC Notice dated 14 May 2021 to effect a complete and official submission of reports and/or documents through electronic mail;
- 4) That I am fully aware that submitted documents which require pre-evaluation and/or payment of processing fee shall be considered complete and officially received only upon payment of a filing fee; and
- 5) That the e-mail account designated by the company pursuant to SEC Memorandum Circular No. 28, s. 2020 shall be used by the company in its online submissions to CGFD.

IN WITNESS WHEREOF, I have hereunto set my hand this MAY 16 2023 16th day of May 2023.


Jeanemar S. Talamán
Affiant

SUBSCRIBED AND SWORN to before me this MAY 16 2023 16th day of May, 2023, in MAKATI CITY City, Philippines. Affiant exhibiting his/her government issued identification card:

Name	Government ID No.	Valid Until	Place of Issue
Jeanemar S. Talamán	Driver's License F03-13-001744	05 June 2018	DLRC - Ayala

Doc. No. 133
Page No. 28
Book No. 19
Series of 2023.

ATTY. ROMEO M. MONFORT
Notary Public City of Makati
Until December 31, 2023
Appointment No. 172 (2022-2023)
PTR NO. 956352 - Jan. 3, 2023 Makati City
IBP No. 1062634 - Jan. 3, 2018
MCLE NO. VI-0023417 Roll No. 27932
26 Amorsolo Street Legaspi Village
Makati City

COVER SHEET

C	S	2	0	1	5	1	7	7	2	3
---	---	---	---	---	---	---	---	---	---	---

S.E.C. Registration Number

[illegible]

5	T	H				F	L	R	.	,				S	U	N	L	I	F	E				C	E	N	T	R	E				5	T	H			
---	---	---	--	--	--	---	---	---	---	---	--	--	--	---	---	---	---	---	---	---	--	--	--	---	---	---	---	---	---	--	--	--	---	---	---	--	--	--

A	V	E		B	O	N	I	F	A	C	I	O		G	L	O	B	A	L		F	O	R	T						
---	---	---	--	---	---	---	---	---	---	---	---	---	--	---	---	---	---	---	---	--	---	---	---	---	--	--	--	--	--	--

[illegible][illegible][illegible]

(Business Address : No. Street City / Town / Province)

Jeanemar S. Talamán

Contact Person

8555-8888

Company Telephone Number

1	2
---	---

Month

3	1
---	---

Day

Fiscal Year

SEC FORM 17-Q

FORM TYPE

--	--

Month

--	--

Day

Annual Meeting

Mutual Fund Company

Secondary License Type, If Applicable

--	--	--

Dept. Requiring this Doc.

Amended Articles Number/Section

Total Amount of Borrowings

Total No. of Stockholders

Domestic

Foreign

To be accomplished by SEC Personnel concerned

[illegible]

File Number

LCU

[illegible]

Document I.D.

Cashier

STAMPS

Remarks = pls. use black ink for scanning purposes

SEC Number: CS201517723

File Number: _____

SUN LIFE PROSPERITY WORLD VOYAGER FUND, INC.

(Company's Full Name)

8th Floor Sun Life Centre 5th Avenue cor Rizal Drive Bonifacio Global City, Taguig City, Philippines

(Company's Address)

8555-8888

(Telephone No.)

December 31

(Fiscal Year Ending)
(Month & Day)

SEC FORM 17-Q

Form Type

Amendment Designation (If applicable)

March 31, 2023

Period Ended Date

OPEN-END INVESTMENT COMPANY

Secondary License Type and File Number

SECURITIES AND EXCHANGE COMMISSION

SEC FORM 17-Q

QUARTERLY REPORT PURSUANT TO SECTION 17 OF THE SECURITIES
REGULATION CODE AND SRC RULE 17(2) (b) THEREUNDER

1. For the quarterly period ended: March 31, 2023
2. Commission identification number: CS201517723 3. BIR Tax Identification No: 009-123-149-000
4. Exact name of issuer as specified in its charter

Sun Life Prosperity World Voyager Fund, Inc.

5. Province, country or other jurisdiction of incorporation or organization 6. Industry Classification Code:
(SEC Use Only)

Philippines

7. Address of issuer's principal office: Postal Code:
- 8F Sun Life Centre 5th Avenue cor Rizal Drive Bonifacio Global City, Taguig City 1634

8. Issuer's telephone number, including area code

(02) - 8555-8888

9. Former name, former address and former fiscal year, if changed since last report
N.A.

10. Securities registered pursuant to Sections 8 and 12 of the Code, or Sections 4 and 8 of the RSA

Title of Each Class	Number of Shares of Common Stock Outstanding and Amount of Debt Outstanding
<u>Common Shares (Unclassified)</u>	<u>11,678,087 shares</u> (as of March 31, 2023)

11. Are any or all of the securities listed on a Stock Exchange?

Yes ☐ No ☒

If yes, state the name of such Stock Exchange and the class/es of securities listed therein:

12. Indicate by check mark whether the registrant:

(a) has filed all reports required to be filed by Section 17 of the Code and SRC Rule 17 thereunder or Sections 11 of the RSA and RSA Rule 11(a)-1 thereunder, and Sections 26 and 141 of the Corporation Code of the Philippines, during the preceding twelve (12) months (or for such shorter period the registrant was required to file such reports)

Yes ☒ No ☐

(b) has been subject to such filing requirements for the past ninety (90) days.

Yes ☒ No ☐

PART A - FINANCIAL INFORMATION

ITEM 1. FINANCIAL STATEMENTS

SUN LIFE PROSPERITY WORLD VOYAGER FUND, INC.

STATEMENTS OF FINANCIAL POSITION

FOR THE PERIOD ENDED MARCH 31, 2023 AND DECEMBER 31, 2022

(In US Dollar)

		(Unaudited)	(Audited)
	Notes	2023	2022
ASSETS			
Current Assets			
Cash and cash equivalents	4	\$1,110,280	\$1,177,972
Financial assets at fair value through profit or loss	5	31,521,861	31,342,525
Accrued interest receivable	6	105	128
Due from brokers	9	420,000	-
Other current assets	7	469	-
		\$33,052,715	\$32,520,625
LIABILITIES AND EQUITY			
Current Liabilities			
Accrued expenses and other payables	8	\$ 442,215	\$ 98,678
Payable to fund manager	10	53,685	55,570
Income tax payable		56	19
Total Current Liabilities		495,956	154,267
Equity			
Share capital	11	\$ 260,925	\$ 260,925
Deposits for future stock subscriptions	11	17,235,213	18,642,576
Additional paid-in capital	12	15,629,052	15,396,626
Deficit		(563,976)	(1,812,821)
		32,561,214	32,487,306
Treasury shares	11	(4,455)	(120,948)
Total Equity	13	32,556,759	32,366,358
		\$33,052,715	\$32,520,625
Net Asset Value Per Share	13	\$ 1.4789	\$ 1.4240
Total Equity		32,556,759	32,366,358
Capital Stock - Php 1.00 par value			
Authorized - 12,000,000 shares			
Total number of shares outstanding		11,993,392	11,908,590
Deposits for Future Subscriptions-Equity		10,020,722	10,820,577
Total Number of Shares		22,014,114	22,729,167
NET ASSET VALUE PER SHARE		\$ 1.4789	\$ 1.4240

SUN LIFE PROSPERITY WORLD VOYAGER FUND, INC.

STATEMENTS OF COMPREHENSIVE INCOME

FOR THE PERIOD ENDED MARCH 31, 2023 AND MARCH 31, 2022

(In US Dollar)

		(Unaudited)	(Unaudited)
	Notes	2023	2022
Investment Income - net			
Net realized losses on investments	5	(\$ 337,708)	(\$ 311,340)
Interest income	14	9,550	11
Other income		3,985	3
		(324,173)	(311,326)
Investment Expense			
Commission	9	1,596	4,151
Net Investment Loss		(325,769)	(315,477)
Operating Expenses			
Management and transfer fees	10	104,982	124,062
Distribution fees	10	68,467	80,862
Taxes and licenses		772	10,614
Custodianship fees		1,950	2,343
Directors' fees	10	1,179	1,221
Professional fees		784	1,010
Printing and supplies		31	10
Miscellaneous		547	513
		178,712	220,635
Loss Before Net Unrealized Gains (Losses)			
on Investments		(504,481)	(536,112)
Net Unrealized Gains (Losses) on Investments	5	1,754,796	(2,318,032)
Profit (Loss) for the Period		1,250,315	(2,854,144)
Income Tax Expense		1,470	1
Total Comprehensive Income (Loss)			
for the Period	15	\$1,248,845	(\$2,854,145)
Basic Earnings (Loss) Per Share	15	\$ 0.210	\$ (0.479)

SUN LIFE PROSPERITY WORLD VOYAGER FUND, INC.
STATEMENT OF CHANGES IN EQUITY
FOR THE PERIOD ENDED MARCH 31, 2023 AND MARCH 31, 2022
(In US Dollar)

	NOTE	Share Capital	Deposit for future stock subscription	Additional Paid-in Capital	Deficit	Treasury Shares	Total
Balance, January 1, 2023		\$ 260,925	\$ 18,642,576	\$ 15,396,626	\$ (1,812,821)	\$ (120,948)	\$ 32,366,358
Profit for the period					1,248,845		1,248,845
Transactions with owners:							
Acquisition of Treasury shares during the period	11	-	-	-	-	(638,661)	(638,661)
Reissuance of Treasury shares during the period	11, 12	-	-	120,829	-	755,154	875,983
Receipt of deposits for future stock subscriptions	11	-	361,790	-	-	-	361,790
Redemption of deposits for future stock subscriptions	11, 12	-	(1,769,152)	111,597	-	-	(1,657,555)
Total Transactions with owners		-	(1,407,362)	232,426	-	116,493	(1,058,443)
Balance, March 31, 2023	11, 12	\$260,925	\$ 17,235,214	\$ 15,629,052	\$ (563,976)	\$ (4,455)	\$ 32,556,760

	Share Capital	Deposit for future stock subscription	Additional Paid-in Capital	Retained Earnings	Treasury Shares	Total
Balance, January 1, 2022	\$ 132,001	\$ 28,874,638	\$ 5,743,885	\$ 8,155,499	\$ (71,572)	\$ 42,834,451
Loss for the period				(2,854,145)		(2,854,145)
Transactions with owners:						
Acquisition of Treasury shares during the period	-	-	-	-	(528,971)	(528,971)
Reissuance of Treasury shares during the period	-	-	(303,028)	-	594,827	291,799
Receipts of Deposits for Future Subscriptions	-	3,899,475	-	-	-	3,899,475
Redemptions of Deposits for Future Subscriptions	-	(2,887,698)	23,271	-	-	(2,864,427)
Total Transactions with owners	-	1,011,777	(279,757)	-	65,856	797,876
Balance, March 31, 2022	\$132,001	\$ 29,886,415	\$ 5,464,128	\$ 5,301,354	\$ (5,716)	\$ 40,778,182

SUN LIFE PROSPERITY WORLD VOYAGER FUND, INC.**STATEMENTS OF CASH FLOWS**

FOR THE PERIOD ENDED MARCH 31, 2023 AND MARCH 31, 2022

(In US Dollar)

		(Unaudited)	(Unaudited)
	Notes	2023	2022
Cash Flows from Operating Activities			
Profit (Loss) before tax		\$1,250,315	(\$ 2,854,144)
Adjustments for:			
Net unrealized losses on investments	5	(1,754,796)	2,318,032
Net realized losses (gains) on investments	5	337,708	311,340
Interest income	14	(9,550)	(11)
Operating cash flows before working capital changes		(176,323)	(224,783)
Increase in other assets	7	(469)	(6,323)
Increase (Decrease) in:			
Accrued expenses and other payables	9	343,537	18,123
Payable to fund manager	10	(1,885)	(8,650)
Cash generated from (used in) operations		164,860	(221,633)
Acquisitions of financial assets at fair value through profit or loss		(18,464,426)	(19,281,239)
Proceeds from disposal of financial assets at fair value through profit or loss		19,282,177	17,616,878
Interest received		9,573	11
Income taxes paid		(1,433)	(1)
Net cash generated from (used in) operating activities		990,751	(1,885,984)
Cash Flows from Financing Activities			
Reissuance of treasury shares	11, 12	875,983	291,799
Payments on acquisitions of treasury shares	11	(638,661)	(528,971)
Proceeds from deposits for future stock subscriptions	11	361,790	3,899,476
Redemptions of deposits for future stock subscriptions		(1,657,555)	(2,864,427)
Net cash generated from (used in) financing activities		(1,058,443)	797,877
Net Decrease in Cash and cash equivalents		(67,692)	(1,088,107)
Cash and cash equivalents, Beginning		1,177,972	3,015,213
Cash and cash equivalents, End	4	\$ 1,110,280	\$ 1,927,106

See Notes to Financial Statements.

NOTES TO FINANCIAL STATEMENTS

1. FINANCIAL REPORTING FRAMEWORK AND BASIS OF PREPARATION AND PRESENTATION

Statement of Compliance

These unaudited condensed consolidated interim financial statements of the Company as at and for the three-month period ended March 31, 2023 have been prepared in accordance with PAS 34, Interim Financial Reporting. These unaudited condensed consolidated interim financial statements do not include all the notes normally included in an annual audited financial report. Accordingly, these unaudited condensed consolidated interim financial statements are to be read in conjunction with the Annual Audited Financial Statements of the Company for the year ended December 31, 2022, which have been prepared in accordance with the Philippine Financial Reporting Standards (PFRS).

Basis of Preparation and Presentation

The financial statements of the Company have been prepared on the historical cost basis, except for certain financial assets measured at fair value and certain financial instruments carried at amortized cost.

Historical cost is generally based on the fair value of the consideration given in exchange for goods and services.

In preparing the condensed consolidated interim financial statements, the significant accounting estimates and judgments made by the Company in applying the Company's accounting policies and the key sources of estimation uncertainty were the same as those applied to the financial statements as at and for the year ended December 31, 2022.

Functional and Presentation Currency

These financial statements are presented in United States Dollar (USD), the currency of the primary economic environment in which the Company operates. All amounts are recorded to the nearest dollar, except when otherwise indicated.

2. ADOPTION OF NEW AND REVISED ACCOUNTING STANDARDS

Adoption of New and Revised Accounting Standards Effective in 2022

The Company adopted all accounting standards and interpretations effective as at December 31, 2022. The new and revised accounting standards and interpretations that have been published by the International Accounting Standards Board (IASB) and approved by the FSRSC in the Philippines were adopted by the Company and were assessed as not applicable and have no impact on the Company's financial statements.

New Accounting Standards Effective as at Reporting Period Ended December 31, 2022

Amendments to PFRS 3, References to the Conceptual Framework

The amendments update PFRS 3 so that it refers to the 2018 Conceptual Framework instead of the 1989 Framework. They also add to PFRS 3 a requirement that, for obligations within the scope of PAS 37, an acquirer applies PAS 37 to determine whether at the acquisition date a present obligation exists as a result of past events. For a levy that would be within the scope of IFRIC 21 Levies, the acquirer applies IFRIC 21 to determine whether the obligating event that gives rise to a liability to pay the levy has occurred by the acquisition date.

The amendments also add an explicit statement that an acquirer does not recognize contingent assets acquired in a business combination.

The amendments are effective for business combinations for which the date of acquisition is on or after the beginning of the first annual period beginning on or after January 1, 2022. Early application is permitted if an entity also applies all other updated references (published together with the updated Conceptual Framework) at the same time or earlier.

The adoption of the amendments did not have an effect on the Company's financial statements as the Company did not acquire a business nor in the process of entering into any business combination.

Amendments to PAS 16, Property, Plant and Equipment – Proceeds before Intended Use

The amendments prohibit deducting from the cost of an item of property, plant and equipment any proceeds from selling items produced before that asset is available for use, i.e. proceeds while bringing the asset to the location and condition necessary for it to be capable of operating in the manner intended by management. Consequently, an entity recognizes such sales proceeds and related costs in profit or loss. The entity measures the cost of those items in accordance with PAS 2, Inventories.

The amendments also clarify the meaning of 'testing whether an asset is functioning properly'. PAS 16 now specifies this as assessing whether the technical and physical performance of the asset is such that it is capable of being used in the production or supply of goods or services, for rental to others, or for administrative purposes.

If not presented separately in the statement of comprehensive income, the financial statements shall disclose the amounts of proceeds and cost included in profit or loss that relate to items produced that are not an output of the entity's ordinary activities, and which line item(s) in the statement of comprehensive income include(s) such proceeds and cost.

The amendments are applied retrospectively, but only to items of property, plant and equipment that are brought to the location and condition necessary for them to be capable of operating in the manner intended by management on or after the beginning of the earliest period presented in the financial statements in which the entity first applies the amendments.

The entity shall recognize the cumulative effect of initially applying the amendments as an adjustment to the opening balance of retained earnings (or other component of equity, as appropriate) at the beginning of that earliest period presented.

The amendments are effective for annual periods beginning on or after January 1, 2022 with early application permitted.

The adoption of the amendments did not have an effect on the Company's financial statements as the Company did not have property, plant and equipment recorded in its financial statements.

Amendments to PAS 37, Onerous Contracts – Cost of Fulfilling a Contract

The amendments specify that the 'cost of fulfilling' a contract comprises the 'costs that relate directly to the contract'. Costs that relate directly to a contract consist of both the incremental costs of fulfilling that contract (examples would be direct labour or materials) and an allocation of other costs that relate directly to fulfilling contracts (an example would be the allocation of the depreciation charge for an item of property, plant and equipment used in fulfilling the contract).

The amendments apply to contracts for which the entity has not yet fulfilled all its obligations at the beginning of the annual reporting period in which the entity first applies the amendments. Comparatives are not restated. Instead, the entity shall recognize the cumulative effect of initially applying the amendments as an adjustment to the opening balance of retained earnings or other component of equity, as appropriate, at the date of initial application.

The amendments are effective for annual periods beginning on or after January 1, 2022 with early application permitted.

The adoption of the amendments did not have an effect on the Company's financial statements as the Company did not issue and entered into onerous contract.

Annual Improvements to PFRS Standards 2018-2020 Cycle

Amendments to PFRS 1 – Subsidiary as a first-time adopter

The amendment provides additional relief to a subsidiary which becomes a first-time adopter later than its parent in respect of accounting for cumulative translation differences. As a result of the amendment, a subsidiary that uses the exemption in PFRS 1:D16(a) can now also elect to measure cumulative translation differences for all foreign operations at the carrying amount that would be included in the parent's consolidated financial statements, based on the parent's date of transition to PFRS Standards, if no adjustments were made for consolidation procedures and for the effects of the business combination in which the parent acquired the subsidiary. A similar election is available to an associate or joint venture that uses the exemption in PFRS 1:D16(a).

The amendment is effective for annual periods beginning on or after January 1, 2022, with early application permitted.

Amendments to PFRS 9 – Fees in the '10 per cent' test for derecognition of financial liabilities

The amendment clarifies that in applying the '10 per cent' test to assess whether to derecognize a financial liability, an entity includes only fees paid or received between the entity (the borrower) and the lender, including fees paid or received by either the entity or the lender on the other's behalf.

The amendment is applied prospectively to modifications and exchanges that occur on or after the date the entity first applies the amendment.

The amendment is effective for annual periods beginning on or after January 1, 2022, with early application permitted.

Amendments to PFRS 16 – Lease Incentives

The amendment removes the illustration of the reimbursement of leasehold improvements. As the amendment to PFRS 16 only regards an illustrative example, no effective date is stated.

Amendments to PAS 41 – Taxation in fair value measurements

The amendment removes the requirement in PAS 41 for entities to exclude cash flows for taxation when measuring fair value. This aligns the fair value measurement in PAS 41 with the requirements of PFRS 13 Fair Value Measurement to use internally consistent cash flows and discount rates and enables preparers to determine whether to use pretax or post-tax cash flows and discount rates for the most appropriate fair value measurement.

The amendment is applied prospectively, i.e. for fair value measurements on or after the date an entity initially applies the amendment.

The amendment is effective for annual periods beginning on or after January 1, 2022, with early application permitted.

The adoption of the amendments did not have an effect on the Company's financial statements as the Company did not have subsidiary as a first-time adopter; did not derecognize any liabilities; did not have lease contracts and leasehold improvements; and did not have biological assets covered by PAS 41 that need to exclude its cash flows for taxation on its financial statements.

New Accounting Standards Effective after the Reporting Period Ended December 31, 2022

The Company will adopt the following standards when these become effective:

PFRS 17 – Insurance Contracts

PFRS 17 establishes the principles for the recognition, measurement, presentation and disclosure of insurance contracts and supersedes PFRS 4, Insurance Contracts.

PFRS 17 outlines a general model, which is modified for insurance contracts with direct participation features, described as the variable fee approach. The general model is simplified if certain criteria are met by measuring the liability for remaining coverage using the premium allocation approach.

The general model uses current assumptions to estimate the amount, timing and uncertainty of future cash flows and it explicitly measures the cost of that uncertainty. It takes into account market interest rates and the impact of policyholders' options and guarantees.

An amendment issued in June 2020 and adopted by FSRSC in August 2020 addresses concerns and implementation challenges that were identified after PFRS 17 was published.

PFRS 17 must be applied retrospectively unless impracticable, in which case the modified retrospective approach or the fair value approach is applied.

For the purpose of the transition requirements, the date of initial application is the start of the annual reporting period in which the entity first applies the Standard, and the transition date is the beginning of the period immediately preceding the date of initial application.

The standard (incorporating the amendments) is effective for periods beginning on or after January 1, 2025, as amended by the FSRSC from January 1, 2023. This is consistent with Circular Letter No. 2020-62 issued by the Insurance Commission which deferred the implementation of PFRS 17 by two (2) years after its effective date as decided by the IASB. Earlier application is permitted.

The future adoption of the standard will have no effect on the Company's financial statements as the Company does not issue insurance contracts.

Amendments to PFRS 10 and PAS 28, Sale or Contribution of Assets between an Investor and Its Associate or Joint Venture

The amendments to PFRS 10 and PAS 28 deal with situations where there is a sale or contribution of assets between an investor and its associate or joint venture. Specifically, the amendments state that gains or losses resulting from the loss of control of a subsidiary that does not contain a business in a transaction with an associate or a joint venture that is accounted for using the equity method, are recognized in the parent's profit or loss only to the extent of the unrelated investors' interests in that associate or joint venture. Similarly, gains and losses resulting from the remeasurement of investments retained in any former subsidiary (that has become an associate or a joint venture that is accounted for using the equity method) to fair value are recognized in the former parent's profit or loss only to the extent of the unrelated investors' interests in the new associate or joint venture.

The effective date of the amendments has yet to be set by the Board; however, earlier application of the amendments is permitted.

The future adoption of the amendments will have no effect on the Company's financial statements as the Company is not in the process and has no plan to acquire such investments.

Amendments to PAS 1, Classification of Liabilities as Current or Non-current

The amendments to PAS 1 affect only the presentation of liabilities as current or non-current in the statement of financial position and not the amount or timing of recognition of any asset, liability, income or expenses, or the information disclosed about those items.

The amendments clarify that the classification of liabilities as current or non-current is based on rights that are in existence at the end of the reporting period, specify that classification is unaffected by expectations about whether an entity will exercise its right to defer settlement of a liability, explain that rights are in existence if covenants are complied with at the end of the reporting period, and introduce a definition of 'settlement' to make clear that settlement refers to the transfer to the counterparty of cash, equity instruments, other assets or services.

The amendments are applied retrospectively for annual periods beginning on or after January 1, 2023, with early application permitted.

The Company does not anticipate that the application of the amendments in the future will have an impact on the financial statements since the current classification is not expected to change and that the existing liabilities of the Company are all current.

Amendments to PAS 1 and PFRS Practice Statement 2, Disclosure Initiative – Accounting Policies

The amendments are as follows:

- An entity is now required to disclose its material accounting policy information instead of its significant accounting policies
- several paragraphs are added to explain how an entity can identify material accounting policy information and to give examples of when accounting policy information is likely to be material;
- the amendments clarify that accounting policy information may be material because of its nature, even if the related amounts are immaterial;
- the amendments clarify that accounting policy information is material if users of an entity's financial statements would need it to understand other material information in the financial statements; and
- the amendments clarify that if an entity discloses immaterial accounting policy information, such information shall not obscure material accounting policy information

The amendments are applied prospectively. The amendments to PAS 1 are effective for annual periods beginning on or after January 1, 2023. Earlier application is permitted.

The Company does not anticipate that the application of the amendments in the future will have an impact on the financial statements as all material accounting policy information are already disclosed in the notes to the financial statements.

Amendments to PAS 8, Definition of Accounting Estimates

With the amendment, accounting estimates are now defined as “monetary amounts in financial statements that are subject to measurement uncertainty.”

The amendment clarified that a change in accounting estimate that results from new information or new developments is not the correction of an error. In addition, the effects of a change in an input or a measurement technique used to develop an accounting estimate are changes in accounting estimates if they do not result from the correction of prior period errors.

A change in an accounting estimate may affect only the current period's profit or loss, or the profit or loss of both the current period and future periods. The effect of the change relating to the current period is recognized as income or expense in the current period. The effect, if any, on future periods is recognized as income or expense in those future periods.

The amendments are effective for annual periods beginning on or after January 1, 2023 and changes in accounting policies and changes in accounting estimates that occur on or after the start of that period. Earlier application is permitted.

The future adoption of the amendments will have no effect on the Company's financial statements as the clarification in the amendment does not change the Company's definition of an accounting estimate.

Amendments to PAS 12, Income Taxes—Deferred Tax related to Assets and Liabilities arising from a Single Transaction

The amendments introduce a further exception from the initial recognition exemption. Under the amendments, an entity does not apply the initial recognition exemption for transactions that give rise to equal taxable and deductible temporary differences.

Depending on the applicable tax law, equal taxable and deductible temporary differences may arise on initial recognition of an asset and liability in a transaction that is not a business combination and affects neither accounting nor taxable profit. For example, this may arise upon recognition of a lease liability and the corresponding right-of-use asset applying PFRS 16 at the commencement date of a lease.

Following the amendments to PAS 12, an entity is required to recognize the related deferred tax asset and liability, with the recognition of any deferred tax asset being subject to the recoverability criteria in PAS 12.

The Board also adds an illustrative example to PAS 12 that explains how the amendments are applied.

The amendments apply to transactions that occur on or after the beginning of the earliest comparative period presented. In addition, at the beginning of the earliest comparative period an entity recognizes:

- A deferred tax asset (to the extent that it is probable that taxable profit will be available against which the deductible temporary difference can be utilized) and a deferred tax liability for all deductible and taxable temporary differences associated with:
 - Right-of-use assets and lease liabilities
 - Decommissioning, restoration and similar liabilities and the corresponding amounts recognized as part of the cost of the related asset
- The cumulative effect of initially applying the amendments as an adjustment to the opening balance of retained earnings (or other component of equity, as appropriate) at that date

The amendments are effective for annual reporting periods beginning on or after January 1, 2023, with earlier application permitted.

The future adoption of the amendments will have no effect on the Company's financial statements as the Company does not have transactions that give rise to the recognition of deferred tax asset and liability.

Amendment to PFRS 17, Initial Application of PFRS 17 and PFRS 9 – Comparative Information

The amendment is a transition option relating to comparative information about financial assets presented on initial application of IFRS 17.

The main amendment in Initial Application of PFRS 17 and PFRS 9 – Comparative Information (Amendment to PFRS 17) is a narrow-scope amendment to the transition requirements of PFRS 17 for entities that first apply PFRS 17 and PFRS 9 at the same time. The amendment regards financial assets for which comparative information is presented on initial application of PFRS 17 and PFRS 9, but where this information has not been restated for PFRS 9.

Under the amendment, an entity is permitted to present comparative information about a financial asset as if the classification and measurement requirements of PFRS 9 had been applied to that financial asset before. The option is available on an instrument-by-instrument basis. In applying the classification overlay to a financial asset, an entity is not required to apply the impairment requirements of PFRS 9.

There are no changes to the transition requirements in PFRS 9.

The amendment is effective for annual periods beginning on or after January 1, 2025, as amended by the FSRSC from January 1, 2023. This is consistent with Circular Letter No. 2020-62 issued by the Insurance Commission which deferred the implementation of PFRS 17 by two (2) years after its effective date as decided by the IASB. Still subject to approval of the Board of Accountancy.

The future adoption of the amendment will have no effect on the Company's financial statements as the Company does not issue insurance contracts.

Amendments to PFRS 16, Lease Liability in a Sale and Leaseback

The amendments to PFRS 16 require a seller-lessee to subsequently measure lease liabilities arising from a sale and leaseback transaction in a way that does not result in recognition of a gain or loss that relates to the right of use it retain

The amendments add subsequent measurement requirements for sale and leaseback transactions that satisfy the requirements in IFRS 15 Revenue from Contracts with Customers to be accounted for as a sale.

The amendments require the seller-lessee to determine 'lease payments' or 'revised lease payments' such that the seller-lessee does not recognize a gain or loss that relates to the right of use retained by the seller-

lessee, after the commencement date. The amendments do not affect the gain or loss recognized by the seller-lessee relating to the partial or full termination of a lease.

The amendments are applied retrospectively for annual periods beginning on or after January 1, 2024, with early application permitted. Still subject to approval of the BOA and FSRSC.

The future adoption of the amendments will have no effect on the Company's financial statements as the Company does not have lease liability recorded in its financial statements.

Amendments to IAS 1, Non-current Liabilities with Covenants

The amendments to PAS 1 to specify that only covenants an entity must comply with on or before the reporting period should affect classification of the corresponding liability as current or non-current.

The amendments specify that only covenants that an entity is required to comply with on or before the end of the reporting period affect the entity's right to defer settlement of a liability for at least twelve months after the reporting date (and therefore must be considered in assessing the classification of the liability as current or non-current). Such covenants affect whether the right exists at the end of the reporting period, even if compliance with the covenant is assessed only after the reporting date (e.g. a covenant based on the entity's financial position at the reporting date that is assessed for compliance only after the reporting date).

The amendments specify that the right to defer settlement is not affected if an entity only has to comply with a covenant after the reporting period. However, if the entity's right to defer settlement of a liability is subject to the entity complying with covenants within twelve months after the reporting period, an entity discloses information that enables users of financial statements to understand the risk of the liabilities becoming repayable within twelve months after the reporting period. This would include information about the covenants (including the nature of the covenants and when the entity is required to comply with them), the carrying amount of related liabilities and facts and circumstances, if any, that indicate that the entity may have difficulties complying with the covenants.

The amendments are applied retrospectively for annual periods beginning on or after January 1, 2024, with early application permitted. Still subject to approval of the Board of Accountancy (BOA) and Financial and Sustainability Reporting Standard Council (FSRSC).

The future adoption of the amendments will have no effect on the Company's financial statements as the Company does not have non-current liability with covenants recorded in its financial statements.

3. SIGNIFICANT ACCOUNTING POLICIES

Financial assets

Initial recognition and measurement

Financial assets and financial liabilities are recognized when the entity becomes a party to the contractual provisions of the instrument. Regular way purchases and sales of financial assets are recognized on trade-date, the date on which the Company commits to purchase or sell the asset.

At initial recognition, the Company measures a financial asset or financial liability at its fair value plus or minus, in the case of a financial asset or financial liability not at fair value through profit or loss (FVTPL), transaction costs that are incremental and directly attributable to the acquisition or issue of the financial asset or financial liability. Transaction costs of financial assets and financial liabilities carried at FVTPL are expensed in profit or loss.

Classification and Subsequent Measurement

The Company classifies its financial assets in the following measurement categories:

- FVTPL,
- Fair value through other comprehensive income (FVTOCI); and
- Amortized cost

As at March 31, 2023 and December 31, 2022, the Company does not have financial assets classified as FVTOCI. Classification of financial assets will be driven by the entity's business model for managing the financial assets and the contractual cash flows of the financial assets.

A financial asset is to be measured at amortized cost if: a) the objective of the business model is to hold the financial asset for the collection of the contractual cash flows, and b) the contractual cash flows under the instrument represent solely payment of principal and interest (SPPI).

All other debt and equity instruments must be recognized at fair value.

All fair value movements on financial assets are taken through the statement of comprehensive income, except for equity investments that are not held for trading, which may be recorded in the statement of comprehensive income or in reserves (without subsequent recycling to profit or loss).

Debt instruments

Subsequent measurement of debt instruments depends on the Company's business model for managing the asset and the cash flow characteristics of the asset. There are two measurement categories into which the group classifies its debt instruments:

- Amortized cost. Assets that are held for collection of contractual cash flows where those cash flows represent SPPI are measured at amortized cost. A gain or loss on a debt investment that is subsequently measured at amortized cost and is not part of a hedging relationship is recognized in profit or loss when the asset is derecognized or impaired. Interest income from these financial assets is included in finance income using the effective interest rate method.
- FVTPL. Assets that do not meet the criteria for amortized cost are measured at FVTPL. A gain or loss on a debt investment that is subsequently measured at FVTPL and is not part of a hedging relationship is recognized in profit or loss and presented net in the statement of comprehensive income within other gains/(losses) in period in which it arises. Interest income from these financial assets is included in finance income.

The business model reflects how the Company manages the assets in order to generate cash flows. That is, whether the Company's objective is solely to collect the contractual cash flows from the assets or to collect both the contractual cash flows and cash flows arising from the sale of assets. If neither of these is applicable, then the financial assets are classified as part of 'other' business model and measured at FVTPL. Factors considered by the Company in determining the business model for a group of assets include past experience on how the cash flows for these assets were collected, how the asset's performance is evaluated and reported to key management personnel, how risks are assessed and managed and how managers are compensated.

Where the business model is to hold assets to collect contractual cash flows or to collect contractual cash flows and sell, the Company assesses whether the financial instruments' cash flows represent SPPI. In making this assessment, the Company considers whether the contractual cash flows are consistent with a basic lending arrangement i.e. interest includes only consideration for the time value of money, credit risk, other basic lending risks and a profit margin that is consistent with a basic lending arrangement. Where the contractual terms introduce exposure to risk or volatility that are inconsistent with a basic lending arrangement, the related financial asset is classified and measured at FVTPL.

Amortized cost and effective interest method

The effective interest method is a method of calculating the amortized cost of a financial asset and of allocating interest income over the relevant period.

For financial instruments other than purchased or originated credit-impaired (POCI) financial assets, the effective interest rate is the rate that exactly discounts estimated future cash receipts (including all fees and points paid or received that form an integral part of the effective interest rate, transaction costs and other premiums or discounts) excluding expected credit losses (ECL), through the expected life of the debt

instrument, or, where appropriate, a shorter period, to the gross carrying amount of the debt instrument on initial recognition.

The amortized cost of a financial asset is the amount at which the financial asset is measured at initial recognition minus the principal repayments, plus the cumulative amortization using the effective interest method of any difference between that initial amount and the maturity amount, adjusted for any loss allowance. On the other hand, the gross carrying amount of a financial asset is the amortized cost of a financial asset before adjusting for any loss allowance.

Interest income is recognized using the effective interest method for debt instruments measured subsequently at amortized cost. For financial instruments other than POCI financial assets, interest income is calculated by applying the effective interest rate to the gross carrying amount of a financial asset, except for financial assets that have subsequently become credit-impaired. For financial assets that have subsequently become credit-impaired, interest income is recognized by applying the effective interest rate to the amortized cost of the financial asset. If, in subsequent reporting periods, the credit risk on the credit-impaired financial instrument improves so that the financial asset is no longer credit-impaired, interest income is recognized by applying the effective interest rate to the gross carrying amount of the financial asset.

Equity instruments

Equity instruments are instruments that meet the definition of equity from the issuer's perspective, that is, instruments that do not contain a contractual obligation to pay and that evidence a residual interest in the issuer's net assets.

The Company subsequently measures all equity investments at FVTPL, except where the Company's Management has elected, at initial recognition, to irrevocably designate an equity instrument at FVTOCI. The Company's policy is to designate equity investments as FVTOCI when those investments are held for the purposes other than to generate investment returns. When the election is used, fair value gains and losses are recognized in OCI and are not subsequently reclassified to profit or loss, including disposal. Impairment losses (and reversal of impairment losses) are not reported separately from other changes in fair value. Dividends, when representing a return on such investments, continue to be recognized in profit or loss as other income when the Company's right to receive payment is established.

Changes in the fair value of financial assets at FVTPL are recognized in net realized gains (losses) on investments in the statement of profit or loss as applicable.

Impairment of financial assets

The Company recognizes a loss allowance for ECL on investments in debt instruments that are measured at amortized cost. The amount of ECL is updated at each reporting date to reflect changes in credit risk since initial recognition of the respective financial instrument.

ECLs are a probability-weighted estimate of the present value of credit losses. These are measured as the present value of the difference between the cash flows due to the Company under the contract and the cash flows that the Company expects to receive arising from the weighting of multiple future economic scenarios, discounted at the asset's effective interest rate.

The Company measures ECL on an individual basis, or on a collective basis for portfolios of loans that share similar economic risk characteristics. The measurement of the loss allowance is based on the present value of the asset's expected cash flows using the asset's original effective interest rate, regardless of whether it is measured on an individual basis or a collective basis.

With the exception of POCI financial assets, ECLs are required to be measured through a loss allowance at an amount equal to:

- 12-month ECL, i.e. lifetime ECL that result from those default events on the financial instrument that are possible within 12 months after the reporting date, (referred to as Stage 1); or
- full lifetime ECL, i.e. lifetime ECL that result from all possible default events over the life of the financial instrument, (referred to as Stage 2 and Stage 3).

A loss allowance for full lifetime ECL is required for a financial instrument if the credit risk on that financial instrument has increased significantly since initial recognition. For all other financial instruments, ECLs are measured at an amount equal to the 12-month ECL.

The Company recognizes lifetime ECL when there has been a significant increase in credit risk since initial recognition. If, on the other hand, the credit risk on the financial instrument has not increased significantly since initial recognition, the Company measures the loss allowance for that financial instrument at an amount equal to 12-month ECL. The assessment of whether lifetime ECL should be recognized is based on significant increases in the likelihood or risk of a default occurring since initial recognition instead of on evidence of a financial asset being credit-impaired at the reporting date or an actual default occurring.

Lifetime ECL represents the ECL that will result from all possible default events over the expected life of a financial instrument. In contrast, 12-month ECL represents the portion of lifetime ECL that is expected to result from default events on a financial instrument that are possible within 12 months after the reporting date.

Significant increase in credit risk

The Company monitors all financial assets that are subject to the impairment requirements to assess whether there has been a significant increase in credit risk since initial recognition. If there has been a significant increase in credit risk the Company will measure the loss allowance based on lifetime rather than 12-month ECL.

In assessing whether the credit risk on a financial instrument has increased significantly since initial recognition, the Company compares the risk of a default occurring on the financial instrument at the reporting date based on the remaining maturity of the instrument with the risk of a default occurring that was anticipated for the remaining maturity at the current reporting date when the financial instrument was first recognized. In making this assessment, the Company considers both quantitative and qualitative information that is reasonable and supportable, including historical experience and forward-looking information that is available without undue cost or effort.

Forward-looking information considered includes the future prospects of the industries in which the Company's debtors operate, obtained from economic expert reports, financial analysts, governmental bodies, relevant think-tanks and other similar organizations, as well as consideration of various external sources of actual and forecast economic information that relate to the Company's core operations.

In particular, the following information is taken into account when assessing whether credit risk has increased significantly since initial recognition:

- an actual or expected significant deterioration in the financial instrument's external (if available) or internal credit rating;
- significant deterioration in external market indicators of credit risk for a particular financial instrument (e.g., a significant increase in the credit spread, the credit default swap prices for the debtor, or the length of time or the extent to which the fair value of a financial asset has been less than its amortized cost);
- existing or forecast adverse changes in business, financial or economic conditions that are expected to cause a significant decrease in the debtor's ability to meet its debt obligations;
- an actual or expected significant deterioration in the operating results of the debtor;
- significant increases in credit risk on other financial instruments of the same debtor;
- an actual or expected significant adverse change in the regulatory, economic, or technological environment of the debtor that results in a significant decrease in the debtor's ability to meet its debt obligations.

Irrespective of the outcome of the above assessment, the Company presumes that the credit risk on a financial asset has increased significantly since initial recognition when contractual payments are more than 30 days past due, unless the Company has reasonable and supportable information that demonstrates otherwise.

Despite the foregoing, the Company assumes that the credit risk on a financial instrument has not increased significantly since initial recognition if the financial instrument is determined to have low credit risk at the reporting date.

A financial instrument is determined to have low credit risk if:

- it has a low risk of default;
- the borrower is considered, in the short term, to have a strong capacity to meet its obligations; and
- the Company expects, in the longer term, that adverse changes in economic and business conditions might, but will not necessarily, reduce the ability of the borrower to fulfill its obligations.

The Company considers a financial asset to have low credit risk when the asset has external credit rating of 'investment grade' in accordance with the globally understood definition or if an external rating is not available, the asset has an internal rating of 'performing'. Performing means that the counterparty has a strong financial position and there is no past due amounts.

The Company regularly monitors the effectiveness of the criteria used to identify whether there has been a significant increase in credit risk and revises them as appropriate to ensure that the criteria are capable of identifying significant increase in credit risk before the amount becomes past due.

Default

The Company considers the following as constituting an event of default for internal credit risk management purposes as historical experience indicates that financial assets that meet either of the following criteria are generally not recoverable:

- when there is a breach of financial covenants by the debtor; or
- information developed internally or obtained from external sources indicates that the debtor is unlikely to pay its creditors, including the Company, in full (without taking into account any collateral held by the Company).

Irrespective of the above analysis, the Company considers that default has occurred when a financial asset is more than 90 days past due unless the Company has reasonable and supportable information to demonstrate that a more lagging default criterion is more appropriate.

Critical to the determination of ECL is the definition of default. The definition of default is used in measuring the amount of ECL and in the determination of whether the loss allowance is based on 12-month or lifetime ECL, as default is a component of the probability of default (PD) which affects both the measurement of ECLs and the identification of a significant increase in credit risk.

Credit-impaired financial assets

A financial asset is credit-impaired when one or more events that have a detrimental impact on the estimated future cash flows of the financial asset have occurred. Evidence of credit-impairment includes observable data about the following events:

- significant financial difficulty of the borrower or issuer;
- a breach of contract such as a default or past due event;
- the lender of the borrower, for economic or contractual reasons relating to the borrower's financial difficulty, having granted to the borrower a concession that the lender would not otherwise consider;
- it is becoming probable that the borrower will enter bankruptcy or other financial reorganization;
- the disappearance of an active market for a security because of financial difficulties; or
- the purchase of a financial asset at a deep discount that reflects the incurred credit losses.

It may not be possible to identify a single discrete event—instead, the combined effect of several events may have caused financial assets to become credit-impaired. The Company assesses whether debt instruments that are financial assets measured at amortized cost or FVTOCI are credit-impaired at each reporting date. To assess if debt instruments are credit impaired, the Company considers factors such as bond yields, credit ratings and the ability of the borrower to raise funding.

Write-off

The Company writes off a financial asset when there is information indicating that the debtor is in severe financial difficulty and there is no realistic prospect of recovery, such as when the debtor has been placed under liquidation or has entered into bankruptcy proceedings, or in the case of trade receivables, when the amounts are over two years past due, whichever occurs sooner.

Financial assets written off may still be subject to enforcement activities under the Company's recovery procedures, taking into account legal advice where appropriate. Any recoveries made are recognized in profit or loss.

Measurement and recognition of ECL

The measurement of ECL is a function of the probability of default, loss given default (i.e. the magnitude of the loss if there is a default) and the exposure at default. The assessment of the probability of default and loss given default is based on historical data adjusted by forward-looking information.

As for the exposure at default, for financial assets, this is represented by the assets' gross carrying amount at the reporting date, the Company's understanding of the specific future financing needs of the debtors, and other relevant forward-looking information.

For financial assets, the ECL is estimated as the difference between all contractual cash flows that are due to the Company in accordance with the contract and all the cash flows that the Company expects to receive, discounted at the original effective interest rate.

If the Company has measured the loss allowance for a financial instrument at an amount equal to lifetime ECL in the previous reporting period, but determines at the current reporting date that the conditions for lifetime ECL are no longer met, the Company measures the loss allowance at an amount equal to 12-month ECL at the current reporting date, except for assets for which simplified approach was used.

The Company recognizes an impairment gain or loss in profit or loss for all financial instruments with a corresponding adjustment to their carrying amount through a loss allowance account, except for investments in debt instruments that are measured at FVTOCI, for which the loss allowance is recognized in other comprehensive income and accumulated in the investment revaluation reserve, and does not reduce the carrying amount of the financial asset in the statement of financial position.

Presentation of allowance for ECL in the statements of financial position

Loss allowances for ECL are presented in the statements of financial position as a deduction from the gross carrying amount of the assets.

Derecognition

The Company derecognizes a financial asset only when the contractual rights to the asset's cash flows expire or when the financial asset and substantially all the risks and rewards of ownership of the asset are transferred to another entity. If the Company neither transfers nor retains substantially all the risks and rewards of ownership and continues to control the transferred asset, the Company recognizes its retained interest in the asset and an associated liability for amounts it may have to pay. If the Company retains substantially all the risks and rewards of ownership of a transferred financial asset, the Company continues to recognize the financial asset and also recognizes a collateralized borrowing for the proceeds received.

On derecognition of a financial asset in its entirety, the difference between the asset's carrying amount and the sum of the consideration received and receivable and the cumulative gain/loss that had been recognized in OCI and accumulated in equity is recognized in profit or loss, with the exception of equity investment designated as measured at FVTOCI, where the cumulative gain/loss previously recognized in OCI is not subsequently reclassified to profit or loss, but is transferred to retained earnings.

Financial Liabilities and Equity Instruments

Classification as debt or equity

Debt and equity instruments are classified as either financial liabilities or as equity in accordance with the substance of the contractual arrangements and the definitions of a financial liability and an equity instrument.

Financial liabilities

All financial liabilities are measured subsequently at amortized cost using the effective interest method or at FVTPL. Financial liabilities are classified as either financial liabilities 'at FVTPL' or 'other financial liabilities'.

Financial liabilities at FVTPL

Financial liabilities are classified as at FVTPL when the financial liability is (i) held for trading, or (ii) it is designated as at FVTPL.

A financial liability is classified as held for trading if:

- it has been incurred principally for the purpose of repurchasing it in the near term; or
- on initial recognition it is part of a portfolio of identified financial instruments that the Company manages together and has a recent actual pattern of short-term profit-taking; or
- it is a derivative that is not designated and effective as a hedging instrument.

Financial liabilities at FVTPL are measured at fair value, with any gains/losses arising on remeasurement recognized in profit or loss to the extent that they are not part of a designated hedging relationship. The net gain/loss recognized in profit or loss incorporates any interest paid on the financial liability and is included in profit or loss.

However, for financial liabilities that are designated as at FVTPL, the amount of change in the fair value of the financial liability that is attributable to changes in the credit risk of that liability is recognized in OCI, unless the recognition of the effects of changes in the liability's credit risk in OCI would create or enlarge an accounting mismatch in profit or loss. The remaining amount of change in the fair value of liability is recognized in profit or loss. Changes in fair value attributable to a financial liability's credit risk that are recognized in OCI are not subsequently reclassified to profit or loss; instead, they are transferred to retained earnings upon derecognition of the financial liability.

In making the determination of whether recognizing changes in the liability's credit risk in OCI will create or enlarge an accounting mismatch in profit or loss, the Company assesses whether it expects that the effects of changes in the liability's credit risk will be offset in profit or loss by a change in the fair value of another financial instrument measured at FVTPL. This determination is made at initial recognition.

Financial liabilities measured subsequently at amortized cost

Financial liabilities that are not (i) contingent consideration of an acquirer in a business combination, (ii) held-for-trading, or (iii) designated as at FVTPL, are measured subsequently at amortized cost using the effective interest method.

The effective interest method is a method of calculating the amortized cost of a financial liability and of allocating interest expense over the relevant period. The effective interest rate is the rate that exactly discounts estimated future cash payments (including all fees and points paid or received that form an integral part of the effective interest rate, transaction costs and other premiums or discounts) through the expected life of the financial liability, or (where appropriate) a shorter period, to the amortized cost of a financial liability.

The Company's financial liabilities classified under this category include accrued expenses and other payables and payable to fund manager.

Offsetting financial instruments

Financial assets and liabilities are offset and the net amount reported in the statements of financial position when there is a legally enforceable right to offset the recognized amounts and there is an intention to settle on a net basis or realize the asset and settle the liability simultaneously.

A right to offset must be available today rather than being contingent on a future event and must be exercisable by any of the counterparties, both in the normal course of business and in the event of default, insolvency or bankruptcy.

Derecognition of financial liabilities

The Company derecognizes financial liabilities when, and only when, the Company's obligations are discharged, cancelled or have expired. The difference between the carrying amount of the financial liability derecognized and the consideration paid and payable is recognized in profit or loss.

Equity instruments

An equity instrument is any contract that evidences a residual interest in the assets of the Company after deducting all of its liabilities. Equity instruments issued by the Company are recognized at the proceeds received, net of direct issue costs.

Share capital

Share capital consisting of ordinary shares is classified as equity. Incremental costs directly attributable to the issue of new shares or options are shown in equity as a deduction from the proceeds, net of tax. Any excess of proceeds from issuance of shares over its par value is recognized as additional paid-in capital.

Retained earnings

Retained earnings represent accumulated profit attributable to equity holders of the Company after deducting dividends declared. Retained earnings may also include effect of changes in accounting policy as may be required by the standard's transitional provisions.

Repurchase, disposal and reissuance of share capital (treasury shares)

When share capital recognized as equity is repurchased, the amount of the consideration paid, which includes directly attributable cost, net of any tax effects, is recognized as a reduction from equity. Repurchased shares are classified as treasury shares and are presented in the reserve for own share account. When treasury shares are sold or reissued subsequently, the amount received is recognized as increase in equity, and the resulting surplus or deficit on the transaction is presented as additional paid-in capital.

Deposit for future stock subscriptions (DFFS)

DFFS is recorded at historical cost. According to Financial Reporting Bulletin (FRB) No. 6 as issued by SEC, it is classified as equity when all of the following criteria are met:

- the unissued authorized capital stock of the entity is insufficient to cover the amount of shares indicated in the contract;
- there is Board of Directors' approval on the proposed increase in authorized capital stock (for which a deposit was received by the Company);
- there is stockholders' approval of said proposed increase; and
- the application for the approval of the proposed increase has been presented for filing or has been filed with the SEC.

Deposit for future stock subscriptions is classified as liability, when the above criteria are not met.

Revenue Recognition

Revenue is measured based on the consideration to which the Company expects to be entitled in a contract with a customer and excludes amounts collected on behalf of third parties. The Company recognizes revenue when it transfers control of a product or service to a customer.

Interest income

Interest income from a financial asset is recognized when it is probable that the economic benefits will flow to the Company and the amount of income can be measured reliably. Interest income is accrued on a time proportion basis, by reference to the principal outstanding and at the effective interest rate applicable, which is the rate that exactly discounts estimated future cash receipts through the expected life of the financial asset to that asset's net carrying amount.

Realized gains or losses

Gains or losses arising on the disposal of investments are determined as the difference between the sales proceeds and the carrying amount of the investments and is recognized in profit or loss.

Fair value gains or losses

Gains or losses arising from changes in fair values of investments are disclosed under the policy on financial assets.

Other income

Other income is income generated outside the normal course of business and is recognized when it is probable that the economic benefits will flow to the Company and it can be measured reliably.

Expense Recognition

Expenses are recognized in profit or loss when a decrease in future economic benefit related to a decrease in an asset or an increase in a liability has arisen that can be measured reliably. Expenses are recognized in profit or loss on the basis of: (i) a direct association between the costs incurred and the earning of specific items of income; (ii) systematic and rational allocation procedures when economic benefits are expected to arise over several accounting periods and the association with income can only be broadly or indirectly determined; or, (iii) immediately when an expenditure produces no future economic benefits or when, and to the extent that, future economic benefits do not qualify, or cease to qualify, for recognition in the statements of financial position as an asset.

Expenses in the statements of comprehensive income are presented using the function of expense method. Investment expenses are transaction costs incurred in the purchase and sale of investments. Operating expenses are costs attributable to administrative and other business expenses of the Company including management fees and custodianship fees.

Fair Value

Fair value is the price that would be received to sell an asset or paid to transfer a liability in an orderly transaction between market participants at the measurement date, regardless of whether that price is directly observable or estimated using another valuation technique. In estimating the fair value of an asset or a liability, the Company takes into account the characteristics of the asset or liability if market participants would take those characteristics into account when pricing the asset or liability at the measurement date. Fair value for measurement and/or disclosure purposes in these financial statements is determined on such basis.

In addition, for financial reporting purposes, fair value measurements are categorized into Levels 1, 2 or 3 based on the degree to which the inputs to the fair value measurements are observable and the significance of the inputs to the fair value measurement in its entirety, which are described as follows:

- Level 1 inputs are quoted prices (unadjusted) in active markets for identical assets or liabilities that the entity can access at the measurement date;
- Level 2 inputs are inputs, other than quoted prices included within Level 1, that are observable for the asset or liability, either directly or indirectly; and
- Level 3 inputs are unobservable inputs for the asset or liability.

Related Party Transactions

A related party transaction is a transfer of resources, services or obligations between the Company and a related party, regardless of whether a price is charged.

Parties are considered related if one party has control, joint control, or significant influence over the other party in making financial and operating decisions. An entity that is a post-employment benefit plan for the employees of the Company and the key management personnel of the Company are also considered to be related parties.

Taxation

Income tax expense represents the sum of the current tax, final tax and deferred tax expense.

Current tax

The current tax expense is based on taxable profit for the year. Taxable profit differs from net profit as reported in the statements of comprehensive income because it excludes items of income or expense that are taxable or deductible in other years and it further excludes items that are never taxable or deductible. The Company's current tax expense is calculated using 25% regular corporate income tax (RCIT) rate or 1% minimum corporate income tax (MCIT), whichever is higher.

Final tax

Final tax expense represents final taxes withheld on interest income from cash and cash equivalents and equities.

Deferred tax

Deferred tax is recognized on temporary differences between the carrying amounts of assets and liabilities in the financial statements and the corresponding tax bases used in the computation of taxable profit. Deferred tax liabilities are generally recognized for all taxable temporary differences. Deferred tax assets are generally recognized for all deductible temporary differences to the extent that it is probable that taxable profits will be available against which those deductible temporary differences can be utilized. Such deferred tax assets and liabilities are not recognized if the temporary difference arises from the initial recognition (other than in a business combination) of assets and liabilities in a transaction that affects neither the taxable profit nor the accounting profit.

The carrying amount of deferred tax assets is reviewed at the end of each reporting period and reduced to the extent that it is no longer probable that sufficient taxable profits will be available to allow all or part of the asset to be recovered.

Deferred tax assets and liabilities are measured at the tax rates that are expected to apply in the period in which the liability is settled or the asset realized, based on tax rates (and tax laws) that have been enacted or substantively enacted by the end of the reporting period.

Deferred tax assets and liabilities are offset when there is a legally enforceable right to offset current tax assets against current tax liabilities and these relate to income taxes levied by the same taxation authority and the Company intends to settle its current tax assets and liabilities on a net basis.

Current and deferred taxes for the year

Current and deferred taxes are recognized in profit or loss, except when they relate to items that are recognized in OCI or directly in equity, in which case, the current and deferred taxes are also recognized in OCI or directly in equity, respectively.

Foreign Currency

Foreign currency transactions

Transactions in currencies other than functional currency of the Company are recorded at the rates of exchange prevailing on the dates of the transactions. At the end of each reporting period, monetary assets and liabilities that are denominated in foreign currencies are retranslated at the rates prevailing at the end of the reporting period.

Non-monetary assets and liabilities carried at fair value that are denominated in foreign currencies are translated at the rates prevailing at the date the fair value was determined. Gains and losses arising on retranslation are included in profit or loss for the year, except for exchange differences arising on non-monetary assets and liabilities when the gains and losses of such non-monetary items are recognized directly in equity. Non-monetary assets and liabilities that are measured in terms of historical cost in a foreign currency are not retranslated.

Exchange differences on monetary items are recognized in profit or loss in the period in which they arise.

Earnings (Loss) per Share

The Company computes its basic earnings (loss) per share by dividing profit or loss for the year attributable to ordinary equity holders of the Company by the weighted average number of ordinary shares outstanding during the period.

For the purpose of calculating diluted earnings (loss) per share, profit or loss for the year attributable to ordinary equity holders of the Company and the weighted average number of shares outstanding are adjusted for the effects of deposits for future stock subscriptions which are dilutive potential ordinary shares.

Net Asset Value per Share (NAVPS)

The Company computes its NAVPS by dividing the total net asset value as at the end of the reporting period by the number of issued and outstanding shares and shares to be issued on deposits for future stock subscriptions.

Events After the Reporting Period

The Company identifies events after the end of the reporting period as those events, both favorable and unfavorable, that occur between the end of the reporting period and the date when the financial statements are authorized for issue. The financial statements of the Company are adjusted to reflect those events that provide evidence of conditions that existed at the end of the reporting period. Non-adjusting events after the end of the reporting period are disclosed in the notes to the financial statements when material.

4. CASH AND CASH EQUIVALENTS

	March 2023	December 2022
Cash in banks	\$ 159,783	\$ 726,830
Cash equivalents	950,497	451,142
	\$ 1,110,280	\$1,177,972

5. FINANCIAL ASSETS AT FAIR VALUE THROUGH PROFIT OR LOSS

	March 2023	December 2022
Investments in global mutual funds	\$ 26,328,756	\$29,656,238
Investments in global exchange traded funds	5,193,106	1,686,287
	\$ 31,521,861	\$31,342,525

Net gains on investments recognized in profit or loss arising from held-for-trading financial assets are as follows:

	March 2023	December 2022
Net unrealized gains (losses) on investments	\$1,754,796	(\$5,085,292)
Net realized losses on investments	(337,708)	(4,025,079)
	\$1,417,088	\$9,110,371

The movements in the financial assets at FVTPL are summarized as follows:

	March 2023	December 2022
Beginning balance	\$ 31,342,525	\$ 39,967,270
Additions	18,464,426	59,472,772
Disposal	(20,039,885)	(63,012,225)
Unrealized gains (losses)	1,754,796	(5,085,292)
Ending balance	\$ 31,521,861	\$ 31,342,525

6. ACCRUED INTEREST RECEIVABLE

This account consists of accrued interest on the following:

	March 2023	December 2022
Cash equivalents	\$ 105	\$ 128

Collection of interest depends on the scheduled interest payments of each asset held.

7. OTHER CURRENT ASSETS

	March 2023	December 2022
Prepaid Expenses	\$ 469	\$ -

8. ACCRUED EXPENSES AND OTHER PAYABLES

	March 2023	December 2022
Due to investors	\$ 348,519	\$ 5,139
Filing and registration fees payable	81,665	81,665
Withholding and documentary stamp tax	5,334	5,511
Professional fees	4,109	4,718
Custodian fees	2,588	1,645
	\$ 442,215	\$98,678

Due to investors account pertains to amounts payable to investors for the redemption of their investments processed on or before the reporting period, which are usually paid four days after the transaction date.

Filing and registration fees payable pertains to the amount payable to SEC in relation with the Company's authorized capital stock increase application. As at March 31, 2023 and December 31, 2022, filing and registration fees incurred amounted to nil and \$81,665 respectively.

9. DUE FROM BROKERS

Due from brokers account refers to amounts receivable from brokers arising from the sale of investments processed on or before the reporting period, which are settled three days after the transaction date.

Due from brokers amounted to \$ 420,000 and nil as at March 31, 2023 and December 31, 2022, respectively.

Counterparties to the contract are not allowed to offset payable and receivable arising from the purchase and sale of investments.

Commission expense amounting to \$1,596 and \$4,151 in March 31, 2023 and 2022, respectively, are paid to brokers when buying and selling shares of stock.

10. RELATED PARTY TRANSACTIONS

In the normal course of business, the Company transacts with entities which are considered related parties under PAS 24, *Related Party Disclosures*.

The details of transaction with related parties and the amounts paid or payable are set out below:

Nature of Transaction	Transactions During the Period	Outstanding Payable		Term	Condition	Notes
		Q1 2023	Q1 2023 December 2022			
SLAMCI-Fund Manager Management Distribution and Transfer fees	\$ 173,449	\$ 53,685	\$ 55,570	Non- interest bearing; Annual rate of 1.90% of average daily net assets; settled in cash on or before the 15 th day of the following month	Unsecured; Unguaranteed, not impaired	a
Key Management Personnel Director's Fee	\$ 1,179	\$ 0	\$ -	Settled in cash; payable on demand	Unsecured; Unguaranteed	b

11. EQUITY

Movements are as follows:

	2023	
	Shares	Amount
Authorized: at P1.00 par value		
At January 1	12,000,000	P 12,000,000
Issued and fully paid:		
At March 31	11,996,439	\$ 260,925
Treasury shares:		
At January 1	87,849	\$ 120,948
Acquisition	431,893	638,661
Reissuance	(516,695)	(755,154)
At March 31	3,047	\$ 4,455
Deposit for Future Stock Subscription:		
At January 1	10,820,577	\$ 18,642,576
Receipts of DFFS	250,698	361,790
Redemption of DFFS	(1,050,553)	(1,769,152)
At March 31	10,020,722	\$ 17,235,213

Incorporation

The Company was incorporated on September 4, 2015 with 6,000,000 authorized shares with a par value of P1.00. The SEC approved the registration on March 22, 2016.

Approved changes

On September 7, 2015, the shareholders and Board of Directors approved the blanket increase of the Company's authorized share capital up to 1,000,000,000 shares.

On January 16, 2018, the Chairman of the Board of Directors of the Company and the President of SLAMCI jointly approved the first tranche of increase in ACS of the Company by P6,000,000 divided into 6,000,000 shares at a par value of P1.00 per share.

Pending Application for 6,000,000 additional shares

On March 26, 2018, the Company's application for increase in ACS of 6,000,000 shares was filed/presented with the SEC.

On August 31, 2018, the Company received the SEC evaluator's comments and additional requirements on its application for the increase in ACS.

On October 5, 2018, the Company submitted to SEC the revised application and additional documents as required by the evaluator.

On March 3, 2019, the Company received the SEC evaluator's comments and additional requirements on its revised application for the increase in ACS.

On October 28, 2020, the Company received additional comments from SEC for the Company's application for increase in ACS of 6,000,000 shares.

On February 26, 2021, the Company submitted to SEC-CRMD the requirements for the approval of 6,000,000 additional ACS.

In 2021, the Company engaged a professional service firm to provide assistance to the Company in the submission of documents as required by the SEC for the approval of 6,000,000 additional shares.

On March 2, 2021, the Company received an instruction from SEC to re-submit the original copies of all the documentary requirements.

On June 29, 2021, the Company submitted the soft copies of the documentary requirements thru email to the SEC.

On July 14, 2021, the Company received the monitoring clearance issued by SEC-CGFD with list of comments dated July 9, 2021.

On July 19, 2021, the Company filed the original documents to the SEC awaiting feedback from the SEC examiner.

On September 10, 2021, RTC sent a letter to SEC concerning the Company's request for the issuance of the monitoring clearance.

On September 24, 2021, SEC-CGFD has considered the Company's request for the submission of an undertaking subject to certain conditions.

On October 27 and November 8, 2021, draft Deed of Undertaking (DOU) was submitted to SEC-CGFD subject for review and comments.

On November 15, 2021, SEC-CGFD pre-cleared the draft DOU submitted by RTC on behalf of the Company.

On December 29, 2021, RTC electronically filed with SEC-CGFD the DOU and Secretary's Certificate in relation to the execution of the said DOU.

On January 4, 2022, RTC received SEC-CGFD's response on the DOU, that the SEC-CGFD has no further comments on the DOU and interpose no objection to the processing of the applications and is further subject to acceptance by CRMD to satisfy its clearance requirement.

On July 12, 2022, the Company filed the originally copy of the DOU to the SEC.

On July 20, 2022, the Company's application for 6,000,000 increase in authorized share capital was approved by the SEC awaiting RS approval.

As at July 20, 2022, the Company reclassified the 6,000,000 deposit for future subscription to subscribed capital stock.

Currently, the Company is in the process of completing the requirements for application of amended Registration Statement.

Pending Application for 20,000,000 additional shares

On March 23, 2021, the President of the Company and the President of SLAMCI, jointly approved the second tranche of increase in ACS by Php20,000,000.00 divided into 20,000,000 shares at the par value of Php 1.00 per share.

On June 28, 2021, the Company's application for increase in ACS of 20,000,000 shares was filed/presented with the SEC.

On July 14, 2021, the Company received the monitoring clearance issued by SEC-CGFD with list of comments dated July 9, 2021.

On September 24, 2021, SEC-CGFD has considered the Company's request for the submission of an undertaking subject to certain conditions.

On October 27 and November 8, 2021, draft DOU was submitted to SEC-CGFD subject for review and comments.

On November 15, 2021, SEC-CGFD pre-cleared the draft DOU submitted by RTC on behalf of the Company.

On December 29, 2021, RTC electronically filed with SEC-CGFD the DOU and Secretary's Certificate in relation to the execution of the said DOU.

On January 4, 2022, RTC received SEC-CGFD's response on the DOU, that the SEC-CGFD has no further comments on the DOU and interpose no objection to the processing of the applications and is further subject to acceptance by CRMD to satisfy its clearance requirement.

On January 27, 2023, the Company received first pre-processing report dated January 26, 2023 from SEC-CRMD. The Company is currently in the process of completing the documentary requirements.

Pending Application for 50,000,000 additional shares

On June 30, 2022, the Company's application for increase in ACS of 50,000,000 shares was presented with the SEC.

Currently, the Company and RTC are continuously coordinating with the SEC-CRMD and SEC-CGFD for the status of all pending ACS increase applications.

Current state

DFFS received in cash amounting to \$17,235,213 and \$18,642,576 as at March 31, 2023 and December 31, 2022, respectively, were classified as equity since the Company has met all of the required for such recognition in accordance to Financial Reporting Bulletin (FRB) No. 6 as amended on May 11, 2017.

As at March 31, 2023, the Company has 11,993,392 issued and outstanding shares out of 12,000,000 ACS with a par value of P1.00.

On January 6, 2022, the SEC's Commission en Banc, issued Financial Reporting Bulletin (FRB) No. 6 Deposit For Future Stock Subscription (DFFS) which imposed the prohibition on Investment Companies to accept DFFS.

On March 14, 2022, Management filed a Request for Exemptive Relief from the amended FRB No. 6 with the SEC. Consequently, the Commission en Banc in its meeting held on 28 April 2022 approved said request to temporarily allow the acceptance of DFFS during the pendency of the applications for increase of authorized capital stock of the Company, subject to compliance with the following conditions:

a) That the Company will only temporarily accept DFFS up to the maximum number of shares covered the respective pending applications for increase of authorized capital stock:

<u>Name of Fund</u>	<u>Period</u>	<u>Total ACS Increase</u>
World Voyager	As of June 25, 2021	26 Million

b) To expedite the subsequent securities registration process, the Company shall likewise be required to submit, within thirty (30) days from receipt of the letter granting its herein request, the corresponding SEC Form 12-1-ICA for the registration of additional registration of shares covered by the abovementioned ACS applications pursuant to ICA and SRC for concurrent processing, approval of which shall be made subject to the approval of the increase; and

c) That no DFFS shall be accepted beyond the number of shares mentioned in item (a).

The following table shows the number of institutional and retail investors and the percentage of their investments, and the geographic concentration of investments as of March 31, 2023.

% Ownership of Institutional Investors	% Ownership of Retail Investors
28.06%	71.94%

Area	Percentage of Investments
LUZON	95%
VISAYAS	4%
MINDANAO	1%
TOTAL	100%

12. ADDITIONAL PAID-IN CAPITAL

Additional paid-in capital pertains to excess payments over par value from investors and from reissuance of treasury shares.

	March 2023	December 2022
APIC	\$ 15,629,052	\$ 15,396,626

13. NET ASSET VALUE PER SHARE (NAVPS)

NAVPS is computed as follows:

	March 2023	December 2022
Total equity	\$ 32,556,759	\$32,366,358
Outstanding shares	22,014,114	22,729,167
NAVPS	\$ 1.4789	\$ 1.4240

Net Asset Value Calculation

The net asset value shall be calculated by adding:

- The aggregate market value of the portfolio securities and other assets;
- The cash on hand;
- Any dividends on stock trading ex-dividend; and
- Any accrued interest on portfolio securities,

And subtracting:

- Taxes and other charges against the fund not previously deducted;
- Liabilities
- Accrued expenses and fees; and
- Cash held for distribution to investors of the fund on a prior date

Price Determination Of The Assets Of The Investment Company

The value of the assets of the Investment Company shall be determined based on the following:

- a. If quoted in an organized market, based on official closing price or last known transacted price;
- b. If unquoted or quoted investments where the transacted prices are not represented or not available to the market, based on fair value; Provided further that in determining the fair value of investments, the Fund Manager shall, with due care and good faith:
 - Have reference to the price that the Investment Company would reasonably expect to receive upon the sale of the investment at the time the fair value is determined;
 - Document the basis and approach for determining the fair value.

Below table shows the investment company return information of the Fund in the last five (5) recently completed fiscal years as at March 31, 2023:

	Yields	NAVPS	NAVPS date
Year on year yield (1-year)	-14.1721%	1.7231	March 31, 2022
3 Year - Simple	31.3760%	1.1257	March 31, 2020
5Year - Simple	16.5222%	1.2692	March 28, 2018

14. **INTEREST INCOME**

This account consists of interest income on the following:

	March 2023	March 2022
Cash equivalents	\$ 9,545	\$ -
Cash in banks	5	11
	\$ 9,550	\$ 11

15. **EARNINGS (LOSS) PER SHARE**

The calculation of the earnings (loss) per share for the quarter is based on the following data:

	March 2023	March 2022
Net Income (loss) for the period	1,248,844	(\$2,854,145)
Weighted average number of outstanding shares for the purpose of computing earnings (loss) per share	5,961,032	5,954,620
Basic earnings (loss) per share	\$ 0.210	(\$ 0.479)

16. **FAIR VALUE OF FINANCIAL INSTRUMENTS**

Financial assets and liabilities measured at fair value on a recurring basis

The following table provides an analysis of financial instruments that are measured subsequent to initial recognition at fair value classified under level 1 based on the degree to which the inputs to fair value are observable.

	Level 1
March 31, 2023	
Financial Assets	
Global mutual funds	\$ 26,328,756
Global exchange traded funds	5,193,106
	\$ 31,521,861
December 31, 2022	
Financial Assets	
Global mutual funds	\$29,656,238
Global exchange traded funds	1,686,287
	\$31,342,525

Investments in mutual funds and global exchange traded funds are valued at their published NAVPS as at reporting date.

No transfers in fair value hierarchy were made as at March 31, 2023 and December 31, 2022. Total unrealized gain or loss on investments relating to financial assets that are measured at fair value at the end of the reporting period are presented separately in the statements of comprehensive.

Financial asset and liabilities not measured at fair value

The following financial assets and financial liabilities are not measured at fair values on recurring basis but the fair value disclosure is required:

	Note	Carrying Amounts	Level 1	Fair Values Level 2	Total
March 31, 2022					
Financial Assets					
Cash and cash equivalents	4	\$ 1,110,280	\$ 1,110,280	\$ -	\$ 1,110,280
Accrued interest receivable	6	105	-	105	105
Due from brokers	9	420,000	-	420,000	420,000
		\$ 1,530,385	\$ 1,110,280	\$ 420,105	\$ 1,530,385
Financial Liabilities					
Accrued expenses and other payables	8	\$ 357,888	\$ -	\$ 357,888	\$ 357,888
Payable to fund manager	10	53,685	-	53,685	53,685
		\$ 411,573	\$ -	\$ 411,573	\$ 411,573
December 31, 2022					
Financial Assets					
Cash and cash equivalents	4	\$1,177,972	\$1,177,972	\$ -	\$1,177,972
Accrued interest receivable	6	128	-	128	128
		\$1,178,100	\$1,177,972	\$ 128	\$1,178,100
Financial Liabilities					
Accrued expenses and other payables	8	\$ 11,501	\$ -	\$ 11,501	\$ 11,501
Payable to fund manager	10	55,570	-	55,570	55,570
		\$ 67,071	\$ -	\$67,071	\$ 67,071

The difference between the carrying amount of accrued expenses and other payables disclosed in the statements of financial position and the amount disclosed in this note pertains to withholding and documentary stamp taxes and filing and registration fees that are not considered financial liabilities.

Cash in banks, accrued expenses and other payables and payable to fund manager have short-term maturities, hence, their carrying amounts are considered their fair values.

Item 2. Management's Discussion and Analysis of Financial Condition and Results of Operations

The Performance of the Company could be measured by the following indicators:

1. **Increase/Decrease in Net Assets Value Per Share (NAVPS).** NAVPS is computed by dividing net assets (total assets less total liabilities) by the total number of shares issued and outstanding plus the total number of shares outstanding due to deposit for future subscriptions (DFFS) and for conversion to shares, if any, as of the end of the reporting day. Any increase or decrease in NAVPS translates to a prospective capital gain or capital loss, respectively, for the Fund's shareholders.
2. **Net Investment Income.** Represents the total earnings of the Fund from its investment securities, less operating expenses and income tax. This gauges how efficiently the Fund has utilized its resources in a given time period.
3. **Assets Under Management (AUM).** These are the assets under the Fund's disposal. This measures investor confidence (increase/decrease brought about by investor subscriptions/redemptions) as well as the growth of the Fund (increase/decrease brought about by its operational income and market valuation of its assets and liabilities).
4. **Cash Flow.** Determines whether the Fund was able to achieve the optimal level of liquidity by being able to meet all its scheduled payments, while maintaining at the same time the maximum investments level and minimum cash level.

Management's Discussion and Analysis of Financial Condition and Results of Operations

Material Changes in the 1st Quarter Financial Statements

Statement of Financial Position and Statements of Changes in Equity – March 31, 2023 vs. December 31, 2022

For the Period Ended	31-Mar-23	31-Dec-22	Movement	Percentage (%)	MDAS
	Unaudited	Audited			
Cash and cash equivalents	\$1,110,280	\$1,177,972	\$(67,692)	-5.75%	Liquidity requirements are still met.
Financial assets at fair value through profit or loss	31,521,861	31,342,525	179,336	0.57%	The increase was due favorable market condition during the period.
Accrued interest receivable	105		105	100.00%	Interest receivable from term deposit.
Due from brokers	420,000	-	420,000	100.00%	This account refers to amounts receivable from brokers arising from the sale of investments processed on or before the reporting period, which are settled three days after the transaction date.
Prepayments and other current assets	469	-	469	100.00%	This account pertains to prepaid expenses to be amortized until end of the accounting period.
Total Assets	33,052,715	32,520,497	532,218	1.64%	
Accrued expenses and other payables	442,215	98,678	343,537	348.14%	The increase was mainly due to higher amount payable to investors for the redemption of their investments processed on or before the reporting period, which are usually paid four (4) days after the transactions date.
Payable to Fund Manager	53,685	55,570	(1,885)	-3.39%	The decrease was due to lower AUM for the period
Income tax payable	56	19	37	194.74%	Income tax payable for the period.
Total Liabilities	495,956	154,267	341,689	221.49%	
Share capital	260,925	260,925	-	0.00%	
Deposits for future stock subscriptions	17,235,213	18,642,576	(1,407,363)	-7.55%	The decrease was mainly due to net redemptions of DFFS for the period.
Additional paid in capital	15,629,052	15,396,626	232,426	1.51%	
Retained earnings	(563,976)	(1,812,821)	1,248,845	-68.89%	Net income for the period
Treasury Shares	(4,455)	(120,948)	116,493	-96.32%	Due to reissuance of treasury shares during the period.
Net Assets	\$32,556,759	\$32,366,358	\$190,401	0.59%	Increase is due to reissuance of treasury shares and net income for the period.
Net Assets Value per Share	\$1.4789	\$1.4240	\$0.0549	3.86%	

There were no known trends, demands, commitments, events or uncertainties that will result in or that are reasonably likely to result in increasing or decreasing the Company's liquidity in any material way.

There was no contingent liability reflected in the accompanying interim unaudited financial statements.

The Company does not anticipate having any cash flow or liquidity problems as it complies with the liquidity requirements per ICA-IRR 6.10. The Fund was able to meet all its monetary obligations to its

shareholders (for redemption) and creditors for the period covered. It does not foresee any event that could trigger a direct or contingent financial obligation that is material to its operations.

There were no material off-balance sheet transactions, arrangements, obligations (including contingent obligations), and other relationships of the Fund with unconsolidated entities/other persons created during the reporting period. Likewise, there are no material commitments for capital expenditures, known trends, events, or uncertainties that have had or that are reasonably expected to have a material impact on net income/revenue from the continuing operations of the Company.

There are no other significant events and transactions from the last annual reporting period that is required for disclosure this quarter.

Statement of Comprehensive Income for the Three months ended – March 31, 2023 vs. March 31, 2022

For the Period Ended	31-Mar-23	31-Mar-22	Movement	Percentage (%)	MDAS
	Unaudited	Unaudited			
Investment Loss	\$(324,173)	\$(311,326)	\$(12,847)	4.13%	The decrease was mainly due to realized trading loss from disposal of equity securities during the period.
Investment Expenses	1,596	4,151	(2,555)	-61.55%	Commission expenses during the period.
Operating Expenses	178,712	220,635	(41,923)	-19.00%	Lower management fees during the period due to higher AUM compared to the same period last year. Lower custodianship fees, professional fees and taxes and licenses for the period.
Net Unrealized Gains (Losses) on Investments	1,754,796	(2,318,032)	4,072,828	-175.70%	Due to favorable market condition of foreign investments during the period
Provision for Income Tax	1,470	1	1,469	146900.00%	Final taxes of interest income earned from cash and cash equivalents
Net Investment Income (Loss)	\$1,248,845	\$(2,854,145)	\$4,102,990	143.76%	

Average daily net asset value from January to March 2023 and January to March 2022 is \$ 33,056,373 and \$ 39,058,825, respectively.

The Company has no unusual nature of transactions or events that affect assets, liabilities, equity, net income or cash flows.

There were no commitments, guarantees and contingent liabilities that arise in the normal course of operations of the Fund which are not reflected in the accompanying interim unaudited financial statements.

The management of the Fund is of the opinion that there were no income or losses from these items that will have any material effect on its interim unaudited financial statements.

There were no known material events subsequent to the end of the quarterly reporting period that have not been reflected in the Company's interim unaudited financial statements as at the period ended March 31, 2023. There were no significant elements of income or loss that did not arise from the Fund's continuing operations. There were no changes in estimates of amount reported in the current financial year or changes in estimates of amounts reported in prior financial years.

PART II – RISK MANAGEMENT

Item 1. Financial Risk Exposures of the Company

Financial Risk Management Objectives and Policies

The Company's activities expose it to a variety of financial risks: Market risk, which includes fair value interest rate risk and equity price risk; credit risk; and liquidity risk. The Fund Manager exerts best efforts to anticipate events that would negatively affect the value of the Company's assets and takes appropriate actions to counter these risks. However, there is no guarantee that the strategies will work as intended. The policies for managing specific risks are summarized below:

Equity Risk: Companies issue equities, or stocks, to help finance their operations and future growth. A company's performance outlook, market activity and the larger economic picture influence its stock price. When the economy is expanding, the outlook for many companies will be positive and the value of their stocks should rise. The opposite is also true. The value of a Fund is affected by changes in the prices of the stocks it holds. The risks and potential rewards are usually greater for small companies, start-ups, resource companies and companies in emerging markets. Investments that are convertible into equity may also be subject to interest rate risk.

Foreign Investment Risk: The Fund invests in securities issued by corporations in, or governments of, countries other than the Philippines. Investing in foreign securities can be beneficial in expanding your investment opportunities and portfolio diversification, but there are risks associated with foreign investments, including:

- companies outside of the Philippines may be subject to different regulations, standards,
- reporting practices and disclosure requirements than those that apply in the Philippines;
- the legal systems of some foreign countries may not adequately protect investor rights;
- political, social or economic instability may affect the value of foreign securities;
- foreign governments may make significant changes to tax policies, which could affect the value of foreign securities; and
- foreign governments may impose currency exchange controls that prevent a Fund from taking money out of the country.

Fund Manager Risk: The performance of the Funds is also dependent on the Fund Manager's skills. Hence, the Fund may underperform in the market and/or in comparison with similar funds due to investment decisions made by the Fund Manager, and may also fail to meet the Fund's investment objectives. The Board of Directors of the Funds, however, shall ensure that all investment policies and restrictions enumerated in this Prospectus are strictly followed.

Geographic Concentration Risk: Some Funds may invest a relatively large portion of their assets in issuers located in a single country, a small number of countries, or a particular geographic region. As a result, the performance of these Funds could be closely tied to the market, currency, economic, political, regulatory, geopolitical or other conditions in such countries or region, and could be more volatile than the performance of funds with more geographically-diversified holdings.

Passive Management Risk: Some Funds may invest in other mutual funds that are not actively managed, such as index funds. Passively managed funds would not sell a security if the security's issuer was in financial trouble, unless the security is removed from the applicable index being replicated. The passively managed fund must continue to invest in the securities of the index, even if the index is performing poorly. That means the passively managed fund won't be able to reduce risk by diversifying its investments into securities listed on other indices. As a result, the performance of a passively managed fund may differ significantly from the performance of an actively managed fund. This may in turn affect the performance of a Fund that invests in such passively managed fund.

Underlying Fund Risk: Some Funds may pursue its investment objectives indirectly by investing in shares of other mutual funds, including exchange-traded funds, in order to gain access to the strategies pursued by those underlying funds. There can be no assurance that any use of such multi-layered fund of fund structures will result in any gains for a Fund. If an underlying fund that is not traded on an exchange

suspends redemptions, a Fund will be unable to value part of its portfolio and may be unable to redeem shares. Underlying funds that are traded on an exchange are subject to the following risks that do not apply to conventional mutual funds: (i) an exchange-traded fund's units often trade on the exchange at a premium or discount to the net asset value of such units; (ii) an active trading market for an exchange-traded fund's units may not develop or be maintained, and (iii) there is no assurance that the exchange-traded fund will continue to meet the listing requirements of the exchange.

Liquidity Risk: The Funds are usually able to service redemptions of investors within 7 business days after receiving the notice of redemption by paying out redemptions from available cash or cash equivalents. When redemptions exceed these liquid holdings, the Funds will have to sell less-liquid assets, and during periods of extreme market volatility, the Funds may not be able to find a buyer for such assets. As such, the Funds may not be able to generate enough cash to pay for the redemptions within the normal 7-day period.

Dilution Risk: Being an open-end mutual fund, various investors may effectively subscribe to any amount of shares of the Fund. You then face the risk of your investments being diluted by the shares of the other investors of the Fund. The influence that the investors can exert over the control and management of the Fund decreases proportionately.

Large Transaction Risk: If an investor in a Fund makes a large transaction, the Fund's cash flow may be affected. For example, if an investor redeems a large number of shares of a Fund, that Fund may be forced to sell securities at unfavorable prices to pay for the proceeds of redemption. This unexpected sale may have a negative impact on the net asset value of the Fund.

Non-Guarantee: Unlike deposits made with banks, an investment in the Fund is neither insured nor guaranteed by the PDIC. You carry the risk of losing the value of your investment, without any guarantee in the form of insurance. Moreover, as with any investment, it is important to note that past performance of the Fund does not guarantee its future success.

Not Insured: You should be aware that your investment in the Funds is not insured with the Philippine Deposit Insurance Corporation ("PDIC"). The Fund Manager is prevented by law to guarantee any return.

Regulatory Risk: The Funds' operations are subject to various regulations, such as those affecting accounting of assets and taxation. These regulations do change, and as a result, investors may experience lower investment returns or even losses depending on what such a regulatory change entails. For example, higher taxes would lower returns, and a mandated precautionary loan loss provisions could result in the Fund experiencing a loss in the value of assets

The above risk factors are by no means exhaustive. New and/or unidentified risks may arise given the fast changing financial markets and economic environment.

Classification of the Fund into high, moderate or low risk investment: Given its investment objective - aims to generate long-term appreciation through diversified investments in equity and equity-linked securities issued by corporations domiciled in developed and emerging markets, or through diversified investment companies invested in such securities. – the Fund is classified as a high-risk investment.

2. Capital Risk Management

The Company manages its capital to ensure that the Company will be able to continue as a going concern while maximizing returns to stakeholders through the optimization of the mix of high-quality debt and equity securities from domestic issuers.

The Company is guided by its Investment Policies and Legal Limitations. All the proceeds from the sale of shares, including the original subscription payments at the time of incorporation constituting the paid-in capital, is held by the pertinent custodian banks.

The capital structure of the Company consists of issued capital.

The Company manages capital and NAVPS to ensure that the Company's net asset value remains competitive and appealing to prospective investors.

The Company is also governed by the following fundamental investment policies:

1. As a Fund-of-Funds, the Fund shall be subject to the following:
 - a. The Fund shall invest more than fifty percent (50%) of net assets in more than one (1) collective investment scheme;
 - b. The Target Fund shall not be a Feeder Fund;
 - c. The Target Funds are CIS established by another fund manager/s, asset management company/ies or fund operator/s;
 - d. The Target Fund shall provide ample protection to the investors of the Fund-of-Funds. If the Target Fund is a foreign fund, it shall have assessed to have broadly implemented the IOSCO Principles relevant to collective investment schemes;
 - d. The Target Fund publishes Quarterly/Semi-Annual and Annual Reports.
 - e. Investment limit of fifteen percent (15%) in non-collective investment scheme or entity;
 - f. The investment objectives of the Target Fund is aligned with that of the Fund-of-Funds;
 - h. The Fund-of-Funds is compliant with Rule 6.10 of the Implementing Rules and Regulations of the Investment Company Act;
 - i. The Target Fund is supervised by a regulatory authority, as follows:
 - i. A local Target Fund shall either be registered with the Commission or approved by the Bangko Sentral ng Pilipinas;
 - ii. A Target Fund constituted in another economy shall be registered/authorize/approved, as the case may be in its home jurisdiction by a regulatory authority that is an ordinary or associate member of the IOSCO
 - j. Investments in Target Funds shall be held for safekeeping by an institution registered/authorized/approved by a relevant regulatory authority to act as third party custodian.
2. The Fund shall not issue senior securities.
3. The Fund shall not incur any further debt or borrowing unless at the time of its incurrence or immediately thereafter there is an asset coverage of at least three hundred percent (300%) for all its borrowings. In the event that such asset coverage shall at any time fall below three hundred percent (300%), the Fund shall within three (3) days thereafter, reduce the amount of its borrowings to an extent that the asset coverage of such borrowings shall be at least three hundred percent (300%). 4. The Fund shall not participate in any underwriting or selling group in connection with the public distribution of securities, except its own capital stock.
5. The Fund will generally maintain a diversified portfolio. Geographic and asset allocations may vary at any time depending on the investment manager's overall view.
6. The Fund shall not invest more than twenty percent (20%) of its net assets in real estate properties and developments, subject to investment restrictions and/or limitations under applicable law, if any.
7. The Fund shall not purchase or sell commodity futures contracts.
8. The proportion of the Fund's assets that shall be invested in each type of security shall be determined from time to time, as warranted by economic and investment conditions.
9. Subscribers are required to settle their subscriptions in full upon submission of their application for subscriptions.
10. The Fund may use various techniques to hedge investment risks.
11. The Fund will not change its investment objectives without the prior approval of a majority of its shareholders and prior notice to the SEC.

The Investment Policies refer to the following:

- a. Investment Objective – to generate long-term appreciation through diversified investments in equity and equity-linked securities issued by corporations domiciled in developed and emerging markets, or through diversified investment companies invested in such securities.
- b. Benchmark – 98% Morgan Stanley Capital International All Country World Index (MSCI ACWI) + 2% 30-day USD Deposit Rate
- c. Asset Allocation Range – the Company allocates its funds available for investments among cash and other deposit substitute, fixed-income securities and equity securities based on certain proportion as approved by Management.

Other matters covered in the investment policy include the fees due to be paid to the Fund Manager with management, distribution and transfer agency fees each set at an annual rate of 1.75% of the net assets attributable to shareholders on each valuation day.

In compliance to SEC Memorandum Circular No. 21, Series of 2019 signed on September 24, 2019 in relation to independent Net Asset Value (NAV) calculation, SLAMCI (Fund Manager) engaged Citibank, N.A. Philippines to service its fund accounting functions including calculation of its NAV every dealing day. In December 2020, SLAMCI implemented the outsourced fund accounting to all Sun Life Prosperity Funds.

As at March 31, 2023 and December 31, 2023, the Company is in compliance with the above requirements and minimum equity requirement of the SEC of P50,000,000.

3. The amount and description of the company's investment in foreign securities:

As of reporting period March 31, 2023, the Company's investment in listed foreign equity securities are as follows:

Name of Issuing Entity and Association of Each Issue	Market Value
JPMORGAN FUNDS - GLOBAL RESEARCH ENHANCED INDEX EQUITY	\$ 5,547,428
JPMORGAN INVESTMENT FUNDS - US SELECT EQUITY FUND	4,866,982
NEW CAPITAL UCITS FUND PLC - NEW CAPITAL GLOBAL EQUITY CONVICTION FUND	2,722,651
FRANKLIN TEMPLETON INVESTMENT FUNDS - FRANKLIN MUTUAL GLOBAL DISCOVERY FUND	2,581,711
SPDR MSCI ACWI ETF	2,217,525
SCHRODER INTERNATIONAL SELECTION FUND US LARGE CAP	2,060,697
ISHARES CORE MSCI WORLD UCITS ETF	1,643,362
MFS MERIDIAN FUNDS - EUROPEAN RESEARCH FUND	1,639,211
SCHRODER ISF ASIAN EQUITY YIELD	1,569,484
MFS MERIDIAN FUNDS - CONTINENTAL EUROPEAN EQUITY FUND	1,498,167
ISHARES CORE MSCI EM IMI UCITS ETF	1,332,205
INVESCO RESPONSIBLE JAPANESE EQUITY VALUE DISCOVERY FUND	1,148,324
NEW CAPITAL US SMALL CAP GROWTH FUND	934,710
FTIF - FRANKLIN U.S. OPPORTUNITIES FUND	610,376
SCHRODER ISF CHINA OPPORTUNITIES	518,147
JPM FUNDS - CHINA FUND	361,850
BLACKROCK GLOBAL FUNDS - INDIA FUND	268,331
NOMURA FUNDS IRELAND - ASIA EX JAPAN HIGH CONVICTION FUND	347
BLACKROCK GLOBAL FUNDS - UNITED KINGDOM FUND	148
MORGAN STANLEY INVESTMENT FUNDS - US ADVANTAGE FUND	90
THREADNEEDLE LUX - GLOBAL FOCUS	42
WELLINGTON GLOBAL QUALITY GROWTH FUND	37

Name of Issuing Entity and Association of Each Issue	Market Value
NIKKO AM GLOBAL UMBRELLA FUND - NIKKO AM GLOBAL EQUITY FUND	22
HSBC JAPAN SUSTAINABLE EQUITY UCITS ETF	14
GRAND TOTAL	\$ 31,521,861

4. Significant accounting judgments made in classifying a particular financial instrument in the fair value hierarchy.

CRITICAL ACCOUNTING JUDGMENTS AND KEY SOURCES OF ESTIMATION UNCERTAINTY

In the application of the Company's accounting policies, Management is required to make judgments, estimates and assumptions about the carrying amounts of assets and liabilities that are not readily apparent from other sources. The estimates and associated assumptions are based on the historical experience and other factors that are considered to be relevant. Actual results may differ from these estimates.

The estimates and underlying assumptions are reviewed on an ongoing basis. Revisions to accounting estimates are recognized in the period in which the estimate is revised if the revision affects only that period, or in the period of the revision and future periods if the revision affects both current and future periods.

Critical Judgments in Applying Accounting Policies

The following are the critical judgments, apart from those involving estimations, that Management has made in the process of applying the Company's accounting policies that have the most significant effect on the amounts recognized in the financial statements.

Business model assessment

Classification and measurement of financial assets depends on the results of the SPPI and the business model test. The Company determines the business model at a level that reflects how groups of financial assets are managed together to achieve a particular business objective. This assessment includes judgement reflecting all relevant evidence including how the performance of the assets is evaluated and their performance measured, the risks that affect the performance of the assets and how these are managed and how the managers of the assets are compensated. The Company monitors financial assets measured at amortized cost that are derecognized prior to their maturity to understand the reason for their disposal and whether the reasons are consistent with the objective of the business for which the asset was held. Monitoring is part of the Company's continuous assessment of whether the business model for which the remaining financial assets are held continues to be appropriate and if it is not appropriate whether there has been a change in business model and so a prospective change to the classification of those assets.

The Company measures its financial assets at amortized cost if the financial asset qualifies for both SPPI and business model test. The Company's business model is to hold the asset and to collect its cash flows which are SPPI. All other financial assets that do not meet the SPPI and business model test are measured at FVTPL.

Significant increase of credit risk

ECL is measured as an allowance equal to 12-month ECL for stage 1 assets, or lifetime ECL assets for stage 2 or stage 3 assets. An asset moves to stage 2 when its credit risk has increased significantly since initial recognition. PFRS 9 does not define what constitutes a significant increase in credit risk. In assessing whether the credit risk of an asset has significantly increased the Company takes into account qualitative and quantitative reasonable and supportable forward looking information.

The Company considers a financial instrument to have experienced a significant increase in credit risk when one or more of the qualitative and quantitative criteria have been met.

As at March 31, 2023 and December 31, 2022, the Company's financial instrument measured at amortized cost has not experienced a significant increase in its credit risk.

Models and assumptions used

The Company uses various models and assumptions in measuring the fair value of financial assets as well as in estimating ECL. Judgment is applied in identifying the most appropriate model for each type of asset, as well as for determining the assumptions used in these models, including assumptions that relate to key drivers of credit risk.

Functional currency

Based on the economic substance of the underlying circumstances relevant to the Company, the functional currency of the Company has been determined to be the US dollar (USD). The USD is the currency of the primary economic environment in which the Company operates. It is the currency being used to report the Company's results of operations.

Puttable shares designated as equity instruments

The Company's share capital met the specified criteria to be presented as equity. The Company designated its redeemable share capital as equity instruments since the Company's share capital met the criteria specified in PAS 32, Financial Instruments: Presentation, to be presented as equity.

A puttable financial instrument includes a contractual obligation for the issuer to repurchase or redeem that instrument for cash or another financial asset on exercise of the put. As an exception to the definition of a financial liability, an instrument that includes such an obligation is classified as an equity instrument if it has met all the following features:

- a. it entitles the holder to a pro rata share of the entity's net assets in the event of the entity's liquidation. The entity's net assets are those assets that remain after deducting all other claims on its assets;
- b. it is in the class of instruments that is subordinate to all other classes of instruments;
- c. all financial instruments in the class of instruments that is subordinate to all other classes of instruments have identical features;
- d. apart from the contractual obligation for the issuer to repurchase or redeem the instrument for cash or another financial asset, the instrument does not include any contractual obligation to deliver cash or another financial asset to another entity, or to exchange financial assets or financial liabilities with another entity under conditions that are potentially unfavorable to the entity, and it is not a contract that will or may be settled in the entity's own equity instruments; and
- e. the total expected cash flows attributable to the instrument over the life of the instrument are based substantially on the profit or loss, the change in the recognized net assets or the change in the fair value of the recognized and unrecognized net assets of the entity over the life of the instrument (excluding any effects of the instrument).

As at March 31, 2023 and December 31, 2022, the recognized amount of share capital representing puttable shares in the statements of financial position amounted to \$260, 925.

Key Sources of Estimation Uncertainty

The following are the Company's key assumptions concerning the future and other key sources of estimation uncertainty at the end of each reporting period that have a significant risk of causing a material adjustment to the carrying amounts of assets and liabilities within the next financial year.

Probability of default (PD)

PD constitutes a key input in measuring ECL. PD is an estimate of the likelihood of default over a given time horizon, the calculation of which includes historical data, assumptions and expectations of future conditions.

As at March 31, 2023 and December 31, 2022, the Company assessed a nil probability of default for all of its financial assets measured at amortized cost.

Loss Given Default (LGD)

LGD is an estimate of the loss arising on default. It is based on the difference between the contractual cash flows due and those that the lender would expect to receive, taking into account cash flows from collateral and integral credit enhancements.

The Company uses portfolio averages from external estimates sourced out from Standard and Poor's (S&P) as the LGD estimates.

Estimating loss allowance for ECL

The measurement of the expected credit loss allowance for financial assets measured at amortized cost and FVTOCI is an area that requires the use of complex models and significant assumptions about future economic conditions and credit behavior.

A number of significant judgments are also required in applying the accounting requirements for measuring ECL, such as:

- Determining criteria for significant increase in credit risk;
- Choosing appropriate models and assumptions for the measurement of ECL; and
- Establishing the number and relative weightings of forward-looking scenarios and the associated ECL.

As at March 31, 2023 and December 31, 2022, the Company has no loss allowance for all of its financial assets measured at amortized cost.

Deferred tax assets

The Company reviews the carrying amount at the end of each of reporting period and reduces deferred tax assets to the extent that it is no longer probable that sufficient taxable profit will be available to allow all or part of the deferred tax assets to be utilized. However, there is no assurance that the Company will generate sufficient taxable profit that will allow all or part of its deferred tax assets to be utilized.

Based on Management's expectation of the Company's future taxable income, the Company did not recognize deferred tax assets as at March 31, 2023 and December 31, 2022.

Determining the fair value of investments in debt securities classified at financial assets at FVTPL

The Company carries its investments in traded debt securities at fair value, which requires the use of accounting estimates and judgment. Since market interest rate is a significant component of fair value measurement, fair value would differ if the Company applied a different set of reference rates in the valuation methodology. Any change in the fair value of these financial assets would affect profit or loss and equity.

Compliance with Foreign Account Tax Compliance Act (FATCA)

In accordance with the requirements of the US Internal Revenue Service ("IRS") and the Intergovernmental Agreement ("IGA") between the Government of the United States of America and the Government of the Republic of the Philippines to Improve International Tax Compliance and to Implement FATCA which was signed last July 13, 2015, the Fund has registered with the Internal Revenue Service (IRS) and has obtained its own Global Intermediary Identification Number ("GIIN") as a sponsored entity. Sun Life Asset Management Company, Inc. ("SLAMCI") continues to assume responsibilities for the Fund's FATCA compliance as the Sponsoring Entity and has implemented FATCA onboarding processes and procedures as well as system enhancements to monitor its new and pre-existing account holders who are U.S. Persons and have U.S. Indicia.

The Fund, together with its Sponsoring Entity, SLAMCI, is preparing to comply for FATCA reporting on the date which will be set by the Bureau of Internal Revenue as soon as the IGA has been ratified by the Senate.


SIGNATURES

Pursuant to the requirements of the Securities Regulation Code, the issuer has duly caused this report to be signed on its behalf by the undersigned thereunto duly authorized.

Issuer : Sun Life Prosperity World Voyager Fund, Inc.

Principal Financial/Accounting Officer/Comptroller:

Signature



· Jeanemar S. Talamon

Title

· Treasurer

Date

: May 16, 2023

SUN LIFE PROSPERITY WORLD VOYAGER FUND, INC.

Schedule of Financial Soundness Indicators and Financial Ratios

As of March 31, 2023 and December 31, 2022

	Formula	2023	2022
<i>Current/ Liquidity Ratios</i>			
a. Current ratio	Current Assets/Current Liabilities	66.64:1	210.81:1
b. Quick ratio	Quick Assets/Current Liabilities	66.64:1	210.81:1
c. Cash ratio	Cash/Current Liabilities	2.24:1	7.64:1
d. Days in receivable	Receivable/Revenue * No. of days	N/A	N/A
e. Working capital ratio	(Current Assets-Current Liabilities)/Current Liabilities	65.64:1	209.81:1
f. Net working capital to sales ratio	Working Capital / Total Revenue	-100.43:1	-8.06:1
g. Defensive Interval Ratio	360* (Quick Assets / Proj. Daily Operating Expense)	66580.92:1	13611.39: 1
<i>Solvency Ratios</i>			
a. Long-term debt to equity ratio	Noncurrent Liabilities/Total Equity	N/A	N/A
b. Debt to equity ratio	Total Liabilities/Total Equity	0.02:1	0.00:1
c. Long term debt to total asset ratio	Noncurrent Liabilities/Total Assets	N/A	N/A
d. Total debt to asset ratio	Total Liabilities/Total Assets	0.02:1	0.00:1
Asset to equity ratio	Total Assets/Total Equity	1.02:1	1.00:1
Interest rate coverage ratio	Earning Before Income Tax/Interest Expense	N/A	N/A
<i>Profitability Ratio</i>			
a. Earnings before interest and taxes (EBIT) margin	EBIT/Revenue	-385.69%	248.19%
b. Earnings before interest, taxes and depreciation and amortization	EBITDA/Revenue	-385.69%	248.19%
c. Pre-tax margin	EBIT/Revenue	-385.69%	248.19%
d. Effective tax rate	Income Tax/EBIT	0.12%	0.00%
e. Post-tax margin	Net Income After Tax/Revenue	-385.24%	248.22%
f. Return on equity	Net Income After Tax/Average Common Equity	3.85%	-26.51%
g. Return on asset	NIAT/Average Total Assets	3.81%	-26.41%
Capital intensity ratio	Total Assets/Revenue	-101.96:1	-8.10:1
Fixed assets to total assets	Fixed assets/Total assets	N/A	N/A
Dividend payout ratio	Dividends paid/Net Income	N/A	N/A

SUN LIFE PROSPERITY WORLD VOYAGER FUND, INC.
Schedule Required under SRC Rule 68

i. Percentage of Investment in a Single Enterprise to Net Asset Value
As of March 31, 2023 and December 31, 2022

	2023			2022		
	Investment (Market Value)	Net Asset Value	% over NAV	Investment (Market Value)	Net Asset Value	% over NAV
Global Exchange Traded and Mutual Funds						
BLACKROCK GLOBAL FUNDS - INDIA FUND	268,331	32,556,759	0.82%	241,590	32,366,358	0.75%
BLACKROCK GLOBAL FUNDS - UNITED KINGDOM FUND	148	32,556,759	0.00%	137	32,366,358	0.00%
FRANKLIN TEMPLETON INVESTMENT FUNDS - FRANKLIN MUTUAL GLOBAL DISCOVERY FUND	2,581,711	32,556,759	7.93%	4,059,665	32,366,358	12.54%
FTIF - FRANKLIN U.S. OPPORTUNITIES FUND	610,376	32,556,759	1.87%	1,608,057	32,366,358	4.97%
HSBC JAPAN SUSTAINABLE EQUITY UCITS ETF	14	32,556,759	0.00%	13	32,366,358	0.00%
INVESCO RESPONSIBLE JAPANESE EQUITY VALUE DISCOVERY FUND	1,148,324	32,556,759	3.53%	1,760,899	32,366,358	5.44%
ISHARES CORE MSCI EM IMI UCITS ETF	1,332,205	32,556,759	4.09%	1,686,037	32,366,358	5.21%
ISHARES CORE MSCI WORLD UCITS ETF	1,643,362	32,556,759	5.05%	73	32,366,358	0.00%
JPM FUNDS - CHINA FUND	361,850	32,556,759	1.11%	262,263	32,366,358	0.81%
JPMORGAN FUNDS - GLOBAL RESEARCH ENHANCED INDEX EQUITY	5,547,429	32,556,759	17.04%	2,993,772	32,366,358	9.25%
JPMORGAN INVESTMENT FUNDS - US SELECT EQUITY FUND	4,866,982	32,556,759	14.95%	3,779,389	32,366,358	11.68%
MFS MERIDIAN FUNDS - CONTINENTAL EUROPEAN EQUITY FUND	1,498,167	32,556,759	4.60%	155,066	32,366,358	0.48%
MFS MERIDIAN FUNDS - EUROPEAN RESEARCH FUND	1,639,211	32,556,759	5.03%	1,488,241	32,366,358	4.60%
MORGAN STANLEY INVESTMENT FUNDS - US ADVANTAGE FUND	90	32,556,759	0.00%	77	32,366,358	0.00%
NEW CAPITAL UCITS FUND PLC - NEW CAPITAL GLOBAL EQUITY CONVICTION FUND	2,722,651	32,556,759	8.36%	480,294	32,366,358	1.48%
NEW CAPITAL US SMALL CAP GROWTH FUND	934,710	32,556,759	2.87%	175,193	32,366,358	0.54%
NIKKO AM GLOBAL UMBRELLA FUND - NIKKO AM GLOBAL EQUITY FUND	22	32,556,759	0.00%	2,624,917	32,366,358	8.11%
NOMURA FUNDS IRELAND - ASIA EX JAPAN HIGH CONVICTION FUND	347	32,556,759	0.00%	436,865	32,366,358	1.35%
SCHRODER INTERNATIONAL SELECTION FUND US LARGE CAP	2,060,697	32,556,759	6.33%	3,629,423	32,366,358	11.21%
SCHRODER ISF ASIAN EQUITY YIELD	1,569,484	32,556,759	4.82%	835,892	32,366,358	2.58%
SCHRODER ISF CHINA OPPORTUNITIES	518,147	32,556,759	1.59%	251,310	32,366,358	0.78%
SPDR MSCI ACWI ETF	2,217,525	32,556,759	6.81%	164	32,366,358	0.00%
THREADNEEDLE LUX - GLOBAL FOCUS	42	32,556,759	0.00%	2,442,501	32,366,358	7.55%
WELLINGTON GLOBAL QUALITY GROWTH FUND	37	32,556,759	0.00%	2,430,688	32,366,358	7.51%
Term Deposit						
RIZAL COMMERCIAL BANKING CORP	950,497	32,556,759	2.92%	-	-	-

ii. Total Investment of the Fund to the Outstanding Securities of an Investee Company

As of March 31, 2023 and December 31, 2022

	2023			2022		
	Total Investment	Outstanding Securities of an Investee Company	% over Investee	Total Investment	Outstanding Securities of an Investee Company	% over Investee
Global Exchange Traded Funds and Mutual Funds						
BLACKROCK GLOBAL FUNDS - INDIA FUND	5,569	8,317,467	0.07%	4,816	8,280,515	0.06%
BLACKROCK GLOBAL FUNDS - UNITED KINGDOM FUND	1	1,432,668	0.00%	1	1,562,952	0.00%
FRANKLIN TEMPLETON INVESTMENT FUNDS - FRANKLIN MUTUAL GLOBAL DISCOVERY FUND	98,015	18,941,305	0.52%	161,290	19,371,176	0.83%
FTIF - FRANKLIN U.S. OPPORTUNITIES FUND	10,188	92,601,587	0.01%	29,349	95,739,263	0.03%
HSBC JAPAN SUSTAINABLE EQUITY UCITS ETF	1	11,502,671	0.00%	1	11,583,139	0.00%
INVESCO RESPONSIBLE JAPANESE EQUITY VALUE DISCOVERY FUND	66,569	5,128,192	1.30%	107,634	6,173,732	1.74%
ISHARES CORE MSCI EM IMI UCITS ETF	44,780	549,316,428	0.01%	58,870	516,001,274	0.01%
ISHARES CORE MSCI WORLD UCITS ETF	21,031	619,675,045	0.00%	1	595,695,329	0.00%
JPM FUNDS - CHINA FUND	6,725	109,770,046	0.01%	4,888	110,056,142	0.00%
JPMORGAN FUNDS - GLOBAL RESEARCH ENHANCED INDEX EQUITY	17,980	2,840,209	0.63%	10,400	2,688,209	0.39%
JPMORGAN INVESTMENT FUNDS - US SELECT EQUITY FUND	8,458	9,829,462	0.09%	7,048	8,468,086	0.08%
MFS MERIDIAN FUNDS - CONTINENTAL EUROPEAN EQUITY FUND	77,505	4,174,126	1.86%	8,831	1,066,982	0.83%
MFS MERIDIAN FUNDS - EUROPEAN RESEARCH FUND	6,514	8,421,053	0.08%	6,394	9,508,485	0.07%
MORGAN STANLEY INVESTMENT FUNDS - US ADVANTAGE FUND	1	44,906,900	0.00%	1	50,510,478	0.00%
NEW CAPITAL UCITS FUND PLC - NEW CAPITAL GLOBAL EQUITY CONVICTION FUND	14,388	2,345,867	0.61%	2,724	2,346,721	0.12%
NEW CAPITAL US SMALL CAP GROWTH FUND	5,042	604,977	0.83%	975	640,396	0.15%
NIKKO AM GLOBAL UMBRELLA FUND - NIKKO AM GLOBAL EQUITY FUND	1	25,907,256	0.00%	123,584	24,379,657	0.51%
NOMURA FUNDS IRELAND - ASIA EX JAPAN HIGH CONVICTION FUND	2	1,110,369	0.00%	2,342	1,208,121	0.19%
SCHRODER INTERNATIONAL SELECTION FUND US LARGE CAP	7,398	8,678,238	0.09%	13,455	8,803,273	0.15%
SCHRODER ISF ASIAN EQUITY YIELD	40,151	30,386,876	0.13%	23,259	29,023,754	0.08%
SCHRODER ISF CHINA OPPORTUNITIES	1,157	3,761,290	0.03%	589	3,810,908	0.02%
SPDR MSCI ACWI ETF	12,721	12,550,513	0.10%	1	12,493,129	0.00%
THREADNEEDLE LUX - GLOBAL FOCUS	2	79,348,030	0.00%	113,145	81,121,130	0.14%
WELLINGTON GLOBAL QUALITY GROWTH FUND	1	177,208,288	0.00%	70,630	180,281,690	0.04%
Term Deposit						
RIZAL COMMERCIAL BANKING CORP	950,497	-	-	-	-	-

iii. Total Investment in Liquid or Semi-Liquid Assets to Total Assets

As of March 31, 2023 and December 31, 2022

	2023	2022
Total Liquid and Semi-Liquid Assets	33,052,246	32,520,497
TOTAL ASSETS	33,052,715	32,520,625
Total Investment in Liquid or Semi-Liquid Assets to Total Assets	100%	100%

iv. Total Operating Expenses to Total Net Worth

As of March 31, 2023 and December 31, 2022

	2023	2022
Total Operating Expenses	178,712	860,120
Average Daily Net Worth	33,056,373	35,482,605
Total Operating Expenses to Average Daily Net Worth	0.54%	2.42%

v. Total Assets to Total Borrowings

As of March 31, 2023 and December 31, 2022

	2023	2022
Total Assets	33,052,715	32,520,625
Total Borrowings	495,956	154,267
Total Assets to Total Borrowings	6664%	21081%

SUN LIFE OF PROSPERITY WORLD VOYAGER FUND, INC.
Schedule of Investments
Financial assets

Name of Issuing Entity and Association of Each Issue	March 31, 2023			December 31, 2022	
	Principal Amount of Bonds and Notes	Amount Shown in Balance Sheet	Aggregate Cost	Principal Amount of Bonds and Notes	Amount Shown in Balance Sheet
Term Deposit					
RIZAL COMMERCIAL BANKING CORP	-	\$ 268,331	\$ 268,331	-	-
Global Exchange Traded and Mutual Funds					
BLACKROCK GLOBAL FUNDS - INDIA FUND	5,569	\$ 268,331	\$ 274,184	4,816	\$ 241,590
BLACKROCK GLOBAL FUNDS - UNITED KINGDOM FUND	1	148	158	1	137
FRANKLIN TEMPLETON INVESTMENT FUNDS - FRANKLIN MUTUAL GLOBAL DISCOVERY FUND	98,015	2,581,711	2,453,082	161,290	4,059,665
FTIF - FRANKLIN U.S. OPPORTUNITIES FUND	10,188	610,376	600,083	29,349	1,608,057
HSBC JAPAN SUSTAINABLE EQUITY UCITS ETF	1	14	14	1	13.20
INVESCO RESPONSIBLE JAPANESE EQUITY VALUE DISCOVERY FUND	66,569	1,148,324	1,110,300	107,634	1,760,899
ISHARES CORE MSCI EM IMI UCITS ETF	44,780	1,332,205	1,217,065	58,870	1,686,037
ISHARES CORE MSCI WORLD UCITS ETF	21,031	1,643,362	1,539,863	1	73
JPM FUNDS - CHINA FUND	6,725	361,850	396,271	4,888	262,263
JPMORGAN FUNDS - GLOBAL RESEARCH ENHANCED INDEX EQUITY	17,980	5,547,429	5,346,343	10,400	2,993,772
JPMORGAN INVESTMENT FUNDS - US SELECT EQUITY FUND	8,458	4,866,982	4,961,704	7,048	3,779,389
MFS MERIDIAN FUNDS - CONTINENTAL EUROPEAN EQUITY FUND	77,505	1,498,167	1,460,294	8,831	155,066
MFS MERIDIAN FUNDS - EUROPEAN RESEARCH FUND	6,514	1,639,211	1,571,334	6,394	1,488,241
MORGAN STANLEY INVESTMENT FUNDS - US ADVANTAGE FUND	1	90	99	1	77
NEW CAPITAL UCITS FUND PLC - NEW CAPITAL GLOBAL EQUITY CONVICTION FUND	14,388	2,722,651	2,691,072	2,724	480,294
NEW CAPITAL US SMALL CAP GROWTH FUND	5,042	934,710	982,514	975	175,193
NIKKO AM GLOBAL UMBRELLA FUND - NIKKO AM GLOBAL EQUITY FUND	1	22	22	123,584	2,624,917
NOMURA FUNDS IRELAND - ASIA EX JAPAN HIGH CONVICTION FUND	2	347	421	2,342	436,865
SCHRODER INTERNATIONAL SELECTION FUND US LARGE CAP	7,398	2,060,697	2,230,236	13,455	3,629,423
SCHRODER ISF ASIAN EQUITY YIELD	40,151	1,569,484	1,488,238	23,259	835,892
SCHRODER ISF CHINA OPPORTUNITIES	1,157	518,147	550,644	589	251,310
SPDR MSCI ACWI ETF	12,721	2,217,525	2,234,488	1	164
THREADNEEDLE LUX - GLOBAL FOCUS	2	42	42	113,145	2,442,501
WELLINGTON GLOBAL QUALITY GROWTH FUND	1	37	35	70,630	2,430,688
	444,200	\$ 31,521,861	\$ 31,108,507	750,230	\$ 31,342,525
GRAND TOTAL	444,200	\$ 31,790,192	\$ 31,376,837	1,500,460	\$ 31,342,525



This document contains key information clients of Sun Life Prosperity World Voyager Fund should know about. More information can be found in the Fund's prospectus. Ask a Sun Life Financial Advisor or contact Sun Life Asset Management Company, Inc., at 8-849-9888 or PHIL-MF-Products@sunlife.com or visit www.sunlifefunds.com.

Launch Date	May 5, 2016	Fund Structure	Mutual Fund (Shares)	Transfer Agency Fee	0.15%
Fund Size	USD 32,556,812.59	Fund Classification	Equity Fund-of-Funds	Minimum Holding Period	None
Net Asset Value Per Share	1.4789	Minimum Subscription	USD 500	Early Redemption Fee	None
Benchmark	98% MSCI ACWI + 2% 30-Day USD Deposit Rate	Minimum Subsequent	USD 100	Redemption Settlement	T+4 business days
		Management and Distribution Fee	1.75%	Bloomberg Ticker	SLWVOYA PM Equity

What does the Fund invest in?

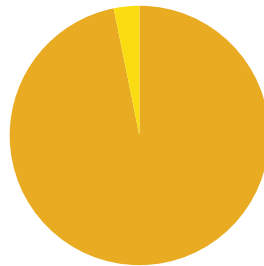
The **Sun Life Prosperity World Voyager Fund** aims to generate long-term appreciation through diversified investments in equity and equity-linked securities issued by corporations domiciled in developed and emerging markets, or through diversified investment companies invested in such securities.

The Fund is suitable for investors with an **aggressive risk profile** and long-term investment horizon. This is for investors who want to make the most out of their US Dollars and grow their investment portfolio.

Top Offshore Mutual Fund Holdings

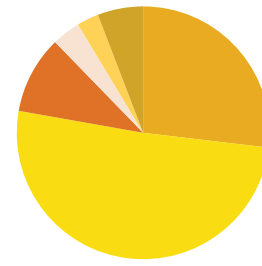
1. J.P. Morgan - Global Research Enhanced Index, 17.04%
2. J.P. Morgan - U.S. Select Equity Fund, 14.95%
3. New Capital - Global Equity Conviction Fund, 8.36%
4. Franklin Templeton - Franklin Mutual Global Discovery Fund, 7.93%
5. State Street Global Advisors - SPDR MSCI ACWI ETF, 6.81%

Investment Mix



- Offshore Equity Funds, 96.82%
- Time Deposits and Other Liquid Assets, 3.18%

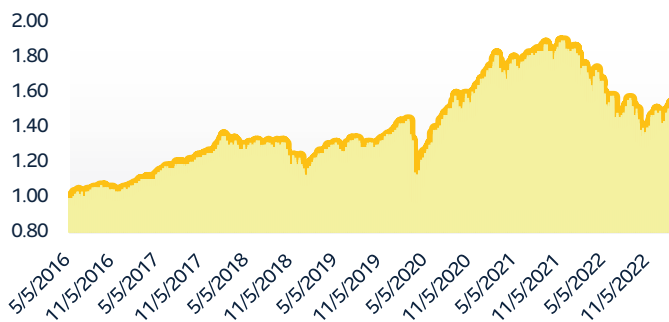
Geographical Allocation



- U.S. Equities, 26.88%
- Global Equities, 50.90%
- European Equities, 9.95%
- Japan Equities, 3.64%
- China Equities, 2.79%
- Asia ex-Japan Equities, 5.83%

How has the Fund performed?

NAVPS Since Inception



CUMULATIVE PERFORMANCE

	MoM	YTD	1-Year	3-Year	5-Year
Fund	0.43%	4.13%	-14.17%	31.38%	16.52%
Benchmark	1.43%	6.52%	-11.04%	41.41%	25.06%

Notes:

- Year-to-date (YTD) returns are computed as the return from the last business day of the previous year to the last business day of the reporting month.
- Benchmark data were based on available information as of extraction date.

Disclaimer: The underlying funds of the Sun Life Prosperity World Voyager Fund are valued using their respective NAVPS as of previous day due to the time difference between the Philippines and the domicile countries of these funds. Similarly, data for the MSCI ACWI is as of the previous day to provide investors an accurate comparison of fund performance.

Market Review and Outlook

- Global equities and fixed income rallied for the month of March. Both asset classes gained, rising by 3.15% (EQ) and 3.16% (FI) respectively. All major markets posted solid returns with the US (+3.67%) and Japan (+3.90%) leading the way. European markets underperformed returning (+2.29%) after leading the pack in February.
- U.S. Consumer Price Index (CPI) continued its downward trajectory falling to 6.0% year-on-year in February from 6.4% year-on-year in January. Nonetheless, inflation remains sticky in certain sectors of the economy as wage growth remains firm. As a consequence, investors continue to price additional interest rate hikes from the Federal Reserve.
- The Federal Reserve delivered another 25-basis point rate hike last March. While still in the tightening phase, the Federal Reserve (Fed) language was slightly more dovish. Banking woes and worsening credit conditions pose uncertainties to the Fed's monetary policy path. Nevertheless, officials continue to adopt a data-dependent stance with the goal of bringing inflation down to the Fed's 2% target.
- The Shanghai Stock Exchange Composite Index (SHCOMP) continued to lag other major markets, declining by 1.88% (USD terms) and 0.74 (CNY). While reopening has been accelerating, growth targets set by the Chinese government underwhelmed observers.
- The Bloomberg Commodity Index retreated by 5.05% in March. Oil prices (WTI) cooled to US\$ 74.3 after hitting a high of US\$ 80.5 as recession fears threatened demand for commodities.
- The Fund has become more constructive on developed markets as inflation cools, and Fed policy becomes less aggressive. The Fund will still concentrate on markets with stronger earnings forecasts such as Asia Pacific but remain weighted in U.S. and Europe.
- On a gross-of-fees basis, the Fund trails its benchmark year-to-date due to its exposure to U.S.-centric funds.

DISCLAIMER: Sun Life Asset Management Company, Inc. (SLAMCI) makes no representation as to the accuracy or completeness of the information contained herein. The information contained in this presentation is for information purposes only. It is not intended to provide professional, investment, or any other type of advice or recommendation in relation to purchases or sales of securities whether or not they are related to SLAMCI; it does not constitute any guarantee of performance, and neither does it take into account the particular investment objectives, financial situation or needs of individual recipients. Any opinions or estimates herein reflect our judgment as at the date of this presentation and are subject to change at any time without notice. This material is a copyrighted work. You may not share, distribute, revise, transform, or build upon this material without prior written consent of, and proper attribution to Sun Life. All trademarks are the properties of their respective owners.

SLAMCI is regulated by the **Securities and Exchange Commission (SEC)**.

For consumer assistance and financial consumer complaints, you may contact the **Corporate Governance and Finance Department (CGFD)** through CGFD@sec.gov.ph or 8818-5952 / 5322-7696 loc. 114.



This document contains key information clients of Sun Life Prosperity World Voyager Fund should know about. More information can be found in the Fund's prospectus. Ask a Sun Life Financial Advisor or contact Sun Life Asset Management Company, Inc., at 8-849-9888 or PHIL-MF-Products@sunlife.com or visit www.sunlifefunds.com.

Launch Date	May 5, 2016	Fund Structure	Mutual Fund (Shares)	Transfer Agency Fee	0.15%
Fund Size	USD 32,880,257.44	Fund Classification	Equity Fund-of-Funds	Minimum Holding Period	None
Net Asset Value Per Share	1.4726	Minimum Subscription	USD 500	Early Redemption Fee	None
Benchmark	98% MSCI ACWI + 2% 30-Day USD Deposit Rate	Minimum Subsequent Management and Distribution Fee	USD 100	Redemption Settlement	T+4 business days
			1.75%	Bloomberg Ticker	SLWVOYA PM Equity

What does the Fund invest in?

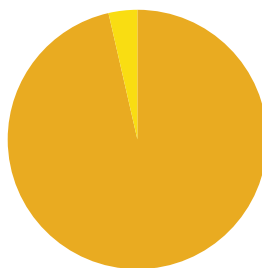
The **Sun Life Prosperity World Voyager Fund** aims to generate long-term appreciation through diversified investments in equity and equity-linked securities issued by corporations domiciled in developed and emerging markets, or through diversified investment companies invested in such securities.

The Fund is suitable for investors with an **aggressive risk profile** and long-term investment horizon. This is for investors who want to make the most out of their US Dollars and grow their investment portfolio.

Top Offshore Mutual Fund Holdings

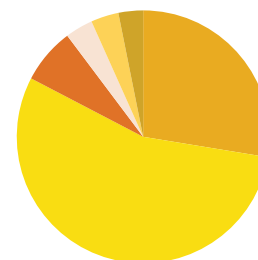
1. Franklin Templeton - Franklin Mutual Global Discovery Fund, 16.39%
2. J.P. Morgan - Global Research Enhanced Index, 13.26%
3. Schroders - U.S. Large Cap, 12.28%
4. J.P. Morgan - U.S. Select Equity Fund, 11.55%
5. State Street Global Advisors - SPDR MSCI ACWI ETF, 6.17%

Investment Mix



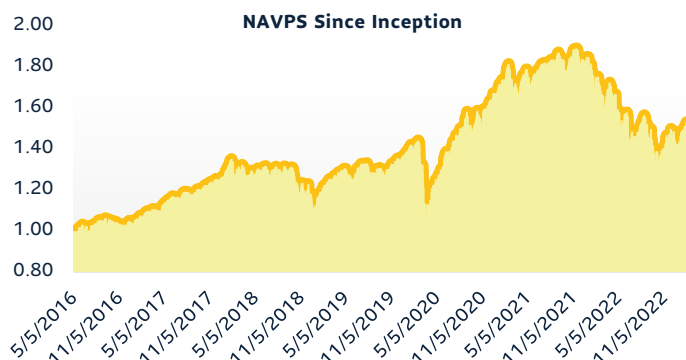
- Offshore Equity Funds, 96.42%
- Time Deposits and Other Liquid Assets, 3.58%

Geographical Allocation



- U.S. Equities, 27.58%
- Global Equities, 55.06%
- European Equities, 7.10%
- Japan Equities, 3.55%
- China Equities, 3.55%
- Asia ex-Japan Equities, 3.15%

How has the Fund performed?



CUMULATIVE PERFORMANCE

	MoM	YTD	1-Year	3-Year	5-Year
Fund	-2.11%	3.69%	-11.43%	12.64%	12.67%
Benchmark	-2.01%	5.02%	-9.59%	19.53%	19.13%

Notes:

- Year-to-date (YTD) returns are computed as the return from the last business day of the previous year to the last business day of the reporting month.
- Benchmark data were based on available information as of extraction date.

Disclaimer: The underlying funds of the Sun Life Prosperity World Voyager Fund are valued using their respective NAVPS as of previous day due to the time difference between the Philippines and the domicile countries of these funds. Similarly, data for the MSCI ACWI is as of the previous day to provide investors an accurate comparison of fund performance.

Market Review and Outlook

- Global equities and fixed income pared their January gains in February. Both asset classes slid during the month with the former falling by 2.83% and the latter shedding 3.32%. U.S. (-2.45%) and Europe (-0.54%) outperformed the global index in USD terms while Japan (-3.23%) and Asia ex-Japan (-6.82%) underperformed.
- U.S. CPI continued to soften, going from December's +6.5% year-on-year to +6.4% year-on-year in January. However, the slowing pace of inflation's downtrend has left market participants wary of further rate hikes from the U.S. Federal Reserve (Fed).
- The Fed reduced its pace of rate hikes to 25 basis points in its February meeting, which briefly boosted market sentiment. However, with inflation still far above the Fed's 2% target, and coupled with robust U.S. economic numbers released over the month, more rate hikes remain probable.
- The Shanghai Stock Exchange Composite Index (SHCOMP) continued its post-Chinese New Year slump, declining by 1.88% (USD terms) during the month of February. Chinese equities still managed to outperform the global equity index during the month though, as optimism on the country's pandemic reopening remains high.
- The Bloomberg Commodity Index pulled back by 5.05% in February. Oil prices (WTI) fell slightly from USD 79/barrel to USD 77/barrel as demand expectations remain muted.
- The Fund retains its cautious stance on developed markets, as renewed headwinds from a more restrictive Fed monetary policy and inflation concerns re-emerged. The Fund will focus on markets with stronger earnings forecasts such as Asia Pacific.
- The Fund has advanced 3.69% year-to-date, trailing the benchmark (+5.02%) by 133 basis points, due to its exposure to U.S.-centric funds.

DISCLAIMER: Sun Life Asset Management Company, Inc. (SLAMCI) makes no representation as to the accuracy or completeness of the information contained herein. The information contained in this presentation is for information purposes only. It is not intended to provide professional, investment, or any other type of advice or recommendation in relation to purchases or sales of securities whether or not they are related to SLAMCI; it does not constitute any guarantee of performance, and neither does it take into account the particular investment objectives, financial situation or needs of individual recipients. Any opinions or estimates herein reflect our judgment as at the date of this presentation and are subject to change at any time without notice. This material is a copyrighted work. You may not share, distribute, revise, transform, or build upon this material without prior written consent of, and proper attribution to Sun Life. All trademarks are the properties of their respective owners.

SLAMCI is regulated by the **Securities and Exchange Commission (SEC)**.

For consumer assistance and financial consumer complaints, you may contact the **Corporate Governance and Finance Department (CGFD)** through CGFD@sec.gov.ph or 8818-5952 / 5322-7696 loc. 114.



This document contains key information clients of Sun Life Prosperity World Voyager Fund should know about. More information can be found in the Fund's prospectus. Ask a Sun Life Financial Advisor or contact Sun Life Asset Management Company, Inc., at 8-849-9888 or PHIL-MF-Products@sunlife.com or visit www.sunlifefunds.com.

Launch Date	May 5, 2016	Fund Structure	Mutual Fund (Shares)	Transfer Agency Fee	0.15%
Fund Size	USD 33,871,747.78	Fund Classification	Equity Fund-of-Funds	Minimum Holding Period	None
Net Asset Value Per Share	1.5044	Minimum Subscription	USD 500	Early Redemption Fee	None
Benchmark	98% MSCI ACWI + 2% 30-Day USD Deposit Rate	Minimum Subsequent Management and Distribution Fee	USD 100	Redemption Settlement	T+4 business days
			1.75%	Bloomberg Ticker	SLWVOYA PM Equity

What does the Fund invest in?

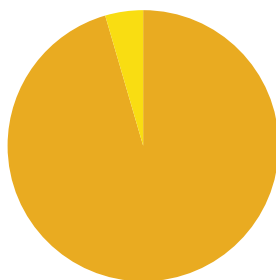
The **Sun Life Prosperity World Voyager Fund** aims to generate long-term appreciation through diversified investments in equity and equity-linked securities issued by corporations domiciled in developed and emerging markets, or through diversified investment companies invested in such securities.

The Fund is suitable for investors with an **aggressive risk profile** and long-term investment horizon. This is for investors who want to make the most out of their US Dollars and grow their investment portfolio.

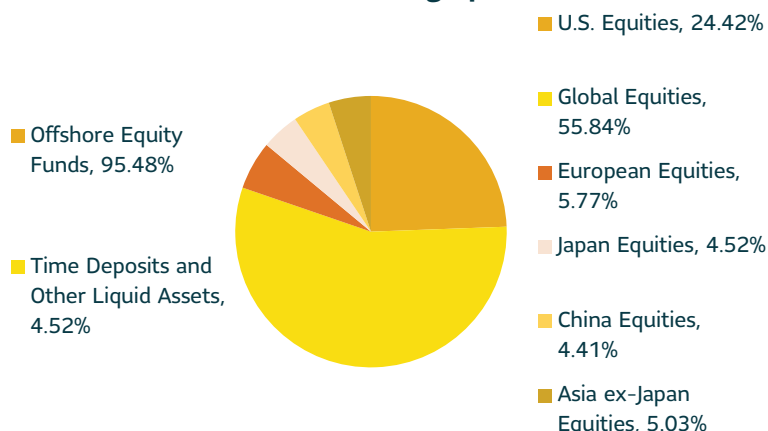
Top Offshore Mutual Fund Holdings

1. Franklin Templeton - Franklin Mutual Global Discovery Fund, 14.23%
2. Schroders - U.S. Large Cap, 12.04%
3. J.P. Morgan - Global Research Enhanced Index, 11.72%
4. J.P. Morgan - U.S. Select Equity Fund, 11.27%
5. Nikko AM Global Equity Fund A USD Acc, 6.74%

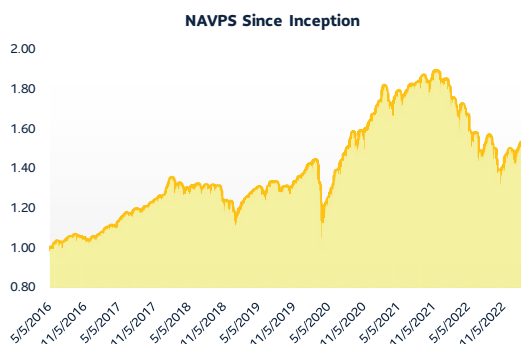
Investment Mix



Geographical Allocation



How has the Fund performed?



CUMULATIVE PERFORMANCE

	MoM	YTD	1-Year	3-Year	5-Year
Fund	5.93%	5.93%	-10.08%	8.23%	12.59%
Benchmark	7.18%	7.18%	-8.56%	12.93%	17.76%

Note: Year-to-date (YTD) returns are computed as the return from the last business day of the previous year to the last business day of the reporting month.

Disclaimer: The underlying funds of the Sun Life Prosperity World Voyager Fund are valued using their respective NAVPS as of previous day due to the time difference between the Philippines and the domicile countries of these funds. Similarly, data for the MSCI ACWI is as of the previous day to provide investors an accurate comparison of fund performance.

Market Review and Outlook

- Global equities and fixed income kicked off 2023 with strong moves, rising by 7.20% and 3.28%, respectively, in January. Asia ex-Japan equities outperformed their Developed Market counterparts with an 8.22% gain. The U.S. (+6.28%), Europe (+6.76%), and Japan (+4.42%) all posted positive numbers over the period after a challenging 2022 but lagged the global index.
- U.S. CPI continued to soften with a +6.5% year-on-year reading in December, marking the lowest print since October 2021. This is notably lower than the 9.1% figure in June 2022, which in hindsight, appears to have been the peak.
- After rapidly tightening its policy rate last year to address soaring inflation numbers, the U.S. Federal Reserve (Fed) is expected to raise its policy rate by only 25 basis points (bps) in the first week of February. However, inflation remains well above the Fed's 2% target and Fed Chair Jerome Powell is expected to retain his hawkish stance amidst concerns that their tightening moves may trigger a recession.
- After a strong first few weeks of January, the Shanghai Stock Exchange Composite Index (SHCOMP) pulled back after the Chinese New Year break, but still closed the month higher by 7.62% (USD terms). Chinese equities outperformed the global equity index during the month, largely due to optimism following its much-anticipated reopening from the pandemic.
- The Bloomberg Commodity Index moved slightly lower in January, dipping by 0.89%. Oil prices (WTI) declined as well, falling slightly from the USD 80 per barrel level to kick off 2023 to below USD 79 per barrel.
- The Fund has dialed up its risk taking, as headwinds from a restrictive Fed monetary policy and inflation concerns subsided. Nonetheless, the fund will maintain a balanced stance focusing our investments on our preferred markets, Japan and broader Asia.
- The Fund has gained 5.93% year-to-date, trailing the benchmark (7.18%) by 126 bps, due to its exposure to U.S. and Japan oriented funds.

Disclaimer: Sun Life Asset Management Company, Inc. (SLAMCI) makes no representation as to the accuracy or completeness of the information contained herein. The information contained in this presentation is for information purposes only. It is not intended to provide professional, investment, or any other type of advice or recommendation in relation to purchases or sales of securities whether or not they are related to SLAMCI; it does not constitute any guarantee of performance; and neither does it take into account the particular investment objectives, financial situation or needs of individual recipients. Any opinions or estimates herein reflect our judgment as at the date of this presentation and are subject to change at any time without notice. This material is a copyrighted work. You may not share, distribute, revise, transform, or build upon this material without prior written consent of, and proper attribution to Sun Life. All trademarks are the properties of their respective owners.

sunlife_sec_communications

From: sunlife_sec_communications
Sent: Tuesday, May 9, 2023 7:11 PM
To: 'ICTD Submission'; 'CGFD Account'
Cc: PHIL-FIN_FAR2; Jeanemar Talaman
Subject: CGFD_Sun Life Prosperity World Voyager Fund, Inc._SEC Form 17-L_09May2023
Attachments: Sun Life Prosperity World Voyager Fund, Inc._SEC Form 17-L_09May2023.pdf

To: CORPORATE GOVERNANCE AND FINANCE DEPARTMENT (CGFD)

Good day.

Please see attached SEC Form 17-L of Sun Life Prosperity World Voyager Fund, Inc.

Please let me know once you receive this e-mail and its attachment.

For any queries / additional comments, kindly contact us at the following e-mail addresses below.

Official email address: sunlife_sec_communications@sunlife.com

Alternative email address: sunlife_sec_communications2@sunlife.com

Official email address of authorized filer: almer.doring@sunlife.com

Thank you.

Almer M. Doring | Financial Accounting & Reporting | Finance

T: 632 8555 8888 | E: almer.doring@sunlife.com

5F Sun Life Centre, Fifth Ave. cor. Rizal Drive, Bonifacio Global City, Taguig 1634



Life's brighter under the sun

sunlife_sec_communications

From: ICTD Submission <ictdsubmission+canned.response@sec.gov.ph>
Sent: Tuesday, May 9, 2023 7:11 PM
To: sunlife_sec_communications
Subject: Re: CGFD_Sun Life Prosperity World Voyager Fund, Inc._SEC Form 17-L_09May2023

CAUTION This email originated from outside the organization. Please proceed only if you trust the sender.

Thank you for reaching out to ictdsubmission@sec.gov.ph. Your submission is subject for Verification and Review of the Quality of the Attached Document only for **Secondary Reports**. Official copy of the submitted document/report with Barcode Page (Confirmation Receipt) will be made available after 7 working days via order from receipt through the SEC Express System at <https://secexpress.ph/>. Or you may call 8737-8888 for further clarifications.

NOTICE

Please be informed that selected reports should be filed through **ELECTRONIC FILING AND SUBMISSION TOOL (EFAST)**. <https://cifss-ost.sec.gov.ph/user/login>

such as: **AFS, GIS, GFFS, LCFS, LCIF, FCFS, FCIF, IHFS, BDFS, PHFS etc. ANO, ANHAM, FS-PARENT, FS-CONSOLIDATED, OPC_AO, AFS WITH NSPO FORM 1,2,3 AND 4,5,6, AFS WITH NSPO FORM 1,2,3 (FOUNDATIONS)**

Further, pursuant to SEC Memorandum Circular No. 3, series of 2021, scanned copies of the printed reports with wet signature and proper notarization shall be filed in **PORTABLE DOCUMENT FORMAT (PDF)** Secondary Reports such as:

17-A, 17-C, 17-L, 17-Q, ICASR, ICA-QR, ICA-AR, 23-A, 23-B, I-ACGR, ACGR, Monthly Reports, Quarterly Reports, Letters, OPC(ALTERNATE NOMINEE), GIS-G, 52-AR, IHAR, AMLA-CF, NPM, NPAM, BP-FCLC, CHINESEWALL, 39-AR, 36-AR, PNFS, MCG, S10/SEC-NTCE-EXEMPT, through email at

ictdsubmission@sec.gov.ph

FOR **MC28**, please go to SEC website:

<https://apps010.sec.gov.ph>



Sun Life
Asset Management


Certification

I, Jeanemar S. Talamán, the Treasurer of Sun Life Asset Management Company, Inc., a corporation duly registered under and by virtue of the laws of the Republic of the Philippines, with SEC registration number A199918034 and with principal office at Sun Life Center, 5th Ave. Cor. Rizal Drive Bonifacio Global City, Taguig City, on oath state:

- 1) That I have caused this SEC Form 17-L to be prepared on behalf of Sun Life Prosperity World Voyager Fund, Inc.;
- 2) That I have read and understood its contents which are true and correct based on my own personal knowledge and/or on authentic records;
- 3) That the company Sun Life Prosperity World Voyager Fund, Inc. will comply with the requirements set forth in SEC Notice dated 14 May 2021 to effect a complete and official submission of reports and/or documents through electronic mail;
- 4) That I am fully aware that submitted documents which require pre-evaluation and/or payment of processing fee shall be considered complete and officially received only upon payment of a filing fee; and
- 5) That the e-mail account designated by the company pursuant to SEC Memorandum Circular No. 28, s. 2020 shall be used by the company in its online submissions to CGFD.

MAY 09 2023

IN WITNESS WHEREOF, I have hereunto set my hand this 9th day of May 2023.


Jeanemar S. Talamán
Affiant

MAY 09 2023

MAKATI CITY

SUBSCRIBED AND SWORN to before me this ____ day of _____, 2023, in _____ City, Philippines. Affiant exhibiting his/her government issued identification card:

Name	Government ID No.	Date of Issue	Place of Issue
Jeanemar S. Talamán	Driver's License F03-13-001744	05 June 2018	DLRC - Ayala

Doc. No. 309
Page No. 63
Book No. 38
Series of 2023.

ATTY. ROMEO M. MONFORT
Notary Public City of Makati
Until December 31, 2023
Appointment No. 172 (2022-2023)
PTR NO. 956352, Jan. 3, 2023 Makati City
IBP No. 1062634 - Jan. 3, 2018
MCLE NO. VI-0023417 Roll No. 27932
26 Amorsolo Street Legaspi Village
Makati City

SECURITIES AND EXCHANGE COMMISSION

SEC FORM 17-L

**NOTIFICATION OF INABILITY TO FILE ALL OR
ANY PORTION OF SEC FORM 17-A OR 17-Q**

GENERAL INSTRUCTIONS

1. This Form may be signed by an executive officer of the issuer or by any other duly authorized representative. The name and title of the person signing the form shall be typed or printed beneath the signature. If the statement is signed on behalf of the issuer by an authorized representative other than an executive officer, evidence of the representative's authority to sign on behalf of the issuer shall be filed with the Form.
2. One signed original and four conformed copies of this Form and attachments thereto must be completed and filed with the Commission and, where any class of the issuer's securities are listed on a Stock Exchange, one with that Stock Exchange, in accordance with SRC Rule 17-1. The information contained in or filed with the Form will be made a matter of the public record in the Commission's and the Exchange's files.
3. A manually signed copy of the Form and amendments thereto shall be filed with the Stock Exchange if any class of securities of the issuer is listed thereon.
4. One signed original and four conformed copies of amendments to the notifications must also be filed on SEC Form 17-L but need not restate information that has been correctly furnished. The Form shall be clearly identified as an amended notification.
5. If the deadline for filing SEC Form 17-A or 17-Q specified in paragraph 2(b)(ii) of SRC Rule 17-1 is not complied with, a fine will be imposed for each day thereafter that the Form is not filed.

SECURITIES AND EXCHANGE COMMISSION

SEC FORM 17-L

NOTIFICATION OF INABILITY TO FILE ALL OR
ANY PORTION OF SEC FORM 17-A OR 17-Q

Check One:

Form 17-A [] Form 17-Q [✓]

Period-Ended Date of required filing **March 31, 2023**

Date of this report **May 09, 2023**

Nothing in this Form shall be construed to imply that the Commission has verified any information contained herein.

If this notification relates to a portion or portions of the filing checked above, identify the item(s) to which the notification relates: **SEC FORM 17-Q**

1. SEC Identification Number **CS201517723** 2. BIR Tax Identification No. : **009-123-149-000**

3. **Sun Life Prosperity World Voyager Fund, Inc.**

Exact name of issuer as specified in its charter

4. **Bonifacio Global City, Taguig City**

Province, country or other jurisdiction of incorporation

5. Industry Classification Code: (SEC Use Only)

6. **8F Sun Life Centre 5th Avenue cor Rizal Drive Bonifacio Global City, Taguig City 1634**

.....
Address of principal office

.....
Postal Code

7. **(02) – 8555-8888**

Issuer's telephone number, including area code

8. **N. A.**

Former name, former address, and former fiscal year, if changed since last report.

9. Are any of the issuer's securities listed on a Stock Exchange?

Yes []

No [X]

If yes, disclose the name of such Stock Exchange and the class of securities listed therein:

.....

Part I - Representations

If the subject report could not be filed without unreasonable effort or expense and the issuer seeks relief pursuant to SRC Rule 17-1, the following should be completed. (Check box if appropriate)

(a) The reasons described in reasonable detail in Part II of this Form could not be estimated without unreasonable effort or expense. []

(b) The subject annual report on SEC Form 17-A, or portion thereof, will be filed on or before the fifteenth calendar day following the prescribed due date; or the subject quarterly report on SEC Form 17-Q, or portion thereof, will be filed on or before the fifth day following the prescribed due date. [✓]

(c) The accountant's statement or other exhibit required by paragraph 3 of SRC Rule 17-1 has been attached if applicable. []

Part II - Narrative

State below in reasonable detail the reasons why SEC Form 17-A or SEC Form 17-Q, or portion thereof, could not be filed within the prescribed period. (Attach additional sheets if needed.)

The Company's SEC Form 17-Q for the quarter ending March 31, 2023 could not be completed and filed within the prescribed period. The Company has yet to complete the review of its financial statements and required notes disclosures. The Company undertakes to submit the report within five (5) calendar days after the prescribed deadline to the Securities and Exchange Commission.

Part III - Other Information

(a) Name, address and telephone number, including area code, and position/title of person to contact in regard to this notification

Jeanemar S. Talamán
Treasurer, Sun Life Asset Management Company, Inc.
Sun Life Centre 5th Avenue cor Rizal Drive Bonifacio Global City, Taguig City 1634
8555-8888

(b) Have all other periodic reports required under Section 17 of the Code and under Sections 26 and 141 of the Corporation Code of the Philippines during the preceding 12 months, or for such shorter period that the issuer was required to file such report(s), been filed? If the answer is no, identify the report(s).

Yes [✓] No [] Reports:

(c) Is it anticipated that any significant change in results of operations from the corresponding period for the last fiscal year will be reflected by the earnings statements to be included in the subject report or portion thereof?

Yes [] No [✓]

If so, attach an explanation of the anticipated change, both narratively and quantitatively, and, if appropriate, state the reasons why a reasonable estimate of the results cannot be made.

SIGNATURE

Pursuant to the requirements of the SRC Rule 17-1, the issuer has duly caused this report to be signed on its behalf by the undersigned hereunto duly authorized.

Sun Life Prosperity World Voyager Fund, Inc.

Registrant's full name as contained in charter



JEANEMAR S. TALAMAN

Treasurer, Sun Life Asset Management Company, Inc.

Date: **May 09, 2023**

MANAGEMENT REPORT

a. Management's Discussion and Analysis (MD&A) or Plan of Operation.

CORPORATE INFORMATION

Sun Life Prosperity World Voyager Fund, Inc. (the "Company") was incorporated and registered with the Philippine Securities and Exchange Commission (SEC) on September 4, 2015. The Company is a registered open-end investment company under the Investment Company Act (Republic Act "R.A." No. 2629) and the Securities Regulation Code (R.A. No. 8799), formerly known as the Revised Securities Act (B.P. No. 178). The Company's investment objective is to provide moderate and consistent returns through diversified investments in fixed income securities such as sovereign debt, corporate debt and other non-traditional investments and in equity or equity-linked securities issued by corporations globally, or through diversified investment companies invested in such securities. As an open-end investment company, its shares are redeemable anytime based on the Net Asset Value Per Share (NAVPS) at the time of redemption.

1. **Plan of Operation.** For the next twelve (12) months, management will continue its current plan of operation, with a focus on improving cost efficiency.
2. **Management's Discussion and Analysis.** The performance of the Company could be measured by the following indicators:
 - 2.1 **Increase/Decrease in Net Assets Value Per Share (NAVPS)** NAVPS is computed by dividing net assets (total assets less total liabilities) by the total number of shares issued and outstanding plus the total number of shares outstanding due to deposit for future subscriptions (DFFS) and for conversion to shares, if any, as of the end of the reporting day. Any increase or decrease in NAVPS translates to a prospective capital gain or capital loss, respectively, for the Company's shareholders.
 - 2.2 **Net Investment Income.** Represents the total earnings of the Company from its investment securities, less operating expenses and income tax. This gauges how efficiently the Company has utilized its resources in a given time period.
 - 2.3 **Assets Under Management (AUM).** The assets under the Company's disposal. This measures the profitability of the Company (increase/decrease brought about by its operational income) as well as investor confidence (increase/decrease brought about by investor subscriptions/redemptions).
 - 2.4 **Cash Flow.** Determines whether the Company was able to achieve the optimal level of liquidity by being able to meet all its scheduled payments while at the same time maintaining the maximum level of investments and minimum level of cash.

FINANCIAL STATEMENT ANALYSIS

Management's Discussion and Analysis of Financial Condition and Results of Operations

Material Changes in the 1st Quarter Financial Statements

Statement of Financial Position and Statements of Changes in Equity – March 31, 2023 vs. December 31, 2022

	31-Mar-23	31-Dec-22	Movement	Percentage (%)	MDAS
	Unaudited	Audited			
Cash and cash equivalents	\$1,110,280	\$1,177,972	\$(67,692)	-5.75%	Liquidity requirements are still met.
Financial assets at fair value through profit or loss	31,521,861	31,342,525	179,336	0.57%	The increase was due favorable market condition during the period.
Accrued interest receivable	105		105	100.00%	Interest receivable from term deposit.
Due from brokers	420,000	-	420,000	100.00%	This account refers to amounts receivable from brokers arising from the sale of investments processed on or before the reporting period, which are settled three days after the transaction date.
Prepayments and other current assets	469	-	469	100.00%	This account pertains to prepaid expenses to be amortized until end of the accounting period.
Total Assets	33,052,715	32,520,497	532,218	1.64%	
Accrued expenses and other payables	442,215	98,678	343,537	348.14%	The increase was mainly due to higher amount payable to investors for the redemption of their investments processed on or before the reporting period, which are usually paid four (4) days after the transactions date.
Payable to Fund Manager	53,685	55,570	(1,885)	-3.39%	The decrease was due to lower AUM for the period
Income tax payable	56	19	37	194.74%	Income tax payable for the period.
Total Liabilities	495,956	154,267	341,689	221.49%	
Share capital	260,925	260,925	-	0.00%	
Deposits for future stock subscriptions	17,235,213	18,642,576	(1,407,363)	-7.55%	The decrease was mainly due to net redemptions of DFFS for the period.
Additional paid in capital	15,629,052	15,396,626	232,426	1.51%	
Retained earnings	(563,976)	(1,812,821)	1,248,845	-68.89%	Net income for the period
Treasury Shares	(4,455)	(120,948)	116,493	-96.32%	Due to reissuance of treasury shares during the period.
Net Assets	\$32,556,759	\$32,366,358	\$190,401	0.59%	Increase is due to reissuance of treasury shares and net income for the period.
Net Assets Value per Share	\$1.4789	\$1.4240	\$0.0549	3.86%	

Material Changes in the 2022 Financial Statements

Statement of Financial Position and Statement of Changes in Equity – 31 December 2022 and 31 December 2021

	31-Dec-22	31-Dec-21	Movement	Percentage (%)	MDAS
	Audited	Audited			
Cash and cash equivalents	\$ 1,177,972	\$ 3,015,213	(\$ 1,837,241)	-60.93%	Liquidity requirements were met.
Financial assets at fair value through profit or loss	31,342,525	39,967,270	(8,624,745)	-21.58%	The decrease was mainly due to net disposals of investment in equity securities and net unrealized losses incurred for the period
Accrued interest receivable	128	-	128	100.00%	Interest income receivable on term deposit
Total Assets	32,520,625	42,982,483	(10,461,858)	-24.34%	
Accrued expenses and other payables	98,678	74,188	24,490	33.01%	The increase was mainly due to accrual of ACS increase and professional fee which was partially offset by decrease in due to investors.
Payable to fund manager	55,570	73,844	(18,274)	-24.75%	The decrease was due to lower AUM for the period
Income tax payable	19	-	19	100.00%	Income tax payable for 2022.
Total Liabilities	154,267	148,032	6,235	4.21%	
Share capital	260,925	132,001	128,924	97.67%	Transfer of DFFS to share capital for ACS increase application approved by SEC on July 20, 2022
Deposits for future stock subscriptions	18,642,576	28,874,638	(10,232,062)	-35.44%	DFFS received recorded in this account since the Company met all the requirements to be classified as equity.
Additional paid-in capital	15,396,626	5,743,885	9,652,741	168.05%	
Retained earnings	(1,812,821)	8,155,499	(9,968,320)	-122.23%	Net loss for the period.
Treasury Shares	(120,948)	(71,572)	(49,376)	68.99%	Due to net acquisition of treasury shares during the period.
Net Assets	32,366,358	42,834,451	(10,468,093)	-24.44%	The decrease was due to net loss and lower subscriptions classified as DFFS-Equity during the year.
Net Assets Value per Share	\$ 1.4240	\$ 1.8471	(P0.4231)	-22.91%	

There were no known trends, demands, commitments, events or uncertainties that will result in or that are reasonably likely to result in increasing or decreasing the Company's liquidity in any material way.

There was no contingent liability reflected in the accompanying audited financial statements.

The Company does not anticipate having any cash flow or liquidity problems as it complies with the liquidity requirements per ICA-IRR 6.10. The Company was able to meet all its monetary obligations to its shareholders (for redemption) and creditors for the period covered. It does not foresee any event that could trigger a direct or contingent financial obligation that is material to its operations.

There were no material off-balance sheet transactions, arrangements, obligations (including contingent obligations), and other relationships of the Company with unconsolidated entities/other persons created during the reporting period. Likewise, there are no material commitments for capital expenditures, known trends, events, or uncertainties that have had or that are reasonably expected to have a material impact on net income/revenue from the continuing operations of the Company.

There are no other significant events and transactions from the last annual reporting period that is required for disclosure this year.

Statement of Comprehensive Income for the Three months ended – March 31, 2023 vs. March 31, 2022

	31-Mar-23	31-Mar-22	Movement	Percentage (%)	MDAS
	Unaudited	Unaudited			
Investment Loss	\$(324,173)	\$(311,326)	\$(12,847)	4.13%	The decrease was mainly due to realized trading loss from disposal of equity securities during the period.
Investment Expenses	1,596	4,151	(2,555)	-61.55%	Commission expenses during the period.
Operating Expenses	178,712	220,635	(41,923)	-19.00%	Lower management fees during the period due to higher AUM compared to the same period last year. Lower custodianship fees, professional fees and taxes and licenses for the period.
Net Unrealized Gains (Losses) on Investments	1,754,796	(2,318,032)	4,072,828	-175.70%	Due to favorable market condition of foreign investments during the period
Provision for Income Tax	1,470	1	1,469	146900.00%	Final taxes of interest income earned from cash and cash equivalents
Net Investment Income (Loss)	\$1,248,845	\$(2,854,145)	\$4,102,990	143.76%	

Statement of Comprehensive Income for the Years ended – 31 December 2022 and 31 December 2021

	31-Dec-22	31-Dec-21	Movement	Percentage (%)	MDAS
	Audited	Audited			
Investment Income (Loss)	(\$ 4,015,979)	\$ 5,277,486	(\$ 9,293,465)	-176.10%	The decrease mainly pertains to the trading loss realized due to disposal of equity securities during the year.
Investment Expense	5,854	960	4,894	509.79%	Dependent on the percentage of the amount of stock trading as sold and purchased for the period.
Operating Expenses	860,120	792,124	67,996	8.58%	Increase was due to accrual of Fund's application for ACS increase.
Net Unrealized Losses on Investments	(5,085,292)	(1,461,113)	(3,624,179)	248.04%	Due to impact of unfavorable market condition of foreign investments during the year.
Provision for Income Tax	1,075	20	1,055	5275.00%	Final taxes of interest income earned from investments and income tax on trailer fees.
Net Investment Income (Loss)	(\$ 9,968,320)	\$ 3,023,269	(\$12,991,589)	429.72%	

Average daily net asset value from January to March 2023 and January to March 2022 is \$33,056,373 and \$39,058,825, respectively.

Average daily net asset value in 2022 and 2021 are \$35,482,605 and \$34,401,982, respectively.

The Company has no unusual nature of transactions or events that affect assets, liabilities, equity, net income or cash flows.

There were no commitments, guarantees and contingent liabilities that arise in the normal course of operations of the Fund which are not reflected in the accompanying audited financial statements.

The management of the Company is of the opinion that there were no income or losses from these items that will have any material effect on its audited financial statements.

There were no known material events subsequent to the end of the quarterly reporting period that have not been reflected in the Company's interim unaudited financial statements as at the period ended March 31, 2023.

There were no known material events subsequent to the end of the annual reporting period that have not been reflected in the Company's audited financial statements as at the period ended December 31, 2022.

There were no significant elements of income or loss that did not arise from the Company's continuing operations.

There were no changes in estimates of amount reported in the current financial year or changes in estimates of amounts reported in prior financial years.

There were no seasonal aspects that had a material effect on the financial condition or results of operations of the Company.

Top 5 Key Performance Indicators

The performance of a Fund is important to its investors. Oftentimes, it is used when making investment decisions. That is why Key Performance Indicators (KPI), a set of quantifiable measures, is necessary to gauge its performance in terms of meeting the Fund's investment objective while consistently following its investment policy.

- I. **Total return.** The performance of a mutual fund is always expressed in terms of its total return, which is the sum of the change in a Fund's Net Asset Value (NAV), its dividends and its capital gains distributions over a given period of time, net of its expenses.
- II. **Market conditions.** A Fund's true performance potential needs to be evaluated within the context of the market environment prevailing during the different periods used.

It is most relevant to investors to measure the performance of a fund within a 10-year time frame as it will most likely cover a mix of market conditions that may be translated into a more reliable long-term indicator of the Fund Manager's investment management abilities.

- III. **Benchmarks.** Benchmarking is one of the most important aspects of a mutual fund's total return performance. A fund's performance metrics only have meaning if they are compared to appropriate "guideposts," or benchmarks.

The MSCI All Country World Index (MSCI ACWI) is a free float-adjusted market capitalization weighted index that is designed to measure the equity market performance of developed and emerging markets.

Total Return	Benchmark: 98% MSCI ACWI + 2% 30-day USD Deposit	Sun Life Prosperity World Voyager Fund
5-Year Return	25.06%	16.52%
3-Year Return	41.41%	31.38%
1-Year Return	-11.04%	-14.17%
YTD Return*	6.52%	4.13%

*as of March 31, 2023

The benchmark of the Fund was amended to 98% MSCI ACWI + 2% 30-day US\$ Deposit rate effective April 1, 2022.

- IV. **Peer comparisons.** Mutual funds are also compared to their peers, or peer groups, and relevant fund categories. For example, it is common for investment research materials to compare an equity fund, like the Sun Life Prosperity World Voyager Fund, to funds similar in nature (peers or peer group). While this information is made available to the Fund's investor, the same may be found in the website of the Investment Company Association of Philippines at www.pifa.com.ph.

V. **Asset size.** Open-ended mutual funds grow their asset size in two ways:

- Increase in the value of the underlying assets as a result of the strong performance of equity securities and/or bonds in the fund's portfolio. When the underlying assets in a portfolio increase in value, the fund's asset size increases.
- The inflow of investors' money. This is why a fund's asset size will continue to grow even if it has a negative return.

The increase in a Fund's asset size signifies solid fund management skills which combined with favorable market conditions backed by a strong economic outlook illustrates how effectively a fund manager has performed and the extent to which value has been added through active management.

The second indicates investor confidence in the fund manager, the company, or both.

Most analysts check whether the performance of a mutual fund is attributable to personnel who have since left the fund. While there is no magic number when it comes to fund manager tenure, it should provide some investor comfort to know that with respect to the Fund, the Fund Manager and the Fund's top management have been with the Fund for at least 5 years. Furthermore, the company, having been in the business for decades combined with a record of consistent strong performance indicates a stability and resilience capable of withstanding the different stages of the business cycle.

3. **Changes in and Disagreements with Accountants on Accounting and Financial Disclosure.** There have been no changes in and/or any disagreement with accountants on any accounting and financial disclosures and/or on any matter of accounting principles or practices, financial statement disclosure, or auditing scope or procedure.

b. **Registrant's Common Equity and Related Stockholder Matters**

1. **Market Information.** Being an investment company that is not listed with the PSE and required to follow rules specific to mutual funds, shares are distributed through its principal distributor, SLAMCI.

The Fund is not listed in the PSE. It is registered as an open-end investment company and follows rules specific to mutual funds. The NAVPS, or the price at which investors may purchase or sell shares of this Fund is available daily, on any business day.

The following table shows the ranges of high and low prices (NAVPS) of the Company's common shares for 2023, 2022 and 2021:

	2023		2022		2021	
	High	Low	High	Low	High	Low
Q1	\$ 1.5296	\$ 1.4120	\$1.8470	\$1.5655	\$1.8131	\$1.6431
Q2	-	-	\$1.7080	\$1.4219	\$1.8135	\$1.6882
Q3	-	-	\$1.5636	\$1.3354	\$1.8698	\$1.7749
Q4	-	-	\$1.4960	\$1.3177	\$1.8904	\$1.7547

2. **Holders.** There are approximately 2,880 stockholders as of 31 March 2023.

c. **Dividends.** Each shareholder has a right to any dividends declared by the Board of Directors. Dividends must be declared out of surplus. Except for the condition prescribed for the declaration of stock dividends, there are no restrictions that limit the ability to pay dividends on common equity or that are likely to do so in the future. The Company has not declared cash dividends to date.

Each shareholder is entitled to vote on matters taken up in the annual shareholders' meeting. Shares held by a shareholder can be redeemed anytime at the shareholder's discretion. However, the shareholders do not enjoy pre-emptive rights.

There are no provisions in the charter or by-laws that would delay, defer or prevent a change in control of the registrant.

d. **Sale of Unregistered or Exempt Securities.** There has been no sale of unregistered or exempt securities nor has there been a recent issuance of securities constituting an exempt transaction.

e. **Top 20 Shareholders.** Please refer to Item 4 (d) (2) of SEC Form Definitive 20-IS.