



SUN LIFE PROSPERITY PHILIPPINE STOCK INDEX FUND, INC.

NOTICE OF ANNUAL STOCKHOLDERS' MEETING

To all stockholders:

NOTICE IS HEREBY GIVEN that the Annual Meeting of Stockholders of Sun Life Prosperity Philippine Stock Index Fund, Inc., shall be held on **11 July 2023 (Tuesday) at 2:00 p.m. via Zoom Webinar at <https://sunlife.co/SLPF-ASHM2023>**, to consider the following:

AGENDA

1. Call to Order
2. Proof of Notice of Meeting
3. Determination and Certification of Quorum
4. Chairman's Address
5. Review of 2022 Operations
6. 2022 Fund Performance
7. Election of Directors for 2023 to 2024 Term
8. Approval of the Minutes of the 2022 Stockholders Meetings
9. Confirmation and Ratification of All Acts and Proceedings of the Board and Corporate Officers (Annex A)
10. Appointment of External Auditor
11. Other Matters – Amendment of
 - a. Article II, paragraph 6 of the Articles of Incorporation to align with regulations
 - b. Article II paragraphs 8 (Secondary Purpose) of the Articles of Incorporation to clarify the wording.
 - c. Article I, Section 1 (Annual Meetings) of the By-Laws to change the schedule of holding the Annual Meeting.
 - d. Article I, Section 6 (Voting) of the By-Laws to align the proxy requirement with the Revised Corporation Code.
 - e. Article II, Section 2 (Meetings) of the By-Laws is reworded for clarity
 - f. Article II, Section 4 (Compensation) of the By-Laws to ensure that director compensation is granted by the stockholders
 - g. Article VI, Section 2 on Distribution Contracts to clean up the section.
12. Adjournment

Representatives of Navarro Amper & Co./Deloitte Touche Tohmatsu are expected to be present during the annual meeting to respond to appropriate questions and to make a statement if they so desire.

The Board of Directors has, in accordance with the By-Laws, fixed the close of business on **30 April 2023** as the record date for the determination of the shareholders entitled to notice of and to vote as such in the annual stockholders' meeting and any adjournment thereof.

The Fund will accept proxy votes from its stockholders by emailing SunLifeFunds@sunlife.com until Saturday, 01 July 2023 (at least 10 days prior to the ASHM). The same shall be remotely validated by the Fund before the close of business hours on or before 06 July 2023 (at least 5 days prior to the ASHM).

Shareholders and/or their proxies must pre-register using the provided link. Identification of the registrant will be verified during the pre-registration process.

Taguig City, Metro Manila, 13 June 2023.

A handwritten signature in black ink, appearing to read 'AK' with a flourish, likely representing Atty. Anna Katrina C. Kabigting-Ibero.

ATTY. ANNA KATRINA C. KABIGTING-IBERO
Corporate Secretary

SECURITIES AND EXCHANGE COMMISSION

SEC FORM 20-IS

INFORMATION STATEMENT PURSUANT TO SECTION 20
OF THE SECURITIES REGULATION CODE

1. Check the appropriate box:

☐ Preliminary Information Statement ☒ Definitive Information Statement

2. Name of Registrant as specified in its charter: **Sun Life Prosperity Philippine Stock Index Fund, Inc.**
3. Province, country or other jurisdiction of incorporation or organization: **Philippines**
4. SEC Identification Number: **CS201424696**
5. BIR Tax Identification Code: **008-930-133**
6. Address of Principal Office: **8th Floor Sun Life Centre, 5th Avenue cor Rizal Drive, Bonifacio Global City, Taguig City 1634**
7. Registrant's telephone number, including area code: **(632) 8555-8888**
8. Date, time, place of the meeting of security holders:

**11 July 2023 (Tuesday) at 2:00 p.m.
via Zoom Webinar at <https://sunlife.co/SLPF-ASHM2023>
to be hosted from 8F Sun Life Centre, 5th Avenue corner Rizal Drive
Bonifacio Global City, Taguig City 1634**

9. Approximate date on which the Information Statement is first to be sent or given to security holders: **13 June 2023**
10. In case of Proxy Solicitations:

Name of Person Filing the Statement/Solicitor: **Ms. Marleen Kaye Simbillo**

Address and Telephone Number: **8th Floor Sun Life Centre, 5th Avenue cor Rizal Drive, Bonifacio Global City, Taguig City 1634; (632) 8849-9888; marleen.kaye.simbillo@sunlife.com**

11. Securities registered pursuant to Sections 8 and 12 of the Code or Sections 4 and 8 of the RSA (information on number of shares and amount of debt is applicable only to corporate registrants):

Title of Each Class	Number of shares of Common Stock Outstanding
Common Shares, PHP0.01 par value	3,965,377,515 shares (as of 31 May 2023)

12. Are any or all of the Company's securities listed on the Philippine Stock Exchange ("PSE")?

☐ Yes ☒ No

PART I.
INFORMATION REQUIRED IN THE INFORMATION STATEMENT

A. GENERAL INFORMATION

Item 1. Date, Time and Place of Meeting of Security Holders

a. The annual stockholders' meeting of Sun Life Prosperity Philippine Stock Index Fund, Inc. (the "Company") will be held on **11 July 2023 (Tuesday) at 2:00 p.m. via Zoom Webinar at <https://sunlife.co/SLPF-ASHM2023> to be hosted from 8F Sun Life Centre, 5th Avenue corner Rizal Drive, Bonifacio Global City, Taguig City 1634.** The principal office of the Company is located at 8th Floor Sun Life Centre, 5th Avenue corner Rizal Drive, Bonifacio Global City, Taguig City 1634.

b. The approximate date on which the information statement and proxy form ("ASHM materials") will be sent to all shareholders is on 13 June 2023. Stockholders will receive the ASHM materials personally, by mail (by physical or electronic transmission). Further, stockholders will also have access to the ASHM materials via the SLAMCI website.

Item 2. Dissenter's Right of Appraisal. The Revised Corporation Code of the Philippines, specifically its Sections 80 to 85 of Title X, gives a dissenting shareholder or a shareholder who votes against certain corporate actions specified by law, the right to demand payment of the fair market value of his/her shares, commonly referred to as Appraisal Right. There is no matter or item to be submitted to a vote or acted upon in the annual shareholders' meeting of the Company which falls under the instances provided by law when dissenting shareholders can exercise their Appraisal Right.

Item 3. Interest of Certain Persons in or Opposition to Matters to be Acted Upon

a. No current director or officer of the Company, or nominee for election as directors of the Company or any associate thereof, has any substantial interest, direct or indirect, by security holdings or otherwise, in any matter to be acted upon other than election to office.

b. No director has informed the Company in writing that he intends to oppose any action to be taken by the Company at the meeting.

B. CONTROL AND COMPENSATION INFORMATION

Item 4. Voting Securities and Principal Holders Thereof

a. The Company has 3,965,377,515 outstanding common shares as of 31 May 2023. Each common share shall be entitled to one (1) vote with respect to all matters to be taken up during the annual shareholders' meeting.

b. The record date for determining shareholders entitled to notice of and to vote during the annual shareholders' meeting is **30 April 2023**.

c. In the forthcoming annual shareholders' meeting, shareholders shall be entitled to elect five (5) members to the Board of Directors. Each shareholder may vote such number of shares for as many as five (5) persons he may choose to be elected from the list of nominees, or he may cumulate said shares and give one (1) candidate as many votes as the number of his shares multiplied by five (5) shall equal, or he may distribute them on the same principle among as many candidates as he shall see fit, provided that the total number of votes cast by him shall not exceed the number of shares owned by him multiplied by five (5).

d. **Security Ownership of Certain Beneficial Owners and Management**

1. Security Ownership of Certain Beneficial Owners. Holders of more than 5%, if any, are included in the list of the Top 20 Shareholders, which is submitted to the SEC through a confidential disclosure.

On 7 March 2013, SEC en banc approved the confidential treatment of the list of Top 20 shareholders of the Sun Life Prosperity Funds, including its 5% and 10% beneficial owners. This is to protect the investors' privacy, which is a privilege they enjoy when they invest in other shared investment vehicles, such as unit investment trust funds, and when they invest in bank deposits. None of the officers listed in Item 5 below own more than 5% of the Company's securities.

2. Security Ownership of Management as of 31 May 2023 follows:

Title of Class	Name of Beneficial Owner	Number of Shares ¹	Nature of Ownership	Citizenship	Percent of Class
Common	Benedicto C. Sison	1	Beneficial (B) and Record (R)	Filipino and American	0.00%
Common	Valerie N. Pama	1	B & R	Filipino	0.00%
Common	Cielito F. Habito	1	B & R	Filipino	0.00%
Common	Cesar Luis F. Bate	1	B & R	Filipino	0.00%
Common	Aleli Angela G. Quirino	1	B & R	Filipino	0.00%

The above individual owners can be contacted through the Corporate Secretary of the Company, Atty. Kabigting-Ibero, 6th Floor Sun Life Centre, 5th Avenue cor Rizal Drive, Bonifacio Global City, Taguig City 1634.

3. Voting Trust Holders of 5% or More. No holder of 5% or more of the Company's common shares has any voting trust or similar agreement that vest voting rights or other powers to a voting trustee.

4. Changes in Control. There has been no change in control of the Company since the beginning of the last fiscal year.

Item 5. Directors and Executive Officers

Nominees for Independent Directors, Atty. Aleli Angela G. Quirino, Dr. Cielito F. Habito, and Mr. Cesar Luis F. Bate, were nominated by Ms. Valerie N. Pama to the Corporate Governance Committee. Ms. Pama is not related to the said nominees. The Corporate Governance Committee composed of Dr. Habito as Chairman and Mr. Sison and Mr. Bate as Members, pre-screens and shortlists all candidates nominated to become a member of the Board of Directors in accordance with the qualifications and disqualifications of the regulations named above and in accordance with the procedure outlined in the Company's Manual on Corporate Governance ("Manual").

Except for committee members who are independent directors themselves, none of the members of the Corporate Governance Committee are related to the independent directors.

a. The Company's directors—including independent directors—and executive officers are as follows:

<i><u>Name</u></i>	<i><u>Citizenship</u></i>	<i><u>Position</u></i>	<i><u>Age</u></i>	<i><u>Term of Office</u></i>	<i><u>Period Served</u></i>
Benedicto C. Sison	Filipino and American	Director/Chairman	62	July 2018 - present	5 terms

¹ Number of shares held in their capacity as Director or Chairperson

Valerie N. Pama	Filipino	Director/ President	59	March 2022 – present	1 term
Cesar Luis F. Bate	Filipino	Independent Director	62	November 2021 – present	2 terms
Angela Aleli G. Quirino	Filipino	Independent Director	79	2018 - present	5 terms
Cielito F. Habito	Filipino	Independent Director	70	April 2019 – present	4 terms
Jeanemar S. Talaman	Filipino	Treasurer	41	September 2022 – present	
Maria Pia A. Urgello	Filipino	Interim Compliance Officer	49	April 2023 – present	
Anna Katrina C. Kabigting-Ibero	Filipino	Corporate Secretary	43	April 2020 – present	3 terms
Frances Ianna S. Canto	Filipino	Assistant Corporate Secretary	34	September 2020 – present	3 terms
Ria V. Mercado	Filipino	Risk Officer	47	2015-present	8 terms

A brief write-up on the business experience of the incumbent and incoming directors and executive officers of the Company are as follows:

BENEDICTO C. SISON

Chairman (2018 to present)

Mr. Benedicto C. Sison is the CEO and Country Head of the Sun Life group of companies in the Philippines from 01 July 2018. He is also the President of Sun Life Financial Philippine Holding Company, Inc. (December 2015 to present) and serves as the Director and Chairman of the eighteen Sun Life Prosperity Funds i.e., Sun Life of Canada Prosperity Balanced Fund, Inc., Sun Life of Canada Prosperity Bond Fund, Inc., Sun Life of Canada Prosperity Philippine Equity Fund, Inc., Sun Life Prosperity Dollar Abundance Fund, Inc., Sun Life Prosperity Dollar Advantage Fund, Inc., Sun Life Prosperity Dynamic Fund, Inc., Sun Life Prosperity Philippine Stock Index Fund, Inc., Sun Life Prosperity GS Fund, Inc., Sun Life Prosperity Peso Starter Fund, Inc. (formerly Sun Life Prosperity Money Market Fund, Inc.), Sun Life Prosperity Dollar Wellspring Fund, Inc., Sun Life Prosperity World Voyager Fund, Inc., (September 2015 to present), Sun Life Prosperity Dollar Starter Fund, Inc., Sun Life Prosperity World Equity Index Feeder Fund, Inc. (2017 to present), and Sun Life Prosperity Achiever Fund 2028, Inc., Sun Life Prosperity Achiever Fund 2038, Inc., and Sun Life Prosperity Achiever Fund 2048, Inc. (2018 to present), Sun Life Prosperity Peso Voyager Feeder Fund, Inc. (January 2022) and Sun Life Prosperity World Income Fund, Inc. (August 2022 to present). He is also the Director and Chairman of the Grepalife Funds such as Grepalife Balanced Fund Corporation, Grepalife Dollar Bond Fund Corporation, and Grepalife Fixed Income Fund Corporation (September 2015 to present). He is the Vice President of Sun Life Financial – Philippines Foundation, Inc., (September 2015 to present) where he also served as Trustee (September 2010 to September 2013). He is currently a Senior Advisor to the Board of Trustees of the Philippine Investment Funds Association (PIFA) and Treasurer of the Philippine Life Insurance Association (PLIA).

Prior to his current role, Mr. Sison served as the Chief Strategy and Financial Management Officer of Sun Life of Canada (Philippines), Inc. (April 2015 to 2018). He also served as Chief Financial Officer of Sun Life Financial Asia (November 2012 to March 2015), Director of Sun Life Hong Kong Limited (December 4, 2012 to May 14, 2015), Commissioner of PT. Sun Life Indonesia Services (February 21, 2013 to July 5, 2013) and Commissioner of PT. Sun Life Indonesia (April 19, 2013 to April 23, 2015). He was also the Director/CFO and Treasurer of Sun Life Financial Philippine Holding Company, Inc. (September 2010 to December 2013), CFO and Treasurer of Sun Life Financial Plans, Inc. (September 2010 to December 2013), Director of Great Life Financial Assurance Corporation (July 2012 to September 2013) and Chief Financial Officer and Treasurer of Sun Life Asset Management Company, Inc. (September

2010 to June 2013) and Sun Life of Canada (Philippines), Inc. (September 2010 to October 2012). He also served as the Finance Director – Asia Pacific of Con-Agra International Food Group (September 2006 to August 2010).

He brings to the job a wealth of international finance experience gained primarily from ConAgra Brands, Inc., a multi-billion dollar global consumer products company. He held various positions with increasing responsibility in the areas of audit, financial control, planning and management in ConAgra's US, India and Asia-Pacific Operations. He was the Finance Director for the Asia Pacific Region, based in China, prior to joining Sun Life. Mr. Sison also worked in the academe as well as in the aerospace, defense and public transit industries in the USA.

Mr. Sison is a Magna Cum Laude graduate of BS Business Administration from the University of the Philippines (1983). He earned his Master's degree in Business Administration, Major in Finance/Accounting (1988) from the Graduate School of Management of the University of California Riverside. He is a Certified Public Accountant (CPA) and is a member of the American Institute of CPAs.

VALERIE N. PAMA

President / Director (March 2022 – present)

Ms. Valerie N. Pama is currently the Chief Asset Management Officer ("CAMO") of Sun Life of Canada (Philippines), Inc. Since November 1, 2019, Ms. Pama, in her capacity as CAMO, has been responsible for the expansion and development of the various initiatives to drive the profitability and growth of Sun Life's overall asset management business providing strategic direction and development of long-term plans and policies.

Ms. Pama is also the Chairman and Director of Grepalife Asset Management Corporation (December 2021 to present). She is the President and Director of eighteen (18) Sun Life Prosperity Funds, i.e. Sun Life of Canada Prosperity Balanced Fund, Inc., Sun Life of Canada Prosperity Philippine Equity Fund, Inc., Sun Life of Canada Prosperity Bond, Inc., Sun Life Prosperity Dollar Advantage Fund, Inc., Sun Life Prosperity Peso Starter Fund, Inc., Sun Life Prosperity Dollar Abundance Fund, Inc., Sun Life Prosperity GS Fund, Inc., Sun Life Prosperity Dynamic Fund, Inc., Sun Life Prosperity Philippine Stock Index Fund, Inc., Sun Life Prosperity Dollar Wellspring Fund, Inc., Sun Life Prosperity World Voyager Fund, Inc., Sun Life Prosperity Dollar Starter Fund, Inc., Sun Life Prosperity World Equity Index Feeder Fund, Inc., Sun Life Prosperity Achiever Fund 2028, Inc., Sun Life Prosperity Achiever Fund 2038, Inc., Sun Life Prosperity Achiever Fund 2048, Inc., Sun Life Prosperity Peso Voyager Feeder Fund, Inc. (March 2022 to present) and Sun Life Prosperity World Income Fund, Inc. (August 2022 to present).

Currently, Ms. Pama is a Trustee and Vice President of Sun Life Financial-Philippines Foundation, Inc. (October 2020 and December 2022, respectively, to present), Member and Trustee of Filipina CEO Circle (2015 and 2018, respectively to present), Member of Management Association of the Philippines (2015 to present), Financial Executives of the Philippines (2013 to present) and Makati Business Club (August 2019 to present).

Ms. Pama was previously the Director and President of Sun Life Investment Management and Trust Corporation (September 2020 to June 2021), responsible for its establishment and preparations for operations. She was a Director and President of Sun Life Asset Management Company, Inc. ("SLAMCI") and Director and/or President of thirteen (13) Sun Life Prosperity Funds (2011 to 2020). She was also a Director and/or President of three (3) Grepalife Funds i.e. Grepalife Dollar Bond Fund Corporation, Grepalife Balanced Fund Corporation (formerly, "Grepalife Bond Fund Corporation"), and Grepalife Fixed Income Fund Corporation (2011 to 2018). Ms. Pama was formerly the President of the Sun Life Prosperity Funds and the Grepalife Funds (2011 to 2013). She was also a Director of BESTSERVE Financial Ltd. (HKG) (2021 to 2022).

She also served as the Chief Operating Officer of SLAMCI (2011 to 2012) before being appointed as its President in 2013. With over seven years as President of SLAMCI, Ms. Pama has made tremendous contributions by leading it into becoming the number one non-bank asset management company. Under her vision and leadership, the company achieved great milestones: growing from three (3) mutual funds to sixteen (16) mutual funds to over Php100 Billion in Assets Under Management, launch of the Sun Life Prosperity Card, expanding the sales force into having the most number of Mutual Fund-licensed advisors in the industry and garnering numerous awards from the Philippine Investment Funds Association (PIFA). Another noteworthy recognition for SLAMCI under her management was being

named the best asset management company for the Philippines from Euromoney's 2018 Private Banking and Wealth Management survey.

Ms. Pama is a veteran banker, having been in the industry for 20 years. She started her career with Citibank N.A. in 1990 as a Management Associate, wherein she obtained exposure in various segments of the business, assuming progressively senior roles over the years. She had worked in treasury/capital markets, loans, equity sales, customer funding sales, brokerage and money market sales. By the time she retired from Citibank N.A. in 2009, Ms. Pama was the President of Citicorp Financial Services and Insurance Brokerage Inc.

Prior to joining Sun Life, Ms. Pama was a Product Development consultant for ING Bank's Investment Management Group.

Ms. Pama was a member of the Board of Trustees of PIFA from 2011 to 2020 and served as its Chairman from 2013 to 2015. This enabled her to represent the mutual fund industry in advocating investor literacy, customer protection and regulatory advancements to government agencies, key market players and the general public.

Ms. Pama is a graduate of the Ateneo de Manila University with a Bachelor of Science degree in Management Engineering. She obtained her Masters in Business Administration in International Business and Finance, with a minor in Business Economics from Katholieke Universiteit Leuven in Belgium. She was awarded With Distinction by the university for her exemplary academic performance on her final year.

ALELI ANGELA G. QUIRINO

Independent Director (2018 to present)

Atty. Aleli Angela G. Quirino is an Independent Director of Sun Life of Canada Prosperity Balanced Fund, Inc. (2009 to present); Sun Life Prosperity Dynamic Fund, Inc.; (2012 to present); Sun Life Prosperity Dollar Starter Fund, Inc. (2017 to present); Sun Life Prosperity GS Fund, Inc.; Sun Life Prosperity Philippine Stock Index Fund, Inc.; Sun Life Prosperity Dollar Wellspring Fund, Inc.; Sun Life Prosperity World Voyager Fund, Inc.; Sun Life Prosperity Achiever Fund 2028, Inc.; Sun Life Prosperity Achiever Fund 2038, Inc.; Sun Life Prosperity Achiever Fund 2048, Inc.; Sun Life Prosperity World Equity Index Feeder Fund, Inc. (2018 to present); and Sun Life Prosperity World Income Fund, Inc. (August 2022 to present). She is also an Independent Director of the Grepalife Dollar Bond Fund Corporation, Grepalife Balanced Fund Corporation, and Grepalife Fixed Income Fund Corporation ("Grepalife Funds") (2011 to present).

Atty. Quirino is currently an Of Counsel of Angara Abello Concepcion Regala & Cruz Law Offices (ACCRA Law). She is the Chairman of First Line Healthcare Diagnostics Center, Inc. (2021 to present). She also serves as Director of ELC Beauty, Inc./Estee Lauder Phils. (2002 to present), among others. She also serves as a Director of Neo Pacific Property Management Corporation (2007 to present). She is the Vice-Chairman (2015 to present) of the Board of Trustees and Past President (2009 to 2015) of the Ateneo de Manila Law Alumni Association, Inc., and is a Trustee and Corporate Secretary of the Assumption College, Inc. (1996 to present). She is an Advisory Council Member of the Intellectual Property Association of the Philippines, Inc. (2012 to present). She is the Trustee-Treasurer (1998 to present) of the Intellectual Property Foundation, Inc. She is also the Past President of the ASEAN Intellectual Property Association (2017 to 2019) and Chairman Emeritus of the ASEAN Philippine Intellectual Property Association, Inc. She is an EXCO member of the Association Internationale de la Propriete Intellectuelle (2004 to present).

Atty. Quirino received her Bachelor of Arts and Bachelor of Science in Education (magna cum laude) from Assumption College and Bachelor of Laws (with honors) from the Ateneo de Manila University.

CIELITO F. HABITO

Independent Director (April 2019 to present)

Dr. Cielito F. Habito is an Independent Director of Sun Life Prosperity GS Fund, Inc.; Sun Life of Canada Prosperity Balanced Fund, Inc.; Sun Life of Canada Prosperity Philippine Equity Fund, Inc.; Sun Life Prosperity Philippine Stock Index Fund, Inc.; Sun Life Prosperity Dollar Abundance Fund, Inc.; Sun Life Prosperity Dollar Advantage Fund, Inc.; Sun

Life Prosperity World Voyager Fund, Inc.; and Sun Life Prosperity Achiever Fund 2048, Inc.; (2019 to present); Sun Life of Canada Prosperity Bond Fund, Inc. and Sun Life Prosperity Peso Starter Fund, Inc. (July 2021 to present) and Sun Life Prosperity Peso Voyager Feeder Fund, Inc. (January 2022 to present).

He is a Professor of Economics at the Ateneo de Manila University, where he is also Senior Fellow of the Ateneo Center for Economic Research and Development. He also serves as Chairman of Brain Trust Inc., Operation Compassion Philippines, and the Board of Advisers of the TeaM Energy Center for Bridging Leadership at the Asian Institute of Management; Lead Independent Director of First Gen Corporation; Trustee of the Ramon Magsaysay Award Foundation and the Ramos Peace and Development Foundation; and Member of the Board of Governors of the Management Association of the Philippines, JICA-Philippines Advisory Committee, and the World Bank-Philippines Civil Society Advisory Group.

He had also previously served in the Boards of Manila Water Company, Metropolitan Bank & Trust Company, Metrobank Card Corporation, Frontier Oil Corporation, Mutual Fund Company of the Philippines, One Wealthy Nation (OWN) Fund, Steel Corporation of the Philippines, Philsteel Holdings, Solidbank and Lepanto Consolidated Mining Co.

He served in the Cabinet of former President Fidel V. Ramos throughout his presidency in 1992-1998 as Secretary of Socioeconomic Planning, and Director-General of the National Economic and Development Authority (NEDA). Before joining government, he was Professor and Chairman at the Department of Economics of the University of the Philippines-Los Baños (UPLB). He also worked as Visiting Fellow of the Asian Development Bank Institute in Tokyo, Visiting Professor at the Asian Institute of Management and De La Salle Graduate School of Business, Visiting Research Fellow at the Center for Southeast Asian Studies in Kyoto University, Teaching Fellow at Harvard University and Research Consultant at the World Bank.

Dr. Habito is the recipient of numerous awards including the Presidential Award (2019) and Most Outstanding Alumnus Award (1993) of the UPLB Alumni Association, Philippine Legion of Honor (1998), The Outstanding Young Men (TOYM) of 1991, and the Gawad Lagablab (Outstanding Alumnus Award) of the Philippine Science High School (1991).

He graduated with a Bachelor of Science in Agriculture, Summa cum laude from the University of the Philippines-Los Baños in 1975. He earned a Master of Economics from the University of New England (Australia) in 1978 and Master of Arts in Economics (1981) and Ph.D. in Economics (1984) from Harvard University.

CESAR LUIS F. BATE

Independent Director (November 2021 to present)

Mr. Cesar Luis F. Bate, is an Independent Director of ten (10) Sun Life Prosperity Funds namely: Sun Life of Canada Prosperity Bond Fund, Inc., Sun Life Prosperity Dollar Abundance Fund, Inc., Sun Life Prosperity Dollar Advantage Fund, Inc., Sun Life Prosperity Dynamic Fund, Inc., Sun Life of Canada Prosperity Philippine Equity Fund, Inc., Sun Life Prosperity Philippine Stock Index Fund, Inc., Sun Life Prosperity Peso Starter Fund, Inc., Sun Life Prosperity World Voyager Fund, Inc., Sun Life Prosperity Dollar Wellspring Fund, Inc., and Sun Life Prosperity World Equity Index Feeder Fund, Inc.

Currently, Mr. Bate is the Managing Director of LMN Advisors/Partners Inc. ("LMN"). He established the consultancy firm LMN in October 2006 after being a stockbroker for 20 years. Prior to LMN, Mr. Bate was head of the Philippine operations of Macquarie Securities Philippines from 2004 to 2006. From 1995 to 2004, he was President of Dutch-owned ING Securities Philippines which was the country's largest stock brokerage house for years under his ten-year tenure. Mr. Bate started his career as a stockbroker with the local house A&A Securities in 1987 and joined British-owned Baring Securities as Head of Philippine sales in 1992.

Mr. Bate is the President of the Celisons Property Co. Inc. (2018 to present), an Independent Director of RM Commercial REIT, Inc. (2021 to present) and Director of Acacia Lane, Inc. (1980 to present). He was also a Member of the Board of Trustees of Jose Rizal University (2007 to 2016).

Mr. Bate graduated with a Bachelor of Science in Management Engineering from Ateneo de Manila University in 1983.

JEANEMAR S. TALAMAN

Treasurer (September 2022 to present)

Ms. Jeanemar S. Talamán is the Treasurer of Sun Life Prosperity Funds. She was the Treasurer and Head of Finance of Sun Life Investment Management and Trust Corporation (SLIMTC) (2020 to 2022). In that role, she was responsible for the overall finance function of the Company which covers Accounting, Financial Reporting, Internal Controls and Capital Management among others.

Prior to joining SLIMTC, Ms. Talamán was the Financial Accounting and Reporting Manager of Sun Life Philippines where she handled financial reporting requirements of the Sun Life Asset Management Company, Inc. (SLAMCI), Sun Life Prosperity Funds (Funds managed by SLAMCI), Sun Life Grepa Financial, Inc. and Sun Life Financial Philippine Holding Company, Inc. Concurrent to her role as Financial Reporting Manager, Ms. Talamán was also the Finance System Administration Manager responsible for ensuring the security and efficiency of finance system applications for all Sun Life Philippine entities. She has held various roles in Finance, including, Manager of Financial Planning and Analysis (May 2014 to July 2015), Manager, Accounts Reconciliation (June 2012 to April 2014) and she has been instrumental in setting up the Accounts Reconciliation team of Sun Life Malaysia in 2013. Ms. Talamán has more than 15 years of extensive experience in asset management industry, financial reporting for insurance business, taxation and regulatory reporting, treasury operations, project management, financial planning and management reporting.

Ms. Talamán is a Certified Public Accountant and a member of the Philippine Institute of Certified Public Accountants. She earned her Bachelor of Science in Accountancy degree from the University of San Agustin (Iloilo City) with academic distinction. She had satisfactorily completed the one-year course on Trust Operations and Investment Management from the Trust Institute Foundation of the Philippines.

MARIA PIA A. URGELLO

Interim Compliance Officer; Interim Money Laundering Reporting Officer; Interim Data Protection Officer
(11 April 2023 to present)

Atty. Maria Pia A. Urgello, 49 years old, is the Interim Compliance Officer of Sun Life of Canada (Philippines), Inc.; Sun Life Grepa Financial, Inc. Sun Life Financial Plans, Inc.; Sun Life Financial-Philippines Foundation, Inc.; Grepalife Asset Management Corporation; the three Grepalife Mutual Funds i.e., Grepalife Balanced Fund Corporation, Grepalife Dollar Bond Fund Corporation and Grepalife Fixed Income Fund Corporation; Sun Life Asset Management Company, Inc.; and the eighteen (18) Sun Life Prosperity Funds (i.e., Sun Life of Canada Prosperity Balanced Fund, Inc., Sun Life of Canada Prosperity Bond Fund, Inc., Sun Life of Canada Prosperity Philippine Equity Fund, Inc., Sun Life Prosperity Dollar Abundance Fund, Inc., Sun Life Prosperity Dollar Advantage Fund, Inc., Sun Life Prosperity Dollar Starter Fund, Inc., Sun Life Prosperity GS Fund, Inc., Sun Life Prosperity Peso Starter Fund, Inc., Sun Life Prosperity Dynamic Fund, Inc., Sun Life Prosperity Philippine Stock Index Fund, Inc., Sun Life Prosperity Dollar Wellspring Fund, Inc., Sun Life Prosperity World Voyager Fund, Inc., Sun Life Prosperity World Equity Index Feeder Fund, Inc., Sun Life Prosperity Achiever Fund 2028, Inc., Sun Life Prosperity Achiever Fund 2038, Inc., Sun Life Prosperity Achiever Fund 2048, Inc., Sun Life Prosperity Peso Voyager Feeder Fund, Inc., and Sun Life Prosperity World Income Fund, Inc.) (collectively, “Sun Life Philippines”).

Atty. Urgello has served as the Deputy Business Unit Compliance Officer of Sun Life Philippines for the last 5 years (16 April 2018 to present).

ANNA KATRINA C. KABIGTING-IBERO

Corporate Secretary (April 2020 to present)

Atty. Anna Katrina C. Kabigting-Ibero is the Corporate Secretary of the eighteen Sun Life Prosperity Funds i.e., Sun Life of Canada Prosperity Balanced Fund, Inc., Sun Life of Canada Prosperity Bond Fund, Inc., Sun Life of Canada Prosperity Philippine Equity Fund, Inc., Sun Life Prosperity Dollar Abundance Fund, Inc., Sun Life Prosperity Dollar Advantage Fund,

Inc., Sun Life Prosperity Dollar Starter Fund, Inc., Sun Life Prosperity Dynamic Fund, Inc., Sun Life Prosperity Philippine Stock Index Fund, Inc., Sun Life Prosperity GS Fund, Inc., Sun Life Prosperity Peso Starter Fund, Inc. (formerly Sun Life Prosperity Money Market Fund, Inc.), Sun Life Prosperity Dollar Wellspring Fund, Inc., Sun Life Prosperity World Voyager Fund, Inc., Sun Life Prosperity World Equity Index Feeder Fund, Inc., Sun Life Prosperity Achiever Fund 2048, Inc., Sun Life Prosperity Achiever Fund 2038, Inc., Sun Life Prosperity Achiever Fund 2028, Inc., (April 2020 to present), Sun Life Prosperity Peso Voyager Feeder Fund, Inc. (January 2022 to present), Sun Life Prosperity World Income Fund, Inc. (August 2022 to present).

Atty. Ibero is also the Corporate Secretary of Sun Life of Canada (Philippines), Inc., Sun Life Asset Management Company, Inc., Sun Life Financial Plans, Inc., Sun Life Financial Philippine Holding Company, Inc., Sun Life Financial – Philippines Foundation, Inc., Grepalife Asset Management Corporation, and the three Grepalife Mutual Funds i.e., Grepalife Balanced Fund Corporation, Grepalife Dollar Bond Fund Corporation and Grepalife Fixed Income Fund Corporation, (April 2020 to present), Sun Life Investment Management and Trust Corporation (September 2020 to present), and Assistant Corporate Secretary of Sun Life Grepa Financial, Inc. (April 2020 to present).

Prior to joining Sun Life in 2014, Atty. Ibero worked as an Associate Lawyer at the David Cui-David Buenaventura and Ang Law Offices (2006 to 2010). She later joined the Bank of the Philippine Islands as Legal and Compliance Officer of the Bank's Asset Management and Trust Group (2010 to 2014).

Atty. Ibero received her Bachelor of Arts Major in Legal Management (2000) and Bachelor of Laws (2005) from the University of Santo Tomas. She was called to the Bar in 2006.

FRANCES IANNA S. CANTO

Assistant Corporate Secretary (September 2020 to present)

Atty. Frances Ianna S. Canto is the Assistant Corporate Secretary of the eighteen Sun Life Prosperity Funds i.e., Sun Life of Canada Prosperity Balanced Fund, Inc., Sun Life of Canada Prosperity Bond Fund, Inc., Sun Life of Canada Prosperity Philippine Equity Fund, Inc., Sun Life Prosperity Dollar Abundance Fund, Inc., Sun Life Prosperity Dollar Advantage Fund, Inc., Sun Life Prosperity Dollar Starter Fund, Inc., Sun Life Prosperity Dynamic Fund, Inc., Sun Life Prosperity Philippine Stock Index Fund, Inc., Sun Life Prosperity GS Fund, Inc., Sun Life Prosperity Peso Starter Fund, Inc. (formerly Sun Life Prosperity Money Market Fund, Inc.), Sun Life Prosperity Dollar Wellspring Fund, Inc., Sun Life Prosperity World Voyager Fund, Inc., Sun Life Prosperity Achiever Fund 2048, Inc., Sun Life Prosperity Achiever Fund 2038, Inc., Sun Life Prosperity Achiever Fund 2028, Inc., Sun Life Prosperity World Equity Index Feeder Fund, Inc., and Sun Life Prosperity Peso Voyager Feeder Fund, Inc. (January 2022 to present), Sun Life Prosperity World Income Fund, Inc. (August 2022 to present). She is also the Assistant Corporate Secretary of Sun Life Asset Management Company, Inc. and Sun Life Investment Management and Trust Corporation (September 2020 – present), and Sun Life of Canada (Philippines), Inc. and Sun Life Financial Philippines Foundation, Inc. (September 2022 to present).

Prior to joining Sun Life in May 2020, Atty. Canto worked as a Legal and Compliance Officer of Manulife Philippines (March 2017), where she also served as Assistant Corporate Secretary and Alternate Data Protection Officer. Before joining Manulife, Atty. Canto briefly worked as a consultant with the Office of the Secretary of the Climate Change Commission and prior to that, as an Associate Lawyer at the Medialdea Ata Bello and Suarez Law Office (2013-2016).

Atty. Canto received her Juris Doctor degree from the Ateneo de Manila University. She was admitted to the Bar in May 2014.

RIA V. MERCADO

Risk Officer (2015-present)

Ms. Ria V. Mercado has been the Head of Risk Management of Sun Life Philippines since 2015. She is also the Risk Officer of the eighteen Sun Life Prosperity Funds i.e., Sun Life of Canada Prosperity Balanced Fund, Inc., Sun Life of Canada Prosperity Bond Fund, Inc., Sun Life of Canada Prosperity Philippine Equity Fund, Inc., Sun Life Prosperity Dollar Abundance Fund, Inc., Sun Life Prosperity Dollar Advantage Fund, Inc., Sun Life Prosperity Dollar Starter Fund, Inc., Sun

Life Prosperity Dynamic Fund, Inc., Sun Life Prosperity Philippine Stock Index Fund, Inc., Sun Life Prosperity GS Fund, Inc., Sun Life Prosperity Money Market Fund, Inc., Sun Life Prosperity Dollar Wellspring Fund, Inc., Sun Life Prosperity World Voyager Fund, Inc., Sun Life Prosperity World Equity Index Feeder Fund, Inc., Sun Life Prosperity Achiever Fund 2028, Inc., Sun Life Prosperity Achiever Fund 2038, Inc., Sun Life Prosperity Achiever Fund 2048, Inc., (2015 to present), Sun Life Prosperity Peso Voyager Feeder Fund, Inc. (January 2022 to present), Sun Life Prosperity World Income Fund, Inc. (August 2022 to present) and the three Grepalife Mutual Funds i.e., Grepalife Balanced Fund Corporation, Grepalife Dollar Bond Fund Corporation and Grepalife Fixed Income Fund Corporation, (July 2019 to present). She is also the Risk Officer of Sun Life Asset Management Company, Inc., Grepalife Asset Management Corporation, Sun Life of Canada (Philippines), Inc., Sun Life Grepa Financial, Inc. (July 2015 to present) and Sun Life Financial – Philippines Foundation, Inc. (December 2019 to present).

Prior to joining Sun Life in 2015, she was with Deutsche Knowledge Services (DKS), where she was Debt and Client Risk & Control Lead. In this capacity, she was responsible for risk and control initiatives and for proactively identifying and mitigating operations risks through quality assurance initiatives. Prior to DKS, she was with Standard Chartered Bank where she rose from Graduate Associate to AVP – Unit Operational Risk Manager.

Ms. Mercado holds a Master in Business Management degree from the Asian Institute of Management. She is a BS Business Administration graduate of the University of the Philippines (Diliman).

1. Independent Directors. Nominees for Independent Directors were nominated by Ms. Valerie N. Pama to the Corporate Governance Committee. The nomination is in accordance with the guidelines and requirements set in the Securities and Exchange Commission (SEC) Memorandum Circular Nos. 24 (s. 2019) and SRC Rule 38. Qualifications of Directors as enumerated in said circulars are strictly followed.

2. Nomination Process. The Corporate Governance Committee composed of Dr. Habito as Chairman and Mr. Sison and Mr. Bate as Members, pre-screens and shortlists all candidates nominated to become a member of the Board of Directors in accordance with the qualifications and disqualifications of the regulations named above and in accordance with the procedure outlined in the Company’s Manual on Corporate Governance (“Manual”).

Except for committee members who are independent directors themselves, none of the members of the Corporate Governance Committee are related to the independent directors. The following Final List of Candidates to the 2023 Board of Directors has been approved:

- 2.1 Mr. Benedicto C. Sison
- 2.2 Ms. Valerie N. Pama
- 2.3 Atty. Aleli Angela G. Quirino
- 2.4 Dr. Cielito F. Habito
- 2.5 Mr. Cesar Luis F. Bate

Unless marked otherwise, proxies received will be voted for the election of each of the nominees stated in the proxy form.

b. Incorporators. The incorporators of the Company are: Rizalina G. Mantaring, Ma. Karenina M. Casas, Valerie N. Pama, Oscar M. Orbos , and Melito S. Salazar, Jr.

c. Significant Employees. The Company has no significant employees.

d. Family Relationships. There are no family relationships up to the fourth civil degree either by consanguinity or affinity among directors, executive officers, or persons nominated by the Company to become its directors or executive officers.

e. Involvement in Certain Legal Proceedings. None of the directors or persons nominated to become directors or executive officers of the Company has been involved during the past five (5) years in any legal proceeding which

is material to an evaluation of their ability or integrity to serve as such, including, bankruptcy petition, conviction by final judgment, being subject to any order, judgment or decree, or violation of a securities or commodities law.

f. **Certain Relationships and Related Transactions.** The Company is not involved in any transaction or series of similar transactions, proposed or otherwise, with or involving any of its subsidiaries in which a director, executive officer, or stockholder owns ten percent (10%) or more of total outstanding shares and members of their immediate family had or is to have a direct or indirect material interest during the last two (2) years.

g. **Parent of the Company.** The Company does not have a parent company.

h. **Disagreement of Directors and Executive Officers.** None of the directors has resigned or declined to stand for re-election to the Board of Directors since the date of the last annual meeting of security holders because of a disagreement with the Company on any matter relating the Company's operations, policies, or practices.

i. **Compliance with Leading Practices on Corporate Governance.** All of the directors and officers of the Company have attended a seminar on corporate governance given by a SEC-accredited provider. They attend a yearly training on Corporate Governance by a reputable provider, including topics global trends and best practices.

The Board reviews and updates its Manual on Corporate Governance at least annually to ensure that it is kept abreast of global leading practices and principles on good corporate governance. On a yearly basis, the Board Directors each accomplishes a Board Effectiveness Questionnaire to evaluate themselves as individual Directors and as a Board, to determine their skills and level of compliance with the Manual, as well as recommend changes to the Manual and Committee charters. This ensures that they remain independent and effective in implementing their respective mandates and discharging their duties and responsibilities. As a result of the recommendations from the Board on how to better improve Corporate Governance, they now hold a confidential meeting to discuss strategy every year.

The Company also has robust and effective risk management policies and procedures in place to identify, mitigate and manage risks arising from the Company's operations. On a yearly basis, the Company's Compliance Officer issues a Certification which confirms that the Company substantially adopted all the provisions in the Manual of Corporate Governance, as prescribed by the SEC. Accounts of deviation, if any, are duly reported by the Compliance Officer, as necessary.

Item 6. Compensation of Directors and Executive Officers

a. **Compensation of Executive Officers.** The executive officers of the Company do not receive any form of compensation from their appointment up to the present.

b. **Compensation of Directors.** The directors do not receive any form of compensation from inception up to the present other than a PHP 20,000.00 per diem for meetings attended. Only the members of the Board who are "external directors", i.e., those who are not officers and/or employees of SLOCPI, receive remuneration for their attendance in regular or special meetings of the Board at the rate of PHP 20,000.00 to each director for every meeting attended. Their contributed efforts to the Fund are on a voluntary basis only. Also, the directors or executive officers of the Fund will not participate in any bonus, profit sharing or other compensation plan, pension or retirement plan, contract or arrangement.

Each external director, as defined above, shall also receive a retainer's fee not to exceed PHP 15,000.00 per quarter. Please note that payment of such retainer's fee shall be shared by the Fund with the other Sun Life Prosperity Funds which the external director also serves, provided that each external director shall receive only a maximum of PHP 15,000.00 per quarter from all the Sun Life Prosperity Funds which he serves as director.

Total per diem received by the Fund's directors for the year 2022 and 2021 is PHP 255,881 and PHP 395,262, respectively.

The Board has four (4) regular quarterly meetings for 2022, including the organizational board meeting after the annual shareholders' meeting. For the four (4) meetings and with three (3) members of the Board who are external directors entitled to receive a per diem, the Fund forecasts a total directors' per diem of PHP 240,000 for the year 2023. The external directors are also forecasted to receive a total of PHP 16,455 retainer's fee for 2023.

c. **Employment Contracts and Termination of Employment and Change-in-Control Arrangements.** Other than that previously stated, there are no other standard or consulting arrangements or any compensatory plan relating to resignation/retirement by which directors and officers are to be compensated.

Item 7. Independent Public Accountants. During the two (2) most recent fiscal years, Navarro Amper and Co./Deloitte Touche Tohmatsu served as the Company's principal accountants and external auditors. The signing partner is Mr. Joeffrey Mark Ferrer, who has served in said capacity since 2020. The same auditors are being recommended for re-election at the scheduled annual shareholders' meeting. Representatives of the said firm are expected to be present at the upcoming annual shareholders' meeting to respond to appropriate questions and to make a statement if they so desire.

In compliance with SRC Rule 68, as amended, the Company intends to change external auditors or audit engagement partners, at least once every five (5) years.

Audit and Audit-Related Fees. For 2022 and 2021, aggregate fees billed for professional services rendered by the external auditor for the audit of the Fund's annual financial statements and services normally provided by external auditors in connection with statutory and regulatory filings amounted to PHP 249,920 and PHP 240,329, respectively, inclusive of VAT and out-of-pocket expenses. There were no other payments made to the auditor for any other service, including assurance, tax and related services.

The Company's Audit and Compliance Committee hears the client service plan and service fee proposal presented by the external auditor and recommends such for the approval of the Board of Directors if found acceptable. Said Committee is composed of the following: Mr. Bate as Chairman and Dr. Habito and Atty. Quirino as Members.

Item 8. Compensation Plans. No action is to be taken with respect to any plan pursuant to which cash or non-cash compensation may be paid or distributed to its directors or employees.

C. ISSUANCE AND EXCHANGE OF SECURITIES

Item 9. Authorization or Issuance of Securities Other than for Exchange. No action is to be taken with respect to the authorization or issuance of any securities otherwise than for exchange for outstanding securities of the Company.

Item 10. Modification or Exchange of Securities. No action is to be taken with respect to the modification of any class of securities of the Company, or the issuance or authorization for issuance of one class of securities of the Company in exchange for outstanding securities of another class.

Item 11. Financial and Other Information. No actions to be taken with respect to Items 9 or 10. Report on Management's Discussion is attached as part of the annexes to SEC Form Definitive 20-IS.

Item 12. Mergers, Consolidations, Acquisitions and Similar Matters. No action is to be taken with respect to any transactions involving the: 1. merger or acquisition of the Company into or with any other person or any other person into or with the Company; 2. acquisition of the Company or any of its security holders of securities of another person; 3. acquisition by the Company of any other going business or of the assets thereof; 4. sale or other transfer of all or any substantial part of the assets of the Company; or 5. liquidation or dissolution of the Company.

Item 13. Acquisition or Disposition of Property. No action is to be taken with respect to the acquisition or disposition of any property.

Item 14. Restatement of Accounts. No action is to be taken with respect to the restatement of any asset, capital or surplus account of the Company.

OTHER MATTERS

Item 15. Action with Respect to Reports. The minutes of the meeting and related records are available for inspection by any shareholder at the office of the Company during business hours. Management recommends a vote FOR the approval of the minutes of the 2022 Stockholders' Meeting held on 13 July 2022. Also submitted for approval is the Annual Report (SEC Form 17A) and the audited Financial Statements for the year ended 31 December 2022.

Item 16. Matters Not Required to be Submitted. No action is to be taken with respect to any matter which is not required to be submitted to a vote of security holders.

Item 17. Amendment of Charter, Bylaws, or Other Documents. Management proposes that stockholders approve the following amendments to the Articles of Incorporation and the By-Laws:

1. Article II, paragraph 6 of the Articles of Incorporation to align with regulations. The proposed amendment is as follows:

"SECONDARY PURPOSES
XXX

6. Subject to the borrowing limitations set forth in the Implementing Rules and Regulations of the Investment Company Act, to borrow or raise money from not more than nineteen lenders, including its stockholders, necessary to meet the financial requirements of the corporation by the issuance of bonds, promissory notes, and other evidences of indebtedness, and to secure the repayment thereof by mortgage, pledge, deed of trust or lien upon the properties of the corporation, or to issue, pursuant to law, shares of the capital stock, debentures, bonds, warrants, notes, or other evidences of indebtedness in payment for the properties acquired by the corporation or for money borrowed in the prosecution of its business."

2. Article II paragraphs 8 (Secondary Purpose) of the Articles of Incorporation to clarify the wording. The proposed amendment is as follows:

"8. To carry on any other lawful ~~activities business~~ whatsoever which may seem to the Corporation capable of being carried on in connection with the foregoing purposes and powers, or calculated directly or indirectly to promote the interest of the corporation or to enhance the value of its properties, and to have, enjoy, and exercise all the rights, powers, and privileges which are now or which may hereafter be conferred upon similar corporations organized under the laws of the Republic of the Philippines."

3. Article I, Section 1 (Annual Meetings) of the By-Laws to change the schedule of holding the Annual Meeting. The proposed amendment is as follows:

"SECTION 1. Annual Meetings. – The annual meeting of the stockholders shall be held at the principal office of the Corporation, or via remote communication, ~~every fourth Wednesday of June~~ second week of July of each year or on such other date as the board of directors may determine, unless such day is a legal holiday, in which case it shall be held on the next business day following."

4. Article I, Section 6 (Voting) of the By-Laws to align the proxy requirement with the Revised Corporation Code. The proposed amendment is as follows:

"SECTION 6. Voting. – At every stockholders' meeting, every stockholder entitled to vote shall be entitled to one vote for each share of stock registered in his name in the books of the Corporation; provided, however, that in the case of the election of directors, every stockholder entitled to vote shall be entitled to cast his vote, at his option, in accordance with the provisions of the law or regulations. Every stockholder entitled to vote may vote personally, by remote communication or *in absentia*, or by proxy. Proxies shall be in writing, signed and filed, by the stockholder and received by the Corporate Secretary within a reasonable time before the schedule meeting. The instrument authorizing a proxy to act shall be exhibited to the secretary of the Corporation, and shall be lodged with the said secretary if so required.

Xxx"

5. Article II, Section 2 (Meetings) of the By-Laws is reworded for clarity. The proposed amendment is as follows:

"SECTION 2. Meetings. – The board shall hold meetings when necessary, upon call of the Chairman of the board or upon request of at least three of its members. Notice of the meeting shall be mailed to each director at his last known address, or delivered to him personally, or left at his office, or transmitted by fax, telephone or electronically at least two (2) days prior the meeting ~~and in the case of members of the board residing abroad, notice of the meeting shall be given by fax or e-mail.~~ The notice shall specify the date, hours, and place of the meeting.

Xxx"

6. Article II, Section 4 (Compensation) of the By-Laws to ensure that director compensation is granted by the stockholders. The proposed amendment is as follows:

"SECTION 4. Compensation. – For each attendance at any meeting of the board, a member of the board is entitled to a fee in such amount ~~as may be determined by the board~~, which shall take the industry practice into consideration. The Director/s shall not participate in the determination of their own per diems or compensation."

7. Article VI, Section 2 on Distribution Contracts to clean up the section. The proposed amendment is as follows:

"SECTION 2. Distribution Contract. – (a) The board of directors may, at any time and from time to time, contract with any or more than one corporation or firm, appointing it or them as the distributor(s) or underwriter(s) for the securities issued by the Corporation in a manner not to contravene the applicable laws and regulations. If deemed beneficial to the Corporation by the board of directors and subject to applicable laws and regulations, such distribution contract and the management contract referred to in Section 1 of this Article VI may be entered into with any one Corporation or firm. Any outsourcing or delegation of the fund distributor duties shall be subject to compliance with the requirements of the Implementing Rules and Regulations (IRR) of the Investment Company Act (ICA), as may be amended from time to time.

(b) Except where allowed by the applicable laws or regulations, the Corporation shall not issue or sell any of the shares of stock of the Corporation, before paying any taxes in connection with such issue or sale, less than the net asset value thereof determined and in effect at the time when the sale or contract of sale is made.

~~No shares of its stock shall be sold by the Corporation during any period when the Philippine Stock Exchange is closed, except to a distributor under a contract or arrangement as aforesaid to cover sales made by the distributor prior to the closing, at the net asset value computed in accordance with the Investment Company Act and its Implementing Rules and Regulations, as may be amended from time to time, other applicable issuances of the Securities and Exchange Commission, and other applicable laws and regulations."~~

Item 18. Other Proposed Action. Aside from the foregoing, there is no other proposed action.

Item 19. Voting Procedures. All elections and all questions, except as otherwise provided by law, shall be decided by the plurality vote of the shareholders present in person or by proxy; provided that a quorum (10% of the voting stock) is present. In case of election of directors, a majority vote (50% of the voting stock + 1) is required.

The right to vote of investors as of the Record Date may be exercised in person, through proxy, or so when so authorized in the By-laws or when approved by the majority of the Board of Directors, through remote communication or in absentia. The Fund will accept proxy votes from its stockholders by emailing SunLifeFunds@sunlife.com until Saturday, 01 July 2023 (at least 10 days prior to the ASHM). The same shall be remotely validated by the Fund before the close of business hours on or before 06 July 2023 (at least 5 days prior to the ASHM). Investors who will decide to attend the ASHM via Zoom may also exercise their right to vote in absentia via the Zoom poll functionality available during the conduct of the ASHM. Client identification may be verified during the pre-registration process.

Thereafter, the Corporate Secretary will proceed to count and tabulate the votes casted via remote communication or in absentia, and those who voted through proxy.

PART II. INFORMATION REQUIRED IN A PROXY FORM

Item 1. Identification. The solicitation of proxies is made for and on behalf of Ms. Pama, President of the Company, and the proxy given will be voted in accordance with the authority contained therein. Atty. Anna Katrina C. Kabigting-Ibero, Corporate Secretary, will cast the votes in case of her absence.

Item 2. Instruction. Proxy forms attached to the notice of the annual shareholders' meeting appoint Ms. Pama, President of the Company, to represent and vote all shares registered in the name of the shareholder. The following need to be indicated by the shareholder on the form: a. Date and place the form was signed; b. Shareholder's complete name; and c. Signature.

Upon receipt of a duly completed proxy form through courier, regular mail, fax, or email (sent using the shareholder's registered email address with the Company), the Company will ensure that the forms are in order and that the above requirements have been complied with. Shareholder names and signatures appearing on the proxy form that are irreconcilable against Company records will be considered void.

Should defects be noted on a duly completed proxy form with regard to items (a) and (b) above, the Company has the option to determine ways and means by which the defect could be corrected, in which case the proxy form would be considered valid. Proxy forms not meeting the above requirements would not be counted.

Item 3. Revocability of Proxy. A shareholder giving a proxy has the power to revoke it at any time prior to its exercise by voting in person at the Annual Meeting, by giving written notice to the Corporate Secretary prior to the Annual Meeting, or by giving another proxy with a later date provided it is received by the office of the Corporate Secretary not later than ten (10) days prior to the Annual Meeting.

Item 4. Persons Making the Solicitation.

a. The proxy solicitation is conducted on behalf of the Company by SLAMCI as part of its management services and is to be made through registered mail and courier service. No director of the Company has informed the Company in writing that he intends to oppose any action intended to be taken.

b. Proxies may also be solicited by SLAMCI employees assigned to Investor Services, without additional compensation, personally or by written communication, telephone or other electronic means. Ms. Marleen Kaye Simbillo has been designated as the contact person for all inquiries related hereto at contact number (632) 8849-

9888 with address at 8th Floor Sun Life Centre, 5th Avenue corner Rizal Drive, Bonifacio Global City, Taguig City 1634 and email address of marleen.kaye.simbillo@sunlife.com.

- c. Likewise, no especially engaged employee or paid solicitors are to be involved in this exercise.
- d. The Company will bear the cost of preparing and mailing this proxy statement and other materials furnished to shareholders in connection with the proxy solicitation. The foregoing is estimated to cost about PHP1,000,000.00 for all the Sun Life Prosperity Funds.

Item 5. Interest of Certain Persons in Matters to be Acted Upon. As of 31 March 2023, records show that SLAMCI owns 12.14% of the Company's outstanding capital stock. Mr. Gerald L. Bautista, President of SLAMCI, has the power to vote of the shares or direct the voting of the shares.

SHAREHOLDERS OF RECORD ENTITLED TO NOTICE OF AND VOTE AT THE MEETING SHALL BE FURNISHED WITHOUT CHARGE, A COPY OF THE COMPANY'S ANNUAL REPORT OR SEC FORM 17-A, UPON WRITTEN REQUEST ADDRESSED TO:

SUN LIFE PROSPERITY PHILIPPINE STOCK INDEX FUND, INC.
OFFICE OF THE CORPORATE SECRETARY
6TH FLOOR SUN LIFE CENTRE, 5TH AVENUE COR RIZAL DRIVE
BONIFACIO GLOBAL CITY, TAGUIG CITY 1634

After reasonable inquiry and to the best of my knowledge and belief, I certify that the information set forth in this report is true, complete and correct.

Sun Life Prosperity Philippine Stock Index Fund, Inc.
Issuer



ATTY. ANNA KATRINA C. KABIGTING-IBERO
Corporate Secretary

Date: 13 June 2023

Annex “A”

ANNEX TO THE AGENDA

Sun Life of Canada Prosperity Bond Fund, Inc.
Sun Life of Canada Prosperity Balanced Fund, Inc.
Sun Life of Canada Prosperity Philippine Equity Fund, Inc.
Sun Life Prosperity Peso Starter Fund, Inc.
Sun Life Prosperity Dollar Advantage Fund, Inc.
Sun Life Prosperity Dollar Abundance Fund, Inc.
Sun Life Prosperity GS Fund, Inc.
Sun Life Prosperity Dynamic Fund, Inc.
Sun Life Prosperity Philippine Stock Index Fund, Inc.
Sun Life Prosperity Dollar Wellspring Fund, Inc.
Sun Life Prosperity World Voyager Fund, Inc.
Sun Life Prosperity Dollar Starter Fund, Inc.

Acts and Proceedings of the Board and Corporate Officers for Confirmation and Ratification of the Stockholders:

1. Election and/or appointment of officers, committee members and representatives to the Philippine Investment Funds Association (PIFA) for 2022 - 2023
2. Confirmation and continuation of the Management Agreement and Distribution Agreement and Transfer Agency Agreement with Sun Life Asset Management Company, Inc. (SLAMCI)
3. Approval of the Revised Money Laundering and Terrorism Financing Prevention Program (MTPP)
4. Approval of the Related Party Transaction Operating Guideline (RPT OG)
5. Approval of the 2022 Audited Financial Statements
6. Approval of Manual on Corporate Governance
7. Approval of Board Level Committee Charters
8. Appointment of Treasurer
9. Appointment of Interim Compliance Officer, Money Laundering Officer, and Data Protection Officer
10. Appointment of Lead Independent Director for 2023
11. Declaration of Stock Dividends¹
12. The joint holding of the Sun Life Prosperity Funds' Annual Stockholders' Meetings on 11 July 2023 through remote communications in accordance with SEC Memorandum No. 6, dated March 12, 2020, using Zoom's Video Conferencing facility. Stockholders of record of the Funds as of 30 April 2023 shall be entitled to notice of and to attend and vote at said meeting.

¹ Sun Life Prosperity Dollar Wellspring Fund

(DRAFT) MINUTES OF THE JOINT ANNUAL STOCKHOLDERS' MEETING

**Sun Life of Canada Prosperity Bond Fund, Inc.
Sun Life of Canada Prosperity Balanced Fund, Inc.
Sun Life of Canada Prosperity Philippine Equity Fund, Inc.
Sun Life Prosperity Dollar Abundance Fund, Inc.
Sun Life Prosperity Dollar Advantage Fund, Inc.
Sun Life Prosperity Peso Starter Fund, Inc.
Sun Life Prosperity GS Fund, Inc.
Sun Life Prosperity Dynamic Fund, Inc.
Sun Life Prosperity Philippine Stock Index Fund, Inc.
Sun Life Prosperity Dollar Wellspring Fund, Inc.
Sun Life Prosperity World Voyager Fund, Inc.
Sun Life Prosperity Dollar Starter Fund, Inc.**

Held on 13 July 2022 from 2:05 p.m. to 3:36 p.m.
via Zoom Webinar

Total number of shares present and represented: Please see Annex "A"

**Members of the Board
of Directors Present:**

BENEDICTO C. SISON
VALERIE N. PAMA
GERALD L. BAUTISTA
CIELITO F. HABITO*
TERESITA J. HERBOSA*
ALELI ANGELA G. QUIRINO*
OSAR S. REYES*
CESAR LUIS F. BATE*

Also Present:

CANDY S. ESTEBAN
ANNA KATRINA C KABIGTING-IBERO
FRANCES IANNA S. CANTO
NAVARRO AMPER & CO./DELOITTE TOUCHE
TOHMATSU

1. CALL TO ORDER

Mr. Benedicto C. Sison, Chairman, called to order the Joint Annual Stockholders' Meeting of the Sun Life of Canada Prosperity Bond Fund, Inc. ("Bond Fund"), Sun Life of Canada Prosperity Balanced Fund, Inc. ("Balanced Fund"), Sun Life of Canada Prosperity Philippine Equity Fund, Inc. ("Philippine Equity Fund"), Sun Life Prosperity Dollar Advantage Fund, Inc. ("Dollar Advantage Fund"), Sun Life Prosperity Dollar Abundance Fund, Inc. ("Dollar Abundance Fund"), Sun Life Prosperity Dynamic Fund, Inc. ("Dynamic Fund"), Sun Life Prosperity GS Fund, Inc. ("GS Fund"), Sun Life Prosperity Peso Starter Fund, Inc. ("Peso Starter Fund"), Sun Life Prosperity Philippine Stock Index Fund, Inc. ("Philippine Stock Index Fund"), Sun Life Prosperity Dollar Wellspring Fund, Inc. ("Dollar Wellspring Fund"), Sun Life Prosperity World Voyager Fund, Inc. ("World Voyager Fund") and Sun Life Prosperity Dollar Starter Fund, Inc. ("Dollar Starter Fund") which are collectively known as the Sun Life Prosperity Funds (the "Funds"). He thereafter presided over the same. Atty. Frances Ianna S. Canto, Assistant Corporate Secretary, recorded the minutes thereof.

2. PROOF OF NOTICE OF MEETING

Atty. Anna Katrina Kabisigting-Ibero, Corporate Secretary, confirmed that the holding of the virtual annual stockholders meeting is in accordance with the requirements set forth by the Securities and Exchange Commission. Likewise, the necessary approvals from the Board of Directors have been obtained and all requirements have been complied with in order to protect the interests of the stockholders.

Thereafter, she certified that the stockholders of record as of 30 April 2022 were duly notified of the meeting. The notices were sent electronically, posted on the Sun Life Asset Management Corporation, Inc. ("SLAMCI") website, and likewise published in newspapers of general circulation

3. CERTIFICATION OF QUORUM

The Corporate Secretary reported the attendance based on the Attendance Sheet as well as the proxies received before the meeting. The attendance is set forth in Annex "A" of the minutes.

4. CHAIRMAN'S ADDRESS

Through a pre-recorded video, Sun Life Prosperity Funds Chairman, Mr. Benedicto C. Sison, welcomed the stockholders to the Sun Life Prosperity Funds' annual meeting.

He reported that for 2021, the Funds had important milestones notwithstanding the challenges during the year. For example, he shared that the World Equity Index Feeder Fund, Peso Starter Fund, and Philippine Equity Fund had impressive returns of 23.78%, 1.44% and 1.78%, respectively. In addition, he reported that WEIFF is expected to hit the Php3billion mark within the first year since its launch. For the Dollar-denominated Funds, Mr. Sison reported that the World Voyager Fund, Dollar Advantage Fund, and Dollar Starter Fund had returns of 10.42%, 6.38%, and 0.68%, respectively. He likewise shared that the Dollar Advantage Fund was recognized by the CFA Society Philippines as the Best Managed Dollar Balanced Fund

Given these achievements, Sun Life Asset Management Company, Inc. (SLAMCI) is eager to come up with more mutual funds for investors and example of which is the Peso Voyager Fund. Mr. Sison also reported that the Funds added BDO Securities and InvestaFinancials as its distributors for the Funds.

In 2021, SLAMCI's Assets Under Management (AUM) reached Php179.5billion, which is a 41% Year-on-Year (YoY) growth. To further strengthen this, it was reported that SLAMCI continues to hold events such as Bright Talks and Market Outlook webinars for investors, and Kapihan sessions for the advisors. SLAMCI also continuously improves its transaction processes such as the Digitally-Enabled Selling forms, Online Payment page, and the mobile application.

Finally, Mr. Sison mentioned that amid the many developments locally and globally, Sun Life remains steadfast as the partner to prosperity to the 189,000 investors of the Funds.

5. REVIEW OF 2021 OPERATIONS

Ms. Candy S. Esteban, (Officer-In-Charge) Treasurer of the Funds, presented a review of the Funds' operations and financial performance in 2021.

6. 2021 FUND PERFORMANCE

The Fund Managers presented a video on the 2021 Fund Performance. After the video presentation, the stockholders were invited to join the Market Outlook Forum which will be held right after the Stockholders' Meeting.

7. ELECTION OF DIRECTORS FOR THE TERM 2022 to 2023

The Corporate Secretary informed the Chairman that the voting procedure and resumes of the nominees for directors have been stated in the SEC Form 20-IS and circulated to the stockholders prior to the annual meeting. The Assistant Corporate Secretary explained that eligible stockholders may cast their votes through the poll function of Zoom. She added that the preliminary results of votes on proxies submitted and validated as of 08 July 2022 shall be provided during the meeting, with the final results being reflected in the minutes of the meeting.

With the affirmative vote of 50% + 1 of the outstanding capital stock, the following were elected as members of the Boards of Directors:

a. *SUN LIFE OF CANADA PROSPERITY BOND FUND, INC.*

- Benedicto C. Sison
- Valerie N. Pama
- Cesar Luis F. Bate (Independent)
- Cielito F. Habito (Independent)
- Teresita J. Herbosa (Independent)

b. *SUN LIFE PROSPERITY PESO STARTER FUND, INC.*

- Benedicto C. Sison
- Valerie N. Pama
- Gerald L. Bautista
- Cesar Luis F. Bate (Independent)
- Cielito F. Habito (Independent)
- Teresita J. Herbosa (Independent)

c. *SUN LIFE PROSPERITY DOLLAR STARTER FUND, INC.*

- Benedicto C. Sison
- Valerie N. Pama
- Teresita J. Herbosa (Independent)
- Aleli Angela G. Quirino (Independent)
- Oscar S. Reyes (Independent)

d. *SUN LIFE PROSPERITY STOCK INDEX FUND, INC.*

- Benedicto C. Sison
- Valerie N. Pama
- Cesar Luis F. Bate (Independent)
- Aleli Angela G. Quirino (Independent)
- Cielito F. Habito (Independent)

The following Funds failed to secure the required number of votes to elect its Boards of Directors for the term 2022-2023:

- a. Sun Life of Canada Prosperity Balanced Fund, Inc.
- b. Sun Life of Canada Prosperity Philippine Equity Fund, Inc.
- c. Sun Life Prosperity Dollar Advantage Fund, Inc.
- d. Sun Life Prosperity Dollar Abundance Fund, Inc.
- e. Sun Life Prosperity Dynamic Fund, Inc.
- f. Sun Life Prosperity GS Fund, Inc.
- g. Sun Life Prosperity Dollar Wellspring Fund, Inc.
- h. Sun Life Prosperity World Voyager Fund, Inc.

The respective resolutions were passed by the Stockholders, as documented through Sun Life Prosperity Funds ASHM Resolution No. 1-2022.

A continuation of the Annual Stockholders' Meeting will be held on 09 September 2022 at 9:00 a.m. via Zoom Conference. In the meantime, the present Board of Directors for the above Funds will continue to serve as such until their successors are elected and duly qualified.

8. APPROVAL OF THE MINUTES OF THE PREVIOUS MEETING

With a majority vote of the stockholders present or represented during the online meeting, the minutes of the meetings held in July 14 and September 10, 2021 were approved, and the same was documented through the issuance of Sun Life Prosperity Funds ASHM Resolution No. 2-2022.

9. CONFIRMATION AND RATIFICATION OF ALL ACTS AND PROCEEDINGS OF THE BOARD AND CORPORATE OFFICERS

With a majority vote of the stockholders present or represented during the online meeting, the resolution to approve the confirmation and ratification of all acts and proceedings of the Board of Directors and Officers of the previous year was approved. The same was documented through the issuance of Sun Life Prosperity Funds ASHM Resolution No. 3-2022.

10. APPOINTMENT OF EXTERNAL AUDITOR

With a majority vote of the stockholders present or represented during the online meeting, the stockholders appointed Navarro Amper and Co./Deloitte Touche Tohmatsu as the Funds' External Auditor for 2022. The same was documented through the issuance of Sun Life Prosperity Funds ASHM Resolution No. 4-2022.

11. OTHER MATTERS

Amendments of the Articles of Incorporation

With the affirmative vote of at least 2/3 of the outstanding capital stock, the following amendments to the Articles of Incorporation of the Peso Starter Fund, Dollar Starter Fund, and Index Funds were **approved**:

- a. Article (Primary Purpose) and Article 2, paragraph 1 (ii), and paragraph 6 (Secondary Purpose) to align with the Investment Company Act and its Implementing Rules and Regulations;
- b. Article 2, paragraph 9 (Secondary Purpose) to change the use of "Corporation Law" to "Revised Corporation Code";
- c. Article 7 in relation to the conditions for the redemption of shares by a shareholder, to align with the Investment Company Act, its Implementing Rules and Regulations, and other applicable issuances of the Securities and Exchange Commission; and
- d. Article 8 in relation to adding a description of the features of the Company's shares.

For the Index Fund, an additional amendment on Article 6 of the Articles of Incorporation to increase the number of directors to six (6) was likewise **approved** by at least 2/3 of its Outstanding Capital Stock.

The same items (a) to (d) above were also submitted to the stockholders of the World Voyager Fund for approval. However, due to the failure to obtain the required affirmative vote of at least 2/3 of the Outstanding Capital Stock, the same were **not approved** for the World Voyager Fund.

In addition, due to the failure to meet the requirement of an affirmative vote of 2/3 of the outstanding capital stock, the agenda to amend Article VI of the Balanced Fund, Dollar Abundance Fund, Dollar Advantage Fund, Philippine Equity Fund, GS Fund, Dynamic Fund, and World Voyager Fund's respective Articles of Incorporation to increase the number of directors to six (6), remain **unapproved**.

Finally, due to the failure to meet the requirement that 2/3 of the outstanding capital stock should be present in person or by proxy, the agenda to amend Article III of the Balanced Fund, Dollar Abundance Fund, and Philippine Equity Fund's respective Articles of Incorporation to amend the date and time of the annual stockholders meeting, remain **unapproved**.

Amendments of the By-Laws

Due to the failure to meet the requirement that majority of the outstanding capital stock should be present in person or by proxy, the agenda to amend Section 1, Article 1 of the By-Laws on the date and time of Annual Stockholders Meeting, and the delegation of power to amend Articles 1, 2, 3, 4 and 6 of the By-Laws of Sun Life of Canada Prosperity Balanced Fund, Inc.'s, remain **unapproved**.

For the Peso Starter Fund, Dollar Starter Fund, and Index Funds, the following amendments to their respective By-Laws were **approved** after obtaining the affirmative vote of a majority of their outstanding capital stock:

- a. of Article I, Sections 1 (Annual Meetings) and 2 (Special Meetings) in relation to allowing the holding of the stockholders' meeting via remote communication; and Section 2 (Special Meetings) to align with the Revised Corporation Code;
- b. Article I, Section 6 (Voting) in relation to the use of remote communication or in absentia in the conduct of regular and special stockholders' meetings and on the manner of voting, in accordance with the Revised Corporation Code;
- c. Article 2, Section 1 (Board of Directors) in relation to the inclusion of the requirement that at least twenty percent (20%) of the Board of Directors must be composed of independent directors;

- d. Article 4, Section 1 (Committees) in relation to complying with applicable rules on the composition of committees, changing or discharging of its members, and filling in vacancies;
- e. Article 4, Section 2 (Advisory Board) in relation to the deletion of the Advisory Board;
- f. Article 6, Section 1 (b) (Management Contracts) to align with the Investment Company Act and its Implementing Rules and Regulations;
- g. Article 6, Section 2 (Distribution Contracts) to align with the Investment Company Act and its Implementing Rules and Regulations;
- h. Article 7, Section 3 (Lost or Destroyed Certificates) in order to refer the applicable section of the Revised Corporation Code;
- i. Article 7, Section 6 (Closing of the Stock and Transfer Book) to align with the period specified in the Revised Corporation Code;
- j. Article 8, Section 1 (Investment Policy) to clarify that the Prospectus is as filed with and approved by the Securities and Exchange Commission;
- k. Article 8, Sections 2 (a) (b) and (c) (Restrictions) to align with the Investment Company Act and its Implementing Rules and Regulations;
- l. Article 9, Section 1 (Net Asset Value) to clarify that the Prospectus is as filed with and approved by the Securities and Exchange Commission;
- m. Article 10, Section 1 (Procedure for Redemption) to align with the grounds for suspension under the Investment Company Act and its Implementing Rules and Regulations;
- n. Article 10, Section 2 (Payment on Redemption) to align with the Investment Company Act and its Implementing Rules and Regulations;
- o. Article 11, Section 1 (Custodian) to align the definition of a Custodian with the definition and qualifications provided by the Investment Company Act and other applicable issuance of the Securities and Exchange Commission;
- p. Article 11, Section 2 (Auxiliary Custodian) to align it with the Investment Company Act and its Implementing Rules and Regulations on outsourcing or delegation of functions of the Custodian;
- q. Article 11, Section 3 (Auditors) to align it with the Investment Company Act and its Implementing Rules and Regulations and the Securities Regulation Code on the qualifications and appointment of an auditor; and
- r. Article 14, Section 1 (Amendments) to align with the applicable provision of the Revised Corporation Code.

However, the above items were **not approved** for the World Voyager Fund.

For the Dollar Starter Fund and Index Fund, the following amendments to their respective By-Laws were **approved** after obtaining the affirmative vote of a majority of their outstanding capital stock.

- a. Article 2, Section 2 (Meetings) to align the period for the notice of meeting of the directors with the Revised Corporation Code;
- b. Article 2, Section 4 (Compensation) to expressly state that directors are prohibited from participating in the determination of their own per diems or compensation; and
- c. Article 2, Section 5 (Vacancy) to align with the Revised Corporation Code on the vacancies in the Board of Directors.

However, the above items were **not approved** for the World Voyager Fund.

The amendments of Article 3 (Sections 1 and 6), in relation to the election of a Compliance Officer as one of the corporate officers, and Article 1 (Section 3), in relation to the sending of notices electronically, of the By-Laws of the Index Fund were likewise **approved** by at least a majority of the Fund's authorized capital stock. However, due to the failure to obtain the required

number of votes, the amendment of Article 3 (Sections 1 and 6) of the By-Laws of the World Voyager Fund was **not approved**.

Finally, the following amendments to By-Laws of the Peso Starter Fund were **approved** after obtaining the affirmative vote of a majority of its outstanding capital stock:

- a. Article 2, Section 2 (Nomination and Review Committee) to include the requirement that the Committee must have at least one (1) member who is an independent director in compliance with the Securities Regulation Code and its Implementing Rules and Regulation;
- b. Article 2, Section 6 (Compensation) to expressly state that directors are prohibited from participating in the determination of their per diems or compensation;
- c. Article 1, Section 3 (Notices) to align the notice period for stockholders' meetings with the issuances of the Securities and Exchange Commission and to allow for the sending of the notices electronically; and
- d. Article 2, Section 7 (Vacancy) to align with the Revised Corporation Code on the vacancies in the Board of Director.

The respective resolutions were passed by the Stockholders, as documented through Sun Life Prosperity Funds ASHM Resolution Nos. 5 to 36-2022.

A continuation of the Annual Stockholders' Meeting will be held on 09 September 2022 at 9:00 a.m. via Zoom Conference to re-submit these matters for the approval of the Stockholders.

12. QUESTIONS FROM THE STOCKHOLDERS

The meeting host chose the four most-asked questions from the stockholders and started with a question on the developments that SLAMCI implemented since the last stockholders' meeting held in 2021. Mr. Sison took the question and replied that at the start of 2021, SLAMCI endeavored to provide the investors with a more pleasant investing journey and launched the Digitally-Enabled Selling Forms and Process. He explained that these forms are fillable/interactive versions of SLAMCI's client forms, which can be digitally accomplished and submitted. With these forms, there is no need for hard copy submissions allowing those based in areas far from Sun Life's major service centers nationwide to invest. Mr. Sison added that SLAMCI launched the Online Payment Page where existing clients can add to their funds through the website. This payment page was further improved with the partnership of SLAMCI with Paynamics. Mr. Sison also mentioned the availability of the US Dollar Funds in SLAMCI's application platform, the partnership with InvestaFinancial and BDO Securities, and the reduction in the required amounts to invest using US Dollars in the Funds.

The second question is how the various local and global events, such as the Russia-Ukraine conflict and inflation, have impacted the Funds' sales. Ms. Candy S. Esteban, OIC Treasurer, answered the questions and shared that the year has indeed been challenging. Despite this however, Ms. Esteban stated that inflows are still being observed in the Peso and Dollar Starter Funds as they provide decent returns comparable or even higher than regular bank deposit products. There was also increased sales for the Equity and Index Funds as long-term investors take advantage of the low PSEi levels to capitalize on the reopening and growth of the local market. She also commented that for long-term investors, now might be a good time to take advantage of the lower prices of equities.

As to the third question on what investors can look forward to from SLAMCI in the coming months/years, Mr. Gerald L. Bautista, SLAMCI President, responded and shared that SLAMCI is

exploring more strategic partnerships with several financial institutions and payment partners to make investing with Sun Life more accessible and convenient. Mr. Bautista also acknowledged that there are pain points in the investing experiencing with SLAMCI and that they are continuously improving its services to elevator the client experience. In terms of products, Mr. Bautista shared that there are several new offerings in the pipeline which includes the Sun Life Prosperity Peso Voyager Feeder Fund using Philippine Pesos, and other income-paying/dividing-paying funds.

Finally, Ms. Valerie N. Pama, the Funds' President, took the question on what investment advice can Sun Life give to its investors given the market conditions. Ms. Pama first asked the investors not to succumb to the initial reaction of panicking and selling one's portfolio. She suggested that instead, investors should remain calm and consult their Sun Life Mutual Fund Advisor for the latter's guidance on the next steps. Reassessing one's risk tolerance before any additional investment or redemption is made is also recommended. For example, if the investor's need has become more immediate and he/she being defensive at this time is best, a shift to the Starter Funds would be good. However, if the investor still requires higher returns and he/she is able to absorb the market volatility, then adding to the equity-laced funds may be based. Ms. Pama also encouraged investors to consider doing asset allocation which is investing in both equity and fixed income funds (both locally and globally) to diversify one's portfolio and minimize volatility. She then invited the stockholders' to attend the Market Outlook Forum with the Fund Managers to discuss in more detail investment advice during this time.

13. ADJOURNMENT

There being no other matter for discussion, upon motion duly made and seconded, the Joint Annual Stockholders' Meeting of the Sun Life Prosperity Funds was adjourned at 3:36 pm.

FRANCES IANNA S. CANTO
Assistant Corporate Secretary

ATTESTED TO BY:

BENEDICTO C. SISON
Chairman
Sun Life Prosperity Funds*

VALERIE N. PAMA
President
Sun Life Prosperity Funds*

GERALD L. BAUTISTA
Director
Peso Starter Fund

ALELI ANGELA G. QUIRINO
Independent Director
Dynamic, GS, Stock Index, Wellspring, World
Voyager, Dollar Starter, and Balanced Funds

CESAR LUIS F. BATE

Independent Director

Bond, Peso Starter, Dynamic, Philippine Equity, Dollar Advantage, Dollar Abundance, Stock Index, Wellspring, Dollar Starter, and World Voyager Funds

CIELITO F. HABITO

Independent Director

Bond, Peso Starter, Dollar Advantage, Dollar Abundance, Philippine Equity, GS, Balanced, Stock Index, Wellspring, and World Voyager Funds

OSCAR S. REYES

Independent Director

Balanced, Philippine Equity, Dollar Advantage, Dollar Abundance, GS, Dynamic, and Dollar Starter Funds

TERESITA J. HERBOSA

Independent Director

Bond and Peso Starter Funds

Annex "A"**2022 Joint Annual Stockholders' Meetings
Stockholders Present and Represented, Per Fund**

Sun Life Prosperity Fund	Total Shares Subscribed (Outstanding Capital Stock as of 30 April 2022)	Stockholder Attendance (in shares)	Attendance (in percentage) for Quorum Requirement
Bond Fund	1,435,365,466	816,195,774	56.86%
Balanced Fund	2,235,774,928	637,820,298	28.53%
Equity Fund	2,105,109,135	386,854,805	18.38%
Dollar Advantage Fund	7,491,974	1,906,020	25.44%
Peso Starter Fund	19,993,105,145	18,301,270,590	91.54%
Dollar Abundance Fund	3,182,418	595,563	18.71%
GS Fund	90,094,030	13,765,204	15.28%
Dynamic Fund	1,356,571,830	501,389,682	36.96%
Index Fund	3,993,552,480	2,694,515,546	67.47%
Dollar Wellspring Fund	5,834,494	2,845,458	48.77%
World Voyager Fund	5,990,453	2,675,121	44.66%
Dollar Starter Fund	5,936,358	4,026,373	67.83%

PROXY FORM

I/we, _____ hereby nominate, constitute and appoint **Ms. VALERIE N. PAMA**, President, with right of substitution and revocation, to represent and vote all shares registered in my/our name or owned by me/us and/or such shares as I am/we are authorized to represent and vote in my/our capacity as administrator, executor or attorney-in-fact for any and all matters presented during the Annual Stockholders' Meeting on 11 July 2023, and all adjournments and postponements thereof, in the following funds (please tick all applicable):

- | | |
|---|--|
| <input type="checkbox"/> Sun Life of Canada Prosperity Balanced Fund, Inc. | <input type="checkbox"/> Sun Life Prosperity Dynamic Fund, Inc. |
| <input type="checkbox"/> Sun Life of Canada Prosperity Bond Fund, Inc. | <input type="checkbox"/> Sun Life Prosperity Philippine Stock Index Fund, Inc. |
| <input type="checkbox"/> Sun Life of Canada Prosperity Philippine Equity Fund, Inc. | <input type="checkbox"/> Sun Life Prosperity World Voyager Fund, Inc. |
| <input type="checkbox"/> Sun Life Prosperity Peso Starter Fund, Inc. | <input type="checkbox"/> Sun Life Prosperity Dollar Wellspring Fund, Inc. |
| <input type="checkbox"/> Sun Life Prosperity Dollar Advantage Fund, Inc. | <input type="checkbox"/> Sun Life Prosperity Dollar Abundance Fund, Inc. |
| <input type="checkbox"/> Sun Life Prosperity Dollar Starter Fund, Inc. | <input type="checkbox"/> Sun Life Prosperity GS Fund, Inc. |

This Proxy revokes all proxies which I/we may have previously executed concerning the above matters. This proxy shall be effective until withdrawn by me/us through notice in writing, or superseded by subsequent proxy, delivered to the Corporate Secretary at least ten (10) days before the Annual Stockholders' Meeting or any adjournments and postponements thereof, but shall cease to apply in instances where I/we personally attend the meeting.

EXECUTED ON _____ AT _____.

Printed Name and Signature

BALLOT

(VOTING IN ABSENTIA FORM)

I/we, _____ hereby vote all shares registered in my/our name or owned by me/us and/or such shares on all matters presented during the Annual Stockholders' Meeting on 11 July 2023, and all adjournments and postponements thereof, in the following funds (please tick all applicable):

- | | |
|---|--|
| <input type="checkbox"/> Sun Life of Canada Prosperity Balanced Fund, Inc. | <input type="checkbox"/> Sun Life Prosperity Dynamic Fund, Inc. |
| <input type="checkbox"/> Sun Life of Canada Prosperity Bond Fund, Inc. | <input type="checkbox"/> Sun Life Prosperity Philippine Stock Index Fund, Inc. |
| <input type="checkbox"/> Sun Life of Canada Prosperity Philippine Equity Fund, Inc. | <input type="checkbox"/> Sun Life Prosperity World Voyager Fund, Inc. |
| <input type="checkbox"/> Sun Life Prosperity Peso Starter Fund, Inc. | <input type="checkbox"/> Sun Life Prosperity Dollar Wellspring Fund, Inc. |
| <input type="checkbox"/> Sun Life Prosperity Dollar Advantage Fund, Inc. | <input type="checkbox"/> Sun Life Prosperity Dollar Abundance Fund, Inc. |
| <input type="checkbox"/> Sun Life Prosperity Dollar Starter Fund, Inc. | <input type="checkbox"/> Sun Life Prosperity GS Fund, Inc. |

1. VOTE FOR NOMINEES (A vote "FOR" the election of the nominees is recommended.)

For Against

- | | | |
|--------------------------|--------------------------|--|
| <input type="checkbox"/> | <input type="checkbox"/> | Authority to vote for all nominees (Please refer to Annex "A") |
|--------------------------|--------------------------|--|

2. OTHERS (A vote "FOR" the following items is recommended.)

For Against

- | | | |
|--------------------------|--------------------------|---|
| <input type="checkbox"/> | <input type="checkbox"/> | Approval of the Minutes of 2022 Joint Annual Stockholders' Meetings (held on 13 July and 09 September 2022) |
| <input type="checkbox"/> | <input type="checkbox"/> | For Dollar Wellspring Fund only: Approval of the Minutes of the Special Stockholders' Meetings (held on 09 November 2022) |
| <input type="checkbox"/> | <input type="checkbox"/> | Confirmation and Ratification of All Acts and Proceedings of the Board and Corporate Officers |
| <input type="checkbox"/> | <input type="checkbox"/> | Re-appointment of Navarro Amper & Co./Deloitte Touche Tohmatsu as External Auditor for 2023 |

Additional Items (for Balanced Fund, Dollar Abundance Fund, Dollar Advantage Fund, Philippine Equity Fund, GS Fund, Dynamic Fund, Stock Index Fund, World Voyager Fund only)

For Against

- | | | |
|--------------------------|--------------------------|---|
| <input type="checkbox"/> | <input type="checkbox"/> | Amendment of Article VI of the Articles of Incorporation to increase the number of directors to six (6) |
|--------------------------|--------------------------|---|

Additional Items (For Balanced Fund, Dollar Abundance Fund, and Philippine Equity Fund only)

For Against

- | | | |
|--------------------------|--------------------------|---|
| <input type="checkbox"/> | <input type="checkbox"/> | Amendment of Article III of the Articles of Incorporation to indicate principal office address as Sun Life Centre, Bonifacio Global City, Taguig City |
|--------------------------|--------------------------|---|

Additional Items (For Balanced Fund only)

For Against

- | | | |
|--------------------------|--------------------------|--|
| <input type="checkbox"/> | <input type="checkbox"/> | Delegation of the Power to amend Articles I, II, III, IV and VI of the By-Laws to the Board of Directors |
|--------------------------|--------------------------|--|

Additional Items (For Balanced Fund, Bond Fund, Philippine Equity Fund, Dollar Abundance Fund, Dollar Advantage Fund, GS Fund, Dynamic Fund, and Dollar Wellspring Fund only)

For Against

- | | | |
|--------------------------|--------------------------|--|
| <input type="checkbox"/> | <input type="checkbox"/> | Article I, Sections 1 (Annual Meetings) and 2 (Special Meetings) of the By-Laws to allow for the holding of the stockholders meeting via remote communication; Section 2 (Special Meetings) to align with the Section 49 of the Revised Corporation Code |
| <input type="checkbox"/> | <input type="checkbox"/> | Amendment of Article I, Section 3 (Notices) of the By-Laws to align the notice period for stockholders' meetings with the issuances of the Securities and Exchange Commission and to allow for the sending of the notices electronically |
| <input type="checkbox"/> | <input type="checkbox"/> | Amendment of Article I, Section 6 (Voting) of the By-Laws to provide for the use of remote communication or in absentia in the conduct of regular and special stockholders' meetings and on the manner of voting in accordance with the Revised Corporation Code |
| <input type="checkbox"/> | <input type="checkbox"/> | Amendment of Article II, Section 1 (Board of Directors) of the By-Laws to include the requirement that at least twenty percent (20%) of the Board of Directors must be composed of independent directors |
| <input type="checkbox"/> | <input type="checkbox"/> | Amendment of Article IV, Section 1 (Committees) of the By-Laws to ensure compliance with applicable rules on the composition of committees, changing or discharging of its members, and filling in vacancies |
| <input type="checkbox"/> | <input type="checkbox"/> | Amendment of Article IV, Section 2 (Advisory Board) of the By-Laws on the deletion of the Advisory Board |
| <input type="checkbox"/> | <input type="checkbox"/> | Amendment of Article VI, Section 1 (b) (Management Contracts) of the By-Laws to align with the Investment Company Act and its Implementing Rules and Regulations |
| <input type="checkbox"/> | <input type="checkbox"/> | Amendment of Article VI, Section 2 (Distribution Contracts) of the By-Laws to align with the Investment Company Act and its Implementing Rules and Regulations, and to clean up the provisions |
| <input type="checkbox"/> | <input type="checkbox"/> | Amendment of Article VII, Section 3 (Lost or Destroyed Certificates) of the By-Laws to refer to the applicable section of the Revised Corporation Code |
| <input type="checkbox"/> | <input type="checkbox"/> | Amendment of Article VII, Section 6 (Closing of Transfer Books) of the By-Laws to align with the period specified in the Revised Corporation Code |
| <input type="checkbox"/> | <input type="checkbox"/> | Amendment of Article VIII, Section 1 (Investment Policy) of the By-Laws to clarify that the Prospectus is as filed with and approved by the Securities and Exchange Commission |
| <input type="checkbox"/> | <input type="checkbox"/> | Amendment of Article VIII, Sections 2 (a) (b) and (c) (Restrictions) of the By-Laws to align with the Investment Company Act and its Implement Rules and Regulations |
| <input type="checkbox"/> | <input type="checkbox"/> | Amendment of Article IX, Section 1 (Net Asset Value) of the By-Laws to clarify that the Prospectus is as filed with and approved by the Securities and Exchange Commission |
| <input type="checkbox"/> | <input type="checkbox"/> | Article X, Section 1 (Procedure for Redemption) of the By-Laws to align with the grounds for suspension under the Investment Company Act and its Implementing Rules and Regulations |
| <input type="checkbox"/> | <input type="checkbox"/> | Amendment of Article X, Section 2 (Payment on Redemption) of the By-Laws to align with the Investment Company Act and its Implementing Rules and Regulations |
| <input type="checkbox"/> | <input type="checkbox"/> | Amendment of Article XI, Section 1 (Custodian) of the By-Laws to align the definition of a Custodian with the definition and qualifications provided by the Investment Company Act and other applicable issuance of the Securities and Exchange Commission |
| <input type="checkbox"/> | <input type="checkbox"/> | Amendment of Article XI, Section 2 (Auxiliary Custodian) of the By-Laws to align it with the Investment Company Act and its Implementing Rules and Regulations on outsourcing or delegation of functions of the Custodian |
| <input type="checkbox"/> | <input type="checkbox"/> | Amendment of Article XI, Section 3 (Auditors) to align it with the Investment Company Act and its Implementing Rules and Regulations and the Securities Regulation Code on the qualifications and appointment of an auditor |
| <input type="checkbox"/> | <input type="checkbox"/> | Amendment of Article XIV, Section 1 (Amendments) of the By-Laws to align with the applicable provision of the Revised Corporation Code |

Additional Items (For Balanced Fund, Bond Fund, Philippine Equity Fund, World Voyager Fund, Dollar Abundance Fund, Dollar Advantage Fund, GS Fund, Dynamic Fund, and Dollar Wellspring Fund only)

For Against

- | | | |
|--------------------------|--------------------------|---|
| <input type="checkbox"/> | <input type="checkbox"/> | Amendment of Article II (Primary Purpose) and Article II, paragraph 1 (ii), and paragraph 6 (Secondary Purpose) of the Articles of Incorporation to align with the Investment Company Act and its Implementing Rules and Regulations |
| <input type="checkbox"/> | <input type="checkbox"/> | Amendment of Article II, paragraph 9 (Secondary Purpose) of the Articles of Incorporation to revise "Corporation Law" to "Revised Corporation Code" |
| <input type="checkbox"/> | <input type="checkbox"/> | Amendment of Article VII of the Articles of Incorporation to align the conditions for the redemption of shares by a shareholder with the Investment Company Act, its Implementing Rules and Regulations, and other applicable issuances of the Securities and Exchange Commission |
| <input type="checkbox"/> | <input type="checkbox"/> | Amendment of Article VIII of the Articles of Incorporation to add a description of the features of the Company's shares |

Additional Items (For Balanced Fund, Bond Fund, Philippine Equity Fund, Dollar Abundance Fund, Dollar Advantage Fund, GS Fund only)

For Against

- | | | |
|--------------------------|--------------------------|---|
| <input type="checkbox"/> | <input type="checkbox"/> | Amendment of Article II, Section 3 (Meetings) and 4 (Quorum) of the By-Laws to align the period for the notice of meeting of the directors with the Revised Corporation Code; the section is also renumbered |
| <input type="checkbox"/> | <input type="checkbox"/> | Amendment of Article II, Section 5 (Compensation) of the By-Laws to expressly state that directors and prohibited from participating in the determination of their own per diems or compensation; and to ensure that director compensation is granted by stockholders. (Note: This section is also for renumbering) |
| <input type="checkbox"/> | <input type="checkbox"/> | Amendment of Article II, Section 6 (Vacancy) of the By-Laws to align with the Revised Corporation Code on the vacancies in the Board of Directors. (Note: This section is also renumbering.) |
| <input type="checkbox"/> | <input type="checkbox"/> | Amendment of Article III, Sections 1 and 7 of the By-Laws in relation to the election of a Compliance Officer as one of the corporate officers |

Additional Item (For Dynamic Fund and Dollar Wellspring only)

For Against

- | | | |
|--------------------------|--------------------------|--|
| <input type="checkbox"/> | <input type="checkbox"/> | Amendment of Article II, Section 4 (Compensation) of the By-Laws to expressly state that directors and prohibited from participating in the determination of their own per diems or compensation |
| <input type="checkbox"/> | <input type="checkbox"/> | Amendment of Article II, Section 5 (Vacancy) of the By-Laws to align with the Revised Corporation Code on the vacancies in the Board of Directors |
| <input type="checkbox"/> | <input type="checkbox"/> | Amendment of Article III, Sections 1 and 6 of the By-Laws in relation to the election of a Compliance Officer as one of the corporate officers |

Additional Item (For Peso Starter Fund only)

For Against

- | | | |
|--------------------------|--------------------------|---|
| <input type="checkbox"/> | <input type="checkbox"/> | Amendment/renumbering/rewording of Article II, Section 3 (Meetings) of the By-Laws for clarity |
| <input type="checkbox"/> | <input type="checkbox"/> | Amendment of Section 6 (Compensation) of the By-Laws to ensure that director compensation is granted by stockholders; and renumbering of Article II, Sections 4, 5, 6, and 7. |

Additional Item (For Dollar Starter Fund, Peso Starter Fund, World Voyager Fund, and Stock Index Fund only)

For **Against**

- | | | |
|--------------------------|--------------------------|---|
| <input type="checkbox"/> | <input type="checkbox"/> | Amendment of Article I, Section 1 (Annual Meetings) to change the schedule of holding the Annual Meeting |
| <input type="checkbox"/> | <input type="checkbox"/> | Amendment of Article I, Section 6 (Voting) of the By-Laws to align the proxy requirement with the Revised Corporation Code. |
| <input type="checkbox"/> | <input type="checkbox"/> | Amendment of Article VI, Section 2 (Distribution Contracts) of the By-Laws to clean up the section |

Additional Items (For Balanced Fund, Bond Fund, Philippine Equity Fund, Dollar Abundance Fund, Dollar Advantage Fund, GS Fund, Dynamic Fund, Peso Starter Fund, and Dollar Wellspring Fund only)

For **Against**

- | | | |
|--------------------------|--------------------------|---|
| <input type="checkbox"/> | <input type="checkbox"/> | Amendment of Article II, Section 2 (Nomination Committee) of the By-Laws is deleted to align with required Board-level committees per recent rules and regulations. A separate section in the By-Laws also provides the Board with the power to designate committees. |
|--------------------------|--------------------------|---|

Additional Items (For Balanced Fund, Bond Fund, Philippine Equity Fund, Dollar Starter Fund, Peso Starter Fund, Stock Index Fund, World Voyager Fund, Dollar Abundance Fund, Dollar Advantage Fund, and GS Fund only)

For **Against**

- | | | |
|--------------------------|--------------------------|--|
| <input type="checkbox"/> | <input type="checkbox"/> | Amendment of Article II paragraph 8 (Secondary Purpose) of the Articles of Incorporation to clarify the wording (i.e., replace "business with "activities"). |
|--------------------------|--------------------------|--|

Additional Item (For Dollar Starter Fund, World Voyager Fund, and Stock Index Fund only)

For **Against**

- | | | |
|--------------------------|--------------------------|--|
| <input type="checkbox"/> | <input type="checkbox"/> | Amendment /rewording of Article II, Section 2 (Meetings) for clarity |
| <input type="checkbox"/> | <input type="checkbox"/> | Amendment of Article II, Section 4 (Compensation) of the By-Laws to ensure that director compensation is granted by the stockholders |

Additional Item (For Dollar Starter Fund, Peso Starter Fund and Stock Index Fund only)

For **Against**

- | | | |
|--------------------------|--------------------------|---|
| <input type="checkbox"/> | <input type="checkbox"/> | Amendment of Article II, paragraph 6 of the Articles of Incorporation to align with regulations |
|--------------------------|--------------------------|---|

This Form revokes all documents which I/we may have previously executed concerning the above matters. This Form shall be effective until withdrawn by me/us through notice in writing, or superseded by the execution of a subsequent Form, delivered to the Corporate Secretary at least ten (10) days before the Annual Stockholders' Meeting or any adjournments and postponements thereof, but shall cease to apply in instances where I/we personally attend the meeting.

EXECUTED ON _____ AT _____.

Printed Name and Signature

ANNEX A:

NOMINEES FOR ELECTION TO THE BOARD OF DIRECTORS FOR 2023

Please tick the box to signify your vote for the nominee. If you have ticked "FOR" under **Item 1** of the Ballot (Voting in Absentia Form), we will consider this as a vote FOR all the nominees below.

SUN LIFE OF CANADA PROSPERITY BALANCED FUND, INC.

- ☐ Benedicto C. Sison
- ☐ Valerie N. Pama
- ☐ Cielito F. Habito
- ☐ Teresita J. Herbosa
- ☐ Oscar S. Reyes

SUN LIFE PROSPERITY DYNAMIC FUND, INC.

- ☐ Benedicto C. Sison
- ☐ Valerie N. Pama
- ☐ Cesar Luis F. Bate
- ☐ Cielito F. Habito
- ☐ Teresita J. Herbosa

SUN LIFE OF CANADA PROSPERITY BOND FUND, INC.

- ☐ Benedicto C. Sison
- ☐ Valerie N. Pama
- ☐ Cesar Luis F. Bate
- ☐ Cielito F. Habito
- ☐ Teresita J. Herbosa

SUN LIFE PROSPERITY PHILIPPINE STOCK INDEX FUND, INC.

- ☐ Benedicto C. Sison
- ☐ Valerie N. Pama
- ☐ Aleli Angela G. Quirino
- ☐ Cesar Luis F. Bate
- ☐ Cielito F. Habito

SUN LIFE OF CANADA PROSPERITY PHILIPPINE EQUITY FUND, INC.

- ☐ Benedicto C. Sison
- ☐ Valerie N. Pama
- ☐ Cesar Luis F. Bate
- ☐ Oscar S. Reyes
- ☐ Aleli Angela G. Quirino

SUN LIFE PROSPERITY WORLD VOYAGER FUND, INC.

- ☐ Benedicto C. Sison
- ☐ Valerie N. Pama
- ☐ Aleli Angela G. Quirino
- ☐ Cesar Luis F. Bate
- ☐ Cielito F. Habito

SUN LIFE PROSPERITY PESO STARTER FUND, INC.

- ☐ Benedicto C. Sison
- ☐ Valerie N. Pama
- ☐ Gerald L. Bautista
- ☐ Cesar Luis F. Bate
- ☐ Cielito F. Habito
- ☐ Teresita J. Herbosa

SUN LIFE PROSPERITY DOLLAR WELLSPRING FUND, INC.

- ☐ Benedicto C. Sison
- ☐ Valerie N. Pama
- ☐ Aleli Angela G. Quirino
- ☐ Cesar Luis F. Bate
- ☐ Oscar S. Reyes

SUN LIFE PROSPERITY GS FUND, INC.

- ☐ Benedicto C. Sison
- ☐ Valerie N. Pama
- ☐ Aleli Angela G. Quirino
- ☐ Teresita J. Herbosa
- ☐ Cielito F. Habito

SUN LIFE PROSPERITY DOLLAR ABUNDANCE FUND, INC.

- ☐ Benedicto C. Sison
- ☐ Valerie N. Pama
- ☐ Cielito F. Habito
- ☐ Teresita J. Herbosa
- ☐ Cesar Luis F. Bate

SUN LIFE PROSPERITY DOLLAR STARTER FUND, INC.

- ☐ Benedicto C. Sison
- ☐ Valerie N. Pama
- ☐ Aleli Angela G. Quirino
- ☐ Teresita J. Herbosa
- ☐ Oscar S. Reyes

SUN LIFE PROSPERITY DOLLAR ADVANTAGE FUND, INC.

- ☐ Benedicto C. Sison
- ☐ Valerie N. Pama
- ☐ Cesar Luis F. Bate
- ☐ Cielito F. Habito
- ☐ Teresita J. Herbosa

REPUBLIC OF THE PHILIPPINES)
Makati City) S. S.

CERTIFICATION OF INDEPENDENT DIRECTOR

I, **CESAR LUIS F. BATE**, Filipino, of legal age and a resident of 7 Beaterio St. Urdaneta Village, Makati City, after having been duly sworn to in accordance with law do hereby declare that:

1. I am a nominee for independent director of the following covered companies:

- o Sun Life of Canada Prosperity Bond Fund, Inc.
- o Sun Life Prosperity Dynamic Fund, Inc.
- o Sun Life Prosperity Dollar Advantage Fund, Inc.
- o Sun Life Prosperity Dollar Abundance Fund, Inc.
- o Sun Life of Canada Prosperity Philippine Equity Fund, Inc.
- o Sun Life Prosperity Philippine Stock Index Fund, Inc.
- o Sun Life Prosperity Dollar Wellspring Fund, Inc.
- o Sun Life Prosperity World Voyager Fund, Inc.
- o Sun Life Prosperity World Equity Index Feeder Fund, Inc.
- o Sun Life Prosperity Peso Starter Fund, Inc.

2. I am affiliated with the following companies or organizations:

Company/Organization	Position	Period of Service
RM Commercial REIT, Inc.	Independent Director	2021 to present
Celisons Property Co. Inc.	President	2018 to present
LMN Advisors/Partners, Inc.	Managing Director	2006 to present
Acacia Lane, Inc.	Director	1980 to present

3. I possess all the qualifications and none of the disqualifications to serve as an Independent Director of Sun Life of Canada Prosperity Bond Fund, Inc., Sun Life Prosperity Dynamic Fund, Inc., Sun Life Prosperity Dollar Advantage Fund, Inc., Sun Life Prosperity Dollar Abundance Fund, Inc., Sun Life of Canada Prosperity Philippine Equity Fund, Inc., Sun Life Prosperity Philippine Stock Index Fund, Inc., Sun Life Prosperity Dollar Wellspring Fund, Inc., Sun Life Prosperity World Voyager Fund, Inc., Sun Life Prosperity World Equity Index Feeder Fund, Inc., Sun Life Prosperity Peso Starter Fund, Inc. (collectively, "Covered Companies") as provided for in Section 38 of the Securities Regulation Code, its Implementing Rules and Regulations and other SEC issuances.
4. I am not related to any director/officer/substantial shareholder of Covered Companies and their subsidiaries and affiliates.
5. To the best of my knowledge, I am not the subject of any pending criminal or administrative investigation or proceeding.
6. Not Applicable - (For those in government service/affiliated with government agency or GOCC) I have the required written permission or consent from the (head of the agency/department) to be an independent director in in _____, pursuant to Office of the President Memorandum Circular No. 17 and Section 12, Rule XVIII of the Revised Civil Service Rules.
7. I shall faithfully and diligently comply with my duties and responsibilities as independent director under the Securities Regulation Code and its Implementing Rules and Regulations, Code of Corporate Governance and other SEC issuances.


8. I shall inform the Corporate Secretary of the Covered Companies of any changes in the abovementioned information within five days from its occurrence.

Done on the date and place written below.


CESAR LUIS F. BATE
Affiant

SUBSCRIBED AND SWORN to before me this MAY 04 2023 day of MAKATI CITY,
affiant personally appeared before me and exhibited to me his Driver's License with no. N01-89-098279 valid until 24 March 2024.

Doc. No. 216
Page No. 45
Book No. 11
Series of 2023.


ATTY. JOEL L. VILLALON
Notary Public for Makati City until 12-31-2024
Roll No. 3182, Appointment No. M-069
IBP Lifetime No. 018385, 12-27-17, PFLM
MCLE Compliance No. VII-0007561
PTR No. 9563611 / 1-03-2023
Unit 203, Carreon Bldg.,
2746 Zenaida St., Poblacion, Makati City 1210

REPUBLIC OF THE PHILIPPINES)
Makati City) S. S.

CERTIFICATION OF INDEPENDENT DIRECTOR

I, **CIELITO F. HABITO**, Filipino, of legal age and a resident of 10071 Mt. Pulog St., Los Baños, Laguna, after having been duly sworn to in accordance with law do hereby declare that:

1. I am a nominee for independent director of the following covered companies:


- Sun Life of Canada Prosperity Bond Fund, Inc.
- Sun Life of Canada Prosperity Balanced Fund, Inc.
- Sun Life Prosperity Dynamic Fund, Inc.
- Sun Life Prosperity Philippine Stock Index Fund, Inc.
- Sun Life Prosperity World Voyager Fund, Inc.
- Sun Life Prosperity Dollar Abundance Fund, Inc.
- Sun Life Prosperity Dollar Advantage Fund, Inc.
- Sun Life Prosperity GS Fund, Inc.
- Sun Life Prosperity Peso Starter Fund, Inc.
- Sun Life Prosperity Peso Voyager Feeder Fund, Inc.
- Sun Life Prosperity Achiever Fund 2048, Inc.

2. I am affiliated with the following companies or organizations (including Government Owned and Controlled Corporations):

Company/Organization	Position/Relationship	Period of Service
Ateneo de Manila University, Department of Economics	Professor	2001 - Present
Ateneo Center for Economic Research and Development	Director Senior Fellow	2001-2012; 2021-2022 2012-2021; 2022-Present
Management Association of the Philippines	Member, Board of Governors	2022 - Present
Ramon Magsaysay Award Foundation	Member, Board of Trustees	2018 - Present
First Gen Corporation	Lead Independent Director	2016 - Present
Asian Institute of Management - TEaM Energy Center for Bridging Leadership	Chairman, Board of Advisers	2013 - Present
Japan International Cooperation Agency - Philippines	Member, Advisory Committee	2013 - Present
World Bank Philippines Office	Member, Civil Society Advisory Group	2008 - Present
Operation Compassion Philippines, Inc.	Chairman, Board of Trustees	2006 - Present
Brain Trust Inc.	Chairman	2004 - Present
Ramos Peace and Development Foundation, Inc. (RPDEV)	Foundling Member, Board of Trustees	1998 - Present

3. I possess all the qualifications and none of the disqualifications to serve as an Independent Director of Sun Life of Canada Prosperity Bond Fund, Inc., Sun Life of Canada Prosperity Balanced Fund, Inc., Sun Life Prosperity Dynamic Fund, Inc., Sun Life Prosperity Philippine Stock Index Fund, Inc., Sun Life Prosperity World Voyager Fund, Inc., Sun Life Prosperity Dollar Abundance Fund, Inc., Sun Life Prosperity Dollar Advantage Fund, Inc., Sun Life Prosperity GS Fund, Inc., Sun Life Prosperity Peso Starter Fund, Inc., Sun Life Prosperity Peso Voyager Feeder Fund, Inc., Sun Life Prosperity Achiever Fund 2048, Inc. (collectively, "Covered Companies"), as provided for in Section 38 of the Securities Regulation Code, its Implementing Rules and Regulations and other SEC issuances.
4. I am not related to any director/officer/substantial shareholder of Covered Companies and their subsidiaries and affiliates other than the relationship provided under Rule 38.2.3 of the Securities Regulation Code.
5. To the best of my knowledge, I am not the subject of any pending criminal or administrative investigation or proceeding.
6. [NOT APPLICABLE] (For those in government service/affiliated with government agency or GOCC) I have the required written permission or consent from the (head of the agency/department) to be an independent director in in _____, pursuant to Office of the President Memorandum Circular No. 17 and Section 12, Rule XVIII of the Revised Civil Service Rules.
7. I shall faithfully and diligently comply with my duties and responsibilities as independent director under the Securities Regulation Code and its Implementing Rules and Regulations, Code of Corporate Governance and other SEC issuances.
8. I shall inform the Corporate Secretary of Covered Companies of any changes in the abovementioned information within five days from its occurrence.

Done on the date and place indicated below.



CIELITO F. HABITO

Affiant

SUBSCRIBED AND SWORN to before me this **MAY 09 2023** at **MAKATI CITY**, affiant personally appeared before me and exhibited to me his Passport with no. P1977324B valid until 16 June 2029 issued in DFA San Pablo.

Doc. No. 490;
Page No. 99;
Book No. 11;
Series of 2023:

ATTY. JOEL L. VILLALON
Notary Public for Makati City until 12-31-2024
Roll No. 51808, Appointment No. M-069
IBP Lifetime No. 018345, 12-27-17, JPLM
MCLE Compliance No. VII-0007561
PTR No. 9563611 / 1-03-2023
Unit 203, Carreda Bldg.,
2746 Zenaida St., Poblacion, Makati City 1210

REPUBLIC OF THE PHILIPPINES)
) S. S.

CERTIFICATION OF INDEPENDENT DIRECTOR

I, **ALELI ANGELA G. QUIRINO**, Filipino, of legal age and a resident of No. 404 Guevarra Avenue, San Juan City, Metro Manila, after having been duly sworn to in accordance with law do hereby declare that:

1. I am a nominee for independent director of the following covered companies:

- Sun Life of Canada Prosperity Philippine Equity Fund, Inc.
- Sun Life Prosperity Dollar Starter Fund, Inc.
- Sun Life Prosperity GS Fund, Inc.
- Sun Life Prosperity Philippine Stock Index Fund, Inc.
- Sun Life Prosperity Dollar Wellspring Fund, Inc.
- Sun Life Prosperity World Voyager Fund, Inc.
- Sun Life World Income Fund, Inc.
- Sun Life Prosperity World Equity Index Feeder Fund, Inc.
- Sun Life Prosperity Achiever Fund 2028, Inc.
- Sun Life Prosperity Achiever Fund 2038, Inc.
- Sun Life Prosperity Achiever Fund 2048, Inc.

2. I am affiliated with the following companies or organizations listed below:

Company/Organization	Position/Relationship	Period of Service
Grepalife Balanced Fund Corporation	Independent Director	2011 to present
Grepalife Dollar Bond Fund Corporation	Independent Director	2011 to present
Grepalife Fixed Income Fund Corporation	Independent Director	2011 to present
ACCRA Law Offices	Of Counsel	2010 to 2023
First Line Healthcare Diagnostics Center, Inc	Chairman	2021 to present
ASEAN Intellectual Property Association (ASEAN IPA)	Philippine Councillor Past president; Ex-officio Council Member	1998-2019 2017-2019 2019-present
ASEAN Intellectual Property Association – Philippines (AIPAPHL)	Philippine Councillor Chairman Emeritus	2017-2021 2023
Ateneo de Manila Law Alumni Association, Inc.	Past President Vice Chairman	2009-2015 2015 to present
Asian Patent Attorney Association	Member, Philippine Councillor	2007 to present
Intellectual Property Association of the Philippines	Past President; Advisory Council Member	2012 to present
Association Internationale pour la Protection de la Propriete Intellectuelle	ExCom member	2004 to present
Intellectual Property Foundation, Inc.	Trustee & Treasurer	1998 to present
Assumption College, Inc.	Trustee & Corporate Secretary	1996 To present

3. I possess all the qualifications and none of the disqualifications to serve as an Independent Director of Sun Life of Canada Prosperity Philippine Equity Fund, Inc., Sun Life Prosperity Dollar Starter Fund, Inc., Sun Life Prosperity GS Fund, Inc., Sun Life Prosperity Philippine

Stock Index Fund, Inc., Sun Life Prosperity Dollar Wellspring Fund, Inc., Sun Life Prosperity World Voyager Fund, Inc., Sun Life World Income Fund, Inc., Sun Life Prosperity World Equity Index Feeder Fund, Inc., Sun Life Prosperity Achiever Fund 2028, Inc., Sun Life Prosperity Achiever Fund 2038, Inc., and Sun Life Prosperity Achiever Fund 2048, Inc. (collectively, "Covered Companies"), as provided for in Section 38 of the Securities Regulation Code, its Implementing Rules and Regulations and other SEC issuances.

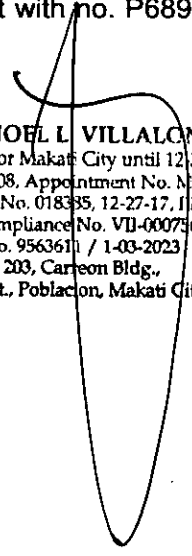
4. I am not related to the following director/officer/substantial shareholder of Covered Companies and their subsidiaries and affiliates other than the relationship provided under Rule 38.2.3 of the Securities Regulation Code.
5. To the best of my knowledge, I am not the subject of any pending criminal or administrative investigation or proceeding.
6. Not applicable. (For those in government service/affiliated with government agency or GOCC) I have the required written permission or consent from the (head of the agency/department) to be an independent director in _____, pursuant to Office of the President Memorandum Circular No. 17 and Section 12, Rule XVIII of the Revised Civil Service Rules.
7. I shall faithfully and diligently comply with my duties and responsibilities as independent director under the Securities Regulation Code and its Implementing Rules and Regulations, Code of Corporate Governance and other SEC issuances.
8. I shall inform the Corporate Secretary of Covered Companies of any changes in the abovementioned information within five days from its occurrence.

Done on the date and place written below.


ALELI ANGELA G. QUIRINO
Affiant

SUBSCRIBED AND SWORN to before me this 8th day of May 2023 at MAKATI CITY, affiant personally appeared before me and exhibited to me her Passport with no. P6899837B with expiry date on 01 June 2031 issued at DFA Manila.

Doc. No. 489;
Page No. 99;
Book No. 11;
Series of 2023.



ATTY. JOEL L. VILLALON
Notary Public for Makati City until 12/31-2024
Roll No. 51808, Appointment No. M-069
IBP Lifetime No. 018385, 12-27-17, JPLM
MCLE Compliance No. VII-0007361
PTR No. 9563611 / 1-03-2023
Unit 203, Carreon Bldg.,
2746 Zenaida St., Poblacion, Makati City 1210

Certification

I, Jeanemar S. Talaman, the Treasurer of Sun Life Asset Management Company, Inc., a corporation duly registered under and by virtue of the laws of the Republic of the Philippines, with SEC registration number A199918034 and with principal office at Sun Life Center, 5th Ave. Cor. Rizal Drive Bonifacio Global City, Taguig City, on oath state:

- 1) That I have caused this SEC Form 17-Q to be prepared on behalf of Sun Life Prosperity Philippine Stock Index Fund, Inc.;
- 2) That I have read and understood its contents which are true and correct based on my own personal knowledge and/or on authentic records;
- 3) That the company Sun Life Prosperity Philippine Stock Index Fund, Inc. will comply with the requirements set forth in SEC Notice dated 14 May 2021 to effect a complete and official submission of reports and/or documents through electronic mail;
- 4) That I am fully aware that submitted documents which require pre-evaluation and/or payment of processing fee shall be considered complete and officially received only upon payment of a filing fee; and
- 5) That the e-mail account designated by the company pursuant to SEC Memorandum Circular No. 28, s. 2020 shall be used by the company in its online submissions to CGFD.

IN WITNESS WHEREOF, I have hereunto set my hand this MAY 16 2023 16th day of May, 2023.


Jeanemar S. Talaman
Affiant

SUBSCRIBED AND SWORN to before me this MAY 16 2023 16th day of May, 2023, in MAKATI CITY City, Philippines. Affiant exhibiting his/her government issued identification card:

Name	Government ID No.	Valid Until	Place of Issue
Jeanemar S. Talaman	Driver's License F03-13-001744	05 June 2018	DLRC - Ayala

Doc. No. 131
Page No. 28
Book No. 19
Series of 2023.

ATTY. ROMEO M. MONFORT
Notary Public City of Makati
Until December 31, 2023
Appointment No. - 172 (2022-2023)
PTR NO. 950521 Jan. 3, 2023 Makati City
IBP No. 1062634 - Jan. 3, 2018
MCLE NO. VI-0023417 Roll No. 27932
26 Amorsolo Street Legaspi Village
Makati City

COVER SHEET

CS201424696

S.E.C. Registration Number

S U N L I F E P R O S P E R I T Y P H I L I P P I N E

S T O C K I N D E X F U N D I N C .

8 T H F L R . , S U N L I F E C E N T R E 5 T H

A V E B O N I F A C I O G L O B A L F O R T

B O N I F A C I O T A G U I G C I T Y

(Business Address : No. Street City / Town / Province)

Jeanemar S. Talaman

Contact Person

8555-8888

Company Telephone Number

1 2

Month

3 1

Day

Fiscal Year

SEC FORM 17-Q

FORM TYPE

Month

Day

Annual Meeting

Mutual Fund Company

Secondary License Type, If Applicable

Dept. Requiring this Doc.

Amended Articles Number/Section

Total No. of Stockholders

Total Amount of Borrowings

Domestic

Foreign

To be accomplished by SEC Personnel concerned

File Number

LCU

Document I.D.

Cashier

STAMPS

Remarks = pls. use black ink for scanning purposes

SEC Number: CS201424696
File Number: _____

SUN LIFE PROSPERITY PHILIPPINE STOCK INDEX FUND, INC.
(Company's Full Name)

8th Floor Sun Life Centre 5th Avenue cor Rizal Drive Bonifacio Global City, Taguig City, Philippines

(Company's Address)

8555-88-88

(Telephone No.)

December 31

(Fiscal Year Ending)
(Month & Day)

SEC FORM 17-Q

Form Type

Amendment Designation (If applicable)

March 31, 2023

Period Ended Date

OPEN-END INVESTMENT COMPANY

Secondary License Type and File Number

SECURITIES AND EXCHANGE COMMISSION

SEC FORM 17-Q

QUARTERLY REPORT PURSUANT TO SECTION 17 OF THE SECURITIES
REGULATION CODE AND SRC RULE 17(2) (b) THEREUNDER

1. For the quarterly period ended: March 31, 2023
2. Commission identification number: CS201424696
3. BIR Tax Identification No: 008-930-133-000
4. Exact name of issuer as specified in its charter

Sun Life Prosperity Philippine Stock Index Fund, Inc.

5. Province, country or other jurisdiction of incorporation or organization
6. Industry Classification Code:
(SEC Use Only)

Philippines

7. Address of issuer's principal office: Postal Code

8F Sun Life Centre 5th Avenue cor Rizal Drive Bonifacio Global City, Taguig City 1634

8. Issuer's telephone number, including area code: (02) - 8555-8888
9. Former name, former address and former fiscal year, if changed since last report: N.A.
10. Securities registered pursuant to Sections 8 and 12 of the Code, or Sections 4 and 8 of the RSA

Title of Each Class

Number of Shares of Common Stock
Outstanding and Amount of Debt Outstanding
(as of March 31, 2023)
3,999,310,378 shares

Common Shares (Unclassified)

11. Are any or all of the securities listed on a Stock Exchange?

Yes [] No [x]

If yes, state the name of such Stock Exchange and the class/es of securities listed therein:

12. Indicate by check mark whether the registrant:

(a) has filed all reports required to be filed by Section 17 of the Code and SRC Rule 17 thereunder or Sections 11 of the RSA and RSA Rule 11(a)-1 thereunder, and Sections 26 and 141 of the Corporation Code of the Philippines, during the preceding twelve (12) months (or for such shorter period the registrant was required to file such reports)

Yes [x] No []

(b) has been subject to such filing requirements for the past ninety (90) days.

Yes [x] No []

PART A - FINANCIAL INFORMATION

ITEM 1. FINANCIAL STATEMENTS

SUN LIFE PROSPERITY PHILIPPINE STOCK INDEX FUND, INC.
STATEMENTS OF FINANCIAL POSITION
AS AT MARCH 31, 2023 AND DECEMBER 31, 2022

		(Unaudited)	(Audited)
	Notes	2023	2022
ASSETS			
Cash in banks	4	P 78,839,313	P 113,089,811
Financial assets at fair value through profit or loss	5	11,906,046,473	11,783,870,319
Due from brokers	9	60,798,630	-
Dividends receivable	6	21,188,385	3,511,917
Other current assets	7	168,755	102
		P12,067,041,556	P11,900,472,149
LIABILITIES			
Current Liabilities			
Accrued expenses and other payables	8	P 25,702,185	P 35,717,346
Payable to fund manager	10	12,892,271	12,568,325
Due to brokers	9	73,621,576	28,703,390
		112,216,032	76,989,061
EQUITY			
Share capital	11	39,999,992	39,999,992
Deposits for future stock subscriptions	11	9,389,462,816	9,288,325,129
Additional paid-in capital	12	4,093,995,864	4,076,568,510
Deficit		(1,568,303,703)	(1,567,191,186)
		11,955,154,969	11,837,702,445
Treasury shares	11	(329,445)	(14,219,357)
Total Equity		11,954,825,524	11,823,483,088
		P12,067,041,556	P11,900,472,149
Net Asset Value Per Share	13	P 0.8523	P 0.8519
Total Equity			
Capital Stock - Php0.01 per share		11,954,825,524	11,823,483,088
Authorized - 4,000,000,000 shares			
Issued and fully paid shares		3,999,310,378	3,983,319,790
Subscribed capital stock - Equity		10,026,551,914	9,895,860,183
Total number of shares		14,025,862,292	13,879,179,973
Net Asset Value Per Share	12	0.8523	0.8519

See Notes to Financial Statements.

SUN LIFE PROSPERITY PHILIPPINE STOCK INDEX FUND, INC.
STATEMENTS OF COMPREHENSIVE INCOME
FOR THE PERIOD ENDED MARCH 31, 2023 AND MARCH 31, 2022

		(Unaudited)	(Unaudited)
	Notes	2023	2022
Investment Income - net			
Dividend income		P 113,781,582	P 100,941,761
Net realized losses on investments	5	(96,806,656)	(96,746,970)
Interest income	14	463,489	77,646
Other income		-	-
		17,438,415	4,272,437
Investment Expenses			
Commissions		4,420,412	3,802,174
Clearing fees		186,913	134,607
		4,607,325	3,936,781
Net Investment Income		12,831,090	335,656
Operating Expenses			
Management and transfer fees	10	21,896,604	21,480,898
Distribution fees	10	16,843,542	16,523,768
Taxes and licenses		917,614	883,559
Custodianship fees		743,284	704,389
Directors' fees	10	64,114	63,768
Professional fees		48,115	51,274
Printing and supplies		11,613	12,522
Miscellaneous		15,595	16,327
		40,540,481	39,736,505
Profit (Loss) Before Net Unrealized Gains (Losses) on Investments		(27,709,391)	(39,400,849)
Net Unrealized Gains on Investments	5	32,328,149	231,138,867
Profit Before Tax		4,618,758	191,738,018
Income Tax Expense		5,731,275	4,548,466
Total Comprehensive Income (Loss) for the Period		(P1,112,517)	P187,189,552
Basic Earnings (Loss) per share	15	(P 0.000)	P 0.047

See Notes to Financial Statements.

SUN LIFE PROSPERITY PHILIPPINE STOCK INDEX FUND, INC.
STATEMENTS OF CHANGES IN EQUITY
FOR THE PERIOD ENDED MARCH 31, 2023 AND MARCH 31, 2022

		Share	Deposit for	Additional	Retained	Treasury	
	Notes	Capital	Future Stock	Paid-in	Earnings	Shares	Total
			Subscriptions	Capital	(Deficit)		
Balance, January 1, 2023	11,12	P39,999,992	P9,288,325,129	P4,076,568,510	(P1,567,191,186)	(P14,219,357)	P11,823,483,088
Total Comprehensive Loss for the period		-	-	-	(1,112,517)	-	(1,112,517)
Transactions with owners:	11,12						
Acquisition of treasury shares during the period		-	-	-	-	(40,786,723)	(40,786,723)
Reissuance of treasury shares during the period		-	-	17,609,584	-	54,676,635	72,286,219
Receipt of deposits for future stock subscriptions		-	901,667,501	-	-	-	901,667,501
Redemption of deposits for future stock subscriptions		-	(800,529,814)	(182,230)	-	-	(800,712,044)
Total transactions with owners		-	101,137,687	17,427,354	-	13,889,912	132,454,953
Balance, March 31, 2023	11,12	P39,999,992	P9,389,462,816	P4,093,995,864	(P1,568,303,703)	(P329,445)	P11,954,825,524

		Share	Deposit for	Additional	Retained	Treasury	
		Capital	Future Stock	Paid-in	Earnings	Shares	Total
			Subscriptions	Capital	(Deficit)		
Balance, January 1, 2022		P39,988,573	P8,441,211,012	P 4,012,476,032	(P723,004,108)	(P2,039,237)	P11,768,632,272
Total Comprehensive Income for the period		-	-	-	187,189,552	-	187,189,552
Transactions with owners:							
Acquisition of treasury shares during the period		-	-	-	-	(37,213,905)	(37,213,905)
Reissuance of treasury shares during the period		-	-	1,493,648,989	-	38,433,198	1,532,082,187
Receipt of deposits for future stock subscriptions		-	881,892,706	-	-	-	881,892,706
Redemption of deposits for future stock subscriptions		-	(743,586,473)	(1,501,581,784)	-	-	(2,245,168,257)
Transfer from deposit for future stock subscription to share capital	11,419.00		(1,052,760)		-	-	(1,041,341)
Total transactions with owners		11,419	137,253,473	(7,932,795)	-	1,219,294	130,551,390
Balance, March 31, 2022		P39,999,992	P8,578,464,485	P4,004,543,237	(P535,814,556)	(P 819,943)	P12,086,373,215

See Notes to Financial Statements.

SUN LIFE PROSPERITY PHILIPPINE STOCK INDEX FUND, INC.
STATEMENTS OF CASH FLOWS
FOR THE PERIOD ENDED MARCH 31, 2023 AND MARCH 31, 2022

	Notes	2023	2022
Cash Flows from Operating Activities			
Profit before tax		P 4,618,758	P 191,738,018
Adjustments for:			
Net realized losses on investments	5	96,806,656	96,746,970
Net unrealized (gains) losses on investments	5	(32,328,149)	(231,138,867)
Dividend income		(113,781,582)	(100,941,761)
Interest income	14	(463,489)	(77,646)
Operating cash flows before working capital changes		(45,147,806)	(43,673,286)
Increase in other current assets		(168,653)	-
Increase (decrease) in:			
Accrued expenses and other payables		(10,015,161)	(22,112,244)
Payable to fund manager		323,946	65,301
Cash used in operations		(55,007,674)	(65,720,229)
Acquisitions of financial assets at fair value			
through profit or loss	5	(1,081,499,315)	(888,562,760)
Proceeds from disposal of financial assets at fair value			
through profit or loss	5	878,964,210	755,489,461
Interest received		463,489	77,646
Dividends received		96,105,114	66,975,780
Income taxes paid		(5,731,275)	(4,548,466)
Net cash used in operating activities		(166,705,451)	(136,288,568)
Cash Flows from Financing Activities			
Proceeds from reissuance of treasury shares	11	72,286,219	1,532,082,187
Payments on acquisition of treasury shares	11	(40,786,723)	(37,213,905)
Receipt of deposits for future stock subscriptions classified as equity	11	901,667,501	880,851,365
Redemption of deposits for future stock subscriptions	11	(800,712,044)	(2,245,168,257)
Net cash generated from financing activities		132,454,953	130,551,390
Decrease in Cash in banks		(34,250,498)	(5,737,178)
Cash in banks, Beginning		113,089,811	91,628,425
Cash in banks, End		P 78,839,313	P 85,891,247

See Notes to Financial Statements.

NOTES TO FINANCIAL STATEMENTS

1. FINANCIAL REPORTING FRAMEWORK AND BASIS OF PREPARATION AND PRESENTATION

Statement of Compliance

These unaudited condensed consolidated interim financial statements of the Company as at and for the three-month period ended March 31, 2023 have been prepared in accordance with PAS 34, Interim Financial Reporting. These unaudited condensed consolidated interim financial statements do not include all the notes normally included in an annual audited financial report. Accordingly, these unaudited condensed consolidated interim financial statements are to be read in conjunction with the Annual Audited Financial Statements of the Company for the year ended December 31, 2022, which have been prepared in accordance with the Philippine Financial Reporting Standards (PFRS).

Basis of Preparation and Presentation

The financial statements of the Company have been prepared on the historical cost basis, except for certain financial assets measured at fair value and certain financial instruments carried at amortized cost.

Historical cost is generally based on the fair value of the consideration given in exchange for goods and services.

In preparing the condensed consolidated interim financial statements, the significant accounting estimates and judgments made by the Company in applying the Company's accounting policies and the key sources of estimation uncertainty were the same as those applied to the financial statements as at and for the year ended December 31, 2022.

Functional and Presentation Currency

These financial statements are presented in Philippine peso, the currency of the primary economic environment in which the Company operates. All amounts are recorded to the nearest peso, except when otherwise indicated.

2. ADOPTION OF NEW AND REVISED ACCOUNTING STANDARDS

Adoption of New and Revised Accounting Standards Effective in 2022

The Company adopted all accounting standards and interpretations effective as at December 31, 2022. The new and revised accounting standards and interpretations that have been published by the International Accounting Standards Board (IASB) and approved by the FSRSC in the Philippines were adopted by the Company and were assessed as not applicable and have no impact on the Company's financial statements.

New Accounting Standards Effective as at Reporting Period Ended December 31, 2022

Amendments to PFRS 3, References to the Conceptual Framework

The amendments update PFRS 3 so that it refers to the 2018 Conceptual Framework instead of the 1989 Framework. They also add to PFRS 3 a requirement that, for obligations within the scope of PAS 37, an acquirer applies PAS 37 to determine whether at the acquisition date a present obligation exists as a result of past events. For a levy that would be within the scope of IFRIC 21 Levies, the acquirer applies IFRIC 21 to determine whether the obligating event that gives rise to a liability to pay the levy has occurred by the acquisition date.

The amendments also add an explicit statement that an acquirer does not recognize contingent assets acquired in a business combination.

The amendments are effective for business combinations for which the date of acquisition is on or after the beginning of the first annual period beginning on or after January 1, 2022. Early application is

permitted if an entity also applies all other updated references (published together with the updated Conceptual Framework) at the same time or earlier.

The adoption of the amendments did not have an effect on the Company's financial statements as the Company did not acquire a business nor in the process of entering into any business combination.

Amendments to PAS 16, Property, Plant and Equipment – Proceeds before Intended Use

The amendments prohibit deducting from the cost of an item of property, plant and equipment any proceeds from selling items produced before that asset is available for use, i.e. proceeds while bringing the asset to the location and condition necessary for it to be capable of operating in the manner intended by management. Consequently, an entity recognizes such sales proceeds and related costs in profit or loss. The entity measures the cost of those items in accordance with PAS 2, Inventories.

The amendments also clarify the meaning of 'testing whether an asset is functioning properly'. PAS 16 now specifies this as assessing whether the technical and physical performance of the asset is such that it is capable of being used in the production or supply of goods or services, for rental to others, or for administrative purposes.

If not presented separately in the statement of comprehensive income, the financial statements shall disclose the amounts of proceeds and cost included in profit or loss that relate to items produced that are not an output of the entity's ordinary activities, and which line item(s) in the statement of comprehensive income include(s) such proceeds and cost.

The amendments are applied retrospectively, but only to items of property, plant and equipment that are brought to the location and condition necessary for them to be capable of operating in the manner intended by management on or after the beginning of the earliest period presented in the financial statements in which the entity first applies the amendments.

The entity shall recognize the cumulative effect of initially applying the amendments as an adjustment to the opening balance of retained earnings (or other component of equity, as appropriate) at the beginning of that earliest period presented.

The amendments are effective for annual periods beginning on or after January 1, 2022 with early application permitted.

The adoption of the amendments did not have an effect on the Company's financial statements as the Company did not have property, plant and equipment recorded in its financial statements.

Amendments to PAS 37, Onerous Contracts – Cost of Fulfilling a Contract

The amendments specify that the 'cost of fulfilling' a contract comprises the 'costs that relate directly to the contract'. Costs that relate directly to a contract consist of both the incremental costs of fulfilling that contract (examples would be direct labour or materials) and an allocation of other costs that relate directly to fulfilling contracts (an example would be the allocation of the depreciation charge for an item of property, plant and equipment used in fulfilling the contract).

The amendments apply to contracts for which the entity has not yet fulfilled all its obligations at the beginning of the annual reporting period in which the entity first applies the amendments. Comparatives are not restated. Instead, the entity shall recognize the cumulative effect of initially applying the amendments as an adjustment to the opening balance of retained earnings or other component of equity, as appropriate, at the date of initial application.

The amendments are effective for annual periods beginning on or after January 1, 2022 with early application permitted.

The adoption of the amendments did not have an effect on the Company's financial statements as the Company did not issue and entered into onerous contract.

Annual Improvements to PFRS Standards 2018-2020 Cycle

Amendments to PFRS 1 – Subsidiary as a first-time adopter

The amendment provides additional relief to a subsidiary which becomes a first-time adopter later than its parent in respect of accounting for cumulative translation differences. As a result of the amendment, a subsidiary that uses the exemption in PFRS 1:D16(a) can now also elect to measure cumulative translation differences for all foreign operations at the carrying amount that would be included in the parent's consolidated financial statements, based on the parent's date of transition to PFRS Standards, if no adjustments were made for consolidation procedures and for the effects of the business combination in which the parent acquired the subsidiary. A similar election is available to an associate or joint venture that uses the exemption in PFRS 1:D16(a).

The amendment is effective for annual periods beginning on or after January 1, 2022, with early application permitted.

Amendments to PFRS 9 – Fees in the '10 per cent' test for derecognition of financial liabilities

The amendment clarifies that in applying the '10 per cent' test to assess whether to derecognize a financial liability, an entity includes only fees paid or received between the entity (the borrower) and the lender, including fees paid or received by either the entity or the lender on the other's behalf.

The amendment is applied prospectively to modifications and exchanges that occur on or after the date the entity first applies the amendment.

The amendment is effective for annual periods beginning on or after January 1, 2022, with early application permitted.

Amendments to PFRS 16 – Lease Incentives

The amendment removes the illustration of the reimbursement of leasehold improvements. As the amendment to PFRS 16 only regards an illustrative example, no effective date is stated.

Amendments to PAS 41 – Taxation in fair value measurements

The amendment removes the requirement in PAS 41 for entities to exclude cash flows for taxation when measuring fair value. This aligns the fair value measurement in PAS 41 with the requirements of PFRS 13 Fair Value Measurement to use internally consistent cash flows and discount rates and enables preparers to determine whether to use pretax or post-tax cash flows and discount rates for the most appropriate fair value measurement.

The amendment is applied prospectively, i.e. for fair value measurements on or after the date an entity initially applies the amendment.

The amendment is effective for annual periods beginning on or after January 1, 2022, with early application permitted.

The adoption of the amendments did not have an effect on the Company's financial statements as the Company did not have subsidiary as a first-time adopter; did not derecognize any liabilities; did not have lease contracts and leasehold improvements; and did not have biological assets covered by PAS 41 that need to exclude its cash flows for taxation on its financial statements.

New Accounting Standards Effective after the Reporting Period Ended December 31, 2022

The Company will adopt the following standards when these become effective:

PFRS 17 – Insurance Contracts

PFRS 17 establishes the principles for the recognition, measurement, presentation and disclosure of insurance contracts and supersedes PFRS 4, Insurance Contracts.

PFRS 17 outlines a general model, which is modified for insurance contracts with direct participation features, described as the variable fee approach. The general model is simplified if certain criteria are met by measuring the liability for remaining coverage using the premium allocation approach. The general model uses current assumptions to estimate the amount, timing and uncertainty of future cash flows and it explicitly measures the cost of that uncertainty. It takes into account market interest rates and the impact of policyholders' options and guarantees.

An amendment issued in June 2020 and adopted by FSRSC in August 2020 addresses concerns and implementation challenges that were identified after PFRS 17 was published.

PFRS 17 must be applied retrospectively unless impracticable, in which case the modified retrospective approach or the fair value approach is applied.

For the purpose of the transition requirements, the date of initial application is the start of the annual reporting period in which the entity first applies the Standard, and the transition date is the beginning of the period immediately preceding the date of initial application.

The standard (incorporating the amendments) is effective for periods beginning on or after January 1, 2025, as amended by the FSRSC from January 1, 2023. This is consistent with Circular Letter No. 2020-62 issued by the Insurance Commission which deferred the implementation of PFRS 17 by two (2) years after its effective date as decided by the IASB. Earlier application is permitted.

The future adoption of the standard will have no effect on the Company's financial statements as the Company does not issue insurance contracts.

Amendments to PFRS 10 and PAS 28, Sale or Contribution of Assets between an Investor and Its Associate or Joint Venture

The amendments to PFRS 10 and PAS 28 deal with situations where there is a sale or contribution of assets between an investor and its associate or joint venture. Specifically, the amendments state that gains or losses resulting from the loss of control of a subsidiary that does not contain a business in a transaction with an associate or a joint venture that is accounted for using the equity method, are recognized in the parent's profit or loss only to the extent of the unrelated investors' interests in that associate or joint venture. Similarly, gains and losses resulting from the remeasurement of investments retained in any former subsidiary (that has become an associate or a joint venture that is accounted for using the equity method) to fair value are recognized in the former parent's profit or loss only to the extent of the unrelated investors' interests in the new associate or joint venture.

The effective date of the amendments has yet to be set by the Board; however, earlier application of the amendments is permitted.

The future adoption of the amendments will have no effect on the Company's financial statements as the Company is not in the process and has no plan to acquire such investments.

Amendments to PAS 1, Classification of Liabilities as Current or Non-current

The amendments to PAS 1 affect only the presentation of liabilities as current or non-current in the statement of financial position and not the amount or timing of recognition of any asset, liability, income or expenses, or the information disclosed about those items.

The amendments clarify that the classification of liabilities as current or non-current is based on rights that are in existence at the end of the reporting period, specify that classification is unaffected by expectations about whether an entity will exercise its right to defer settlement of a liability, explain that rights are in existence if covenants are complied with at the end of the reporting period, and introduce a definition of 'settlement' to make clear that settlement refers to the transfer to the counterparty of cash, equity instruments, other assets or services.

The amendments are applied retrospectively for annual periods beginning on or after January 1, 2023, with early application permitted.

The Company does not anticipate that the application of the amendments in the future will have an impact on the financial statements since the current classification is not expected to change and that the existing liabilities of the Company are all current.

Amendments to PAS 1 and PFRS Practice Statement 2, Disclosure Initiative – Accounting Policies

The amendments are as follows:

- An entity is now required to disclose its material accounting policy information instead of its significant accounting policies
- several paragraphs are added to explain how an entity can identify material accounting policy information and to give examples of when accounting policy information is likely to be material;
- the amendments clarify that accounting policy information may be material because of its nature, even if the related amounts are immaterial;
- the amendments clarify that accounting policy information is material if users of an entity's financial statements would need it to understand other material information in the financial statements; and
- the amendments clarify that if an entity discloses immaterial accounting policy information, such information shall not obscure material accounting policy information

The amendments are applied prospectively. The amendments to PAS 1 are effective for annual periods beginning on or after January 1, 2023. Earlier application is permitted.

The Company does not anticipate that the application of the amendments in the future will have an impact on the financial statements as all material accounting policy information are already disclosed in the notes to the financial statements.

Amendments to PAS 8, Definition of Accounting Estimates

With the amendment, accounting estimates are now defined as “monetary amounts in financial statements that are subject to measurement uncertainty.”

The amendment clarified that a change in accounting estimate that results from new information or new developments is not the correction of an error. In addition, the effects of a change in an input or a measurement technique used to develop an accounting estimate are changes in accounting estimates if they do not result from the correction of prior period errors.

A change in an accounting estimate may affect only the current period's profit or loss, or the profit or loss of both the current period and future periods. The effect of the change relating to the current period is recognized as income or expense in the current period. The effect, if any, on future periods is recognized as income or expense in those future periods.

The amendments are effective for annual periods beginning on or after January 1, 2023 and changes in accounting policies and changes in accounting estimates that occur on or after the start of that period. Earlier application is permitted.

The future adoption of the amendments will have no effect on the Company's financial statements as the clarification in the amendment does not change the Company's definition of an accounting estimate.

Amendments to PAS 12, Income Taxes—Deferred Tax related to Assets and Liabilities arising from a Single Transaction

The amendments introduce a further exception from the initial recognition exemption. Under the amendments, an entity does not apply the initial recognition exemption for transactions that give rise to equal taxable and deductible temporary differences.

Depending on the applicable tax law, equal taxable and deductible temporary differences may arise on initial recognition of an asset and liability in a transaction that is not a business combination and affects neither accounting nor taxable profit. For example, this may arise upon recognition of a lease liability and the corresponding right-of-use asset applying PFRS 16 at the commencement date of a lease.

Following the amendments to PAS 12, an entity is required to recognize the related deferred tax asset and liability, with the recognition of any deferred tax asset being subject to the recoverability criteria in PAS 12.

The Board also adds an illustrative example to PAS 12 that explains how the amendments are applied.

The amendments apply to transactions that occur on or after the beginning of the earliest comparative period presented. In addition, at the beginning of the earliest comparative period an entity recognizes:

- A deferred tax asset (to the extent that it is probable that taxable profit will be available against which the deductible temporary difference can be utilized) and a deferred tax liability for all deductible and taxable temporary differences associated with:
 - Right-of-use assets and lease liabilities
 - Decommissioning, restoration and similar liabilities and the corresponding amounts recognized as part of the cost of the related asset
- The cumulative effect of initially applying the amendments as an adjustment to the opening balance of retained earnings (or other component of equity, as appropriate) at that date

The amendments are effective for annual reporting periods beginning on or after January 1, 2023, with earlier application permitted.

The future adoption of the amendments will have no effect on the Company's financial statements as the Company does not have transactions that give rise to the recognition of deferred tax asset and liability.

Amendment to PFRS 17, Initial Application of PFRS 17 and PFRS 9 – Comparative Information

The amendment is a transition option relating to comparative information about financial assets presented on initial application of IFRS 17.

The main amendment in Initial Application of PFRS 17 and PFRS 9 – Comparative Information (Amendment to PFRS 17) is a narrow-scope amendment to the transition requirements of PFRS 17 for entities that first apply PFRS 17 and PFRS 9 at the same time. The amendment regards financial assets for which comparative information is presented on initial application of PFRS 17 and PFRS 9, but where this information has not been restated for PFRS 9.

Under the amendment, an entity is permitted to present comparative information about a financial asset as if the classification and measurement requirements of PFRS 9 had been applied to that financial asset before. The option is available on an instrument-by-instrument basis. In applying the classification overlay to a financial asset, an entity is not required to apply the impairment requirements of PFRS 9.

There are no changes to the transition requirements in PFRS 9.

The amendment is effective for annual periods beginning on or after January 1, 2025, as amended by the FSRSC from January 1, 2023. This is consistent with Circular Letter No. 2020-62 issued by the Insurance Commission which deferred the implementation of PFRS 17 by two (2) years after its effective date as decided by the IASB. Still subject to approval of the Board of Accountancy.

The future adoption of the amendment will have no effect on the Company's financial statements as the Company does not issue insurance contracts.

Amendments to PFRS 16, Lease Liability in a Sale and Leaseback

The amendments to PFRS 16 require a seller-lessee to subsequently measure lease liabilities arising from a sale and leaseback transaction in a way that does not result in recognition of a gain or loss that relates to the right of use it retain

The amendments add subsequent measurement requirements for sale and leaseback transactions that satisfy the requirements in IFRS 15 Revenue from Contracts with Customers to be accounted for as a sale.

The amendments require the seller-lessee to determine 'lease payments' or 'revised lease payments' such that the seller-lessee does not recognize a gain or loss that relates to the right of use retained by the seller-lessee, after the commencement date. The amendments do not affect the gain or loss recognized by the seller-lessee relating to the partial or full termination of a lease.

The amendments are applied retrospectively for annual periods beginning on or after January 1, 2024, with early application permitted. Still subject to approval of the BOA and FSRSC.

The future adoption of the amendments will have no effect on the Company's financial statements as the Company does not have lease liability recorded in its financial statements.

Amendments to IAS 1, Non-current Liabilities with Covenants

The amendments to PAS 1 to specify that only covenants an entity must comply with on or before the reporting period should affect classification of the corresponding liability as current or non-current.

The amendments specify that only covenants that an entity is required to comply with on or before the end of the reporting period affect the entity's right to defer settlement of a liability for at least twelve months after the reporting date (and therefore must be considered in assessing the classification of the liability as current or non-current). Such covenants affect whether the right exists at the end of the reporting period, even if compliance with the covenant is assessed only after the reporting date (e.g. a covenant based on the entity's financial position at the reporting date that is assessed for compliance only after the reporting date).

The amendments specify that the right to defer settlement is not affected if an entity only has to comply with a covenant after the reporting period. However, if the entity's right to defer settlement of a liability is subject to the entity complying with covenants within twelve months after the reporting period, an entity discloses information that enables users of financial statements to understand the risk of the liabilities becoming repayable within twelve months after the reporting period. This would include information about the covenants (including the nature of the covenants and when the entity is required to comply with them), the carrying amount of related liabilities and facts and circumstances, if any, that indicate that the entity may have difficulties complying with the covenants.

The amendments are applied retrospectively for annual periods beginning on or after January 1, 2024, with early application permitted. Still subject to approval of the Board of Accountancy (BOA) and Financial and Sustainability Reporting Standard Council (FSRSC).

The future adoption of the amendments will have no effect on the Company's financial statements as the Company does not have non-current liability with covenants recorded in its financial statements.

3. SIGNIFICANT ACCOUNTING POLICIES

Financial Assets

Initial recognition and measurement`

Financial assets and financial liabilities are recognized when the entity becomes a party to the contractual provisions of the instrument. Regular way purchases and sales of financial assets are recognized on trade-date, the date on which the Company commits to purchase or sell the asset.

At initial recognition, the Company measures a financial asset or financial liability at its fair value plus or minus, in the case of a financial asset or financial liability not at fair value through profit or loss,

transaction costs that are incremental and directly attributable to the acquisition or issue of the financial asset or financial liability. Transaction costs of financial assets and financial liabilities carried at fair value through profit or loss are expensed in profit or loss.

Classification and subsequent measurement

The Company classifies its financial assets in the following measurement categories:

- FVTPL,
- Fair value through other comprehensive income (FVTOCI); and
- Amortized cost.

As at March 31, 2023 and December 31, 2022, the Company does not have financial assets at FVTOCI.

Classification of financial assets will be driven by the entity's business model for managing the financial assets and the contractual cash flows of the financial assets.

A financial asset is to be measured at amortized cost if: a) the objective of the business model is to hold the financial asset for the collection of the contractual cash flows, and b) the contractual cash flows under the instrument represent SPPI.

All other debt and equity instruments must be recognized at fair value.

All fair value movements on financial assets are taken through the statement of comprehensive income, except for equity investments that are not held for trading, which may be recorded in the statement of comprehensive income or in reserves (without subsequent recycling to profit or loss).

Debt instruments

Subsequent measurement of debt instruments depends on the Company's business model for managing the asset and the cash flow characteristics of the asset. There are two measurement categories into which the Company classifies its debt instruments:

- Amortized cost. Assets that are held for collection of contractual cash flows where those cash flows represent SPPI are measured at amortized cost. A gain or loss on a debt investment that is subsequently measured at amortized cost and is not part of a hedging relationship is recognized in profit or loss when the asset is derecognized or impaired. Interest income from these financial assets is included in finance income using the effective interest rate method.
- FVTPL. Assets that do not meet the criteria for amortized cost are measured at FVTPL. A gain or loss on a debt investment that is subsequently measured at FVTPL and is not part of a hedging relationship is recognized in profit or loss and presented net in the profit or loss statement within other gains/(losses) in the period in which it arises. Interest income from these financial assets is included in finance income.

The business model reflects how the Company manages the assets in order to generate cash flows. That is, whether the Company's objective is solely to collect the contractual cash flows from the assets or to collect both the contractual cash flows and cash flows arising from the sale of assets. If neither of these is applicable, then the financial assets are classified as part of 'other' business model and measured at FVTPL. Factors considered by the Company in determining the business model for a group of assets include past experience on how the cash flows for these assets were collected, how the asset's performance is evaluated and reported to key management personnel, how risks are assessed and managed and how managers are compensated.

Where the business model is to hold assets to collect contractual cash flows or to collect contractual cash flows and sell, the Company assesses whether the financial instruments' cash flows represent SPPI. In making this assessment, the Company considers whether the contractual cash flows are consistent with a basic lending arrangement i.e. interest includes only consideration for the time value of money, credit risk, other basic lending risks and a profit margin that is consistent with a basic lending arrangement. Where the contractual terms introduce exposure to risk or volatility that are inconsistent with a basic lending arrangement, the related financial asset is classified and measured at FVTPL.

Amortized cost and effective interest method

The effective interest method is a method of calculating the amortized cost of a financial asset and of allocating interest income over the relevant period.

For financial instruments other than purchased or originated credit-impaired (POCI) financial assets, the effective interest rate is the rate that exactly discounts estimated future cash receipts (including all fees and points paid or received that form an integral part of the effective interest rate, transaction costs and other premiums or discounts) excluding expected credit losses, through the expected life of the debt instrument, or, where appropriate, a shorter period, to the gross carrying amount of the debt instrument on initial recognition.

The amortized cost of a financial asset is the amount at which the financial asset is measured at initial recognition minus the principal repayments, plus the cumulative amortization using the effective interest method of any difference between that initial amount and the maturity amount, adjusted for any loss allowance. On the other hand, the gross carrying amount of a financial asset is the amortized cost of a financial asset before adjusting for any loss allowance.

Interest income is recognized using the effective interest method for debt instruments measured subsequently at amortized cost. For financial instruments other than POCI financial assets, interest income is calculated by applying the effective interest rate to the gross carrying amount of a financial asset, except for financial assets that have subsequently become credit-impaired. For financial assets that have subsequently become credit-impaired, interest income is recognized by applying the effective interest rate to the amortized cost of the financial asset. If, in subsequent reporting periods, the credit risk on the credit-impaired financial instrument improves so that the financial asset is no longer credit-impaired, interest income is recognized by applying the effective interest rate to the gross carrying amount of the financial asset.

Equity instruments

Equity instruments are instruments that meet the definition of equity from the issuer's perspective, that is, instruments that do not contain a contractual obligation to pay and that evidence a residual interest in the issuer's net assets.

The Company subsequently measures all equity investments at FVTPL, except where the Company's management has elected, at initial recognition, to irrevocably designate an equity instrument at FVTOCI. The Company's policy is to designate equity investments as FVTOCI when those investments are held for the purposes other than to generate investment returns. When the election is used, fair value gains and losses are recognized in other comprehensive income and are not subsequently reclassified to profit or loss, including disposal. Impairment losses (and reversal of impairment losses) are not reported separately from other changes in fair value. Dividends, when representing a return on such investments, continue to be recognized in profit or loss as other income when the Company's right to receive payment is established.

Changes in the fair value of financial assets at FVTPL are recognized in net realized gains (losses) on investments in the statement of comprehensive income as applicable. Impairment losses (and reversal of impairment losses) on equity investments measured at FVTOCI are not reported separately from other changes in fair value.

As at March 31, 2023 and December 31, 2022, the Company does not have financial assets at FVTOCI.

Impairment of financial assets

The Company recognizes a loss allowance for ECL on investments in debt instruments that are measured at amortized cost. The amount of ECL is updated at each reporting date to reflect changes in credit risk since initial recognition of the respective financial instrument.

With the exception of POCI financial assets, ECLs are required to be measured through a loss allowance at an amount equal to:

- 12-month ECL, i.e. lifetime ECL that result from those default events on the financial instrument that are possible within 12 months after the reporting date, (referred to as Stage 1); or

- full lifetime ECL, i.e. lifetime ECL that result from all possible default events over the life of the financial instrument, (referred to as Stage 2 and Stage 3).

A loss allowance for full lifetime ECL is required for a financial instrument if the credit risk on that financial instrument has increased significantly since initial recognition. For all other financial instruments, ECLs are measured at an amount equal to the 12-month ECL.

ECLs are a probability-weighted estimate of the present value of credit losses. These are measured as the present value of the difference between the cash flows due to the Company under the contract and the cash flows that the Company expects to receive arising from the weighting of multiple future economic scenarios, discounted at the asset's effective interest rate.

The Company measures ECL on an individual basis, or on a collective basis for portfolios of loans that share similar economic risk characteristics. The measurement of the loss allowance is based on the present value of the asset's expected cash flows using the asset's original effective interest rate, regardless of whether it is measured on an individual basis or a collective basis.

The Company recognizes lifetime ECL when there has been a significant increase in credit risk since initial recognition. If, on the other hand, the credit risk on the financial instrument has not increased significantly since initial recognition, the Company measures the loss allowance for that financial instrument at an amount equal to 12 month ECL. The assessment of whether lifetime ECL should be recognized is based on significant increases in the likelihood or risk of a default occurring since initial recognition instead of on evidence of a financial asset being credit-impaired at the reporting date or an actual default occurring.

Lifetime ECL represents the ECL that will result from all possible default events over the expected life of a financial instrument. In contrast, 12 month ECL represents the portion of lifetime ECL that is expected to result from default events on a financial instrument that are possible within 12 months after the reporting date.

Significant increase in credit risk

The Company monitors all financial assets that are subject to the impairment requirements to assess whether there has been a significant increase in credit risk since initial recognition. If there has been a significant increase in credit risk the Company will measure the loss allowance based on lifetime rather than 12-month ECL.

In assessing whether the credit risk on a financial instrument has increased significantly since initial recognition, the Company compares the risk of a default occurring on the financial instrument at the reporting date based on the remaining maturity of the instrument with the risk of a default occurring that was anticipated for the remaining maturity at the current reporting date when the financial instrument was first recognized. In making this assessment, the Company considers both quantitative and qualitative information that is reasonable and supportable, including historical experience and forward-looking information that is available without undue cost or effort.

Forward-looking information considered includes the future prospects of the industries in which the Company's debtors operate, obtained from economic expert reports, financial analysts, governmental bodies, relevant think-tanks and other similar organizations, as well as consideration of various external sources of actual and forecast economic information that relate to the Company's core operations.

In particular, the following information is taken into account when assessing whether credit risk has increased significantly since initial recognition:

- an actual or expected significant deterioration in the financial instrument's external (if available) or internal credit rating;
- significant deterioration in external market indicators of credit risk for a particular financial instrument (e.g. a significant increase in the credit spread, the credit default swap prices for the debtor, or the length of time or the extent to which the fair value of a financial asset has been less than its amortized cost);
- existing or forecast adverse changes in business, financial or economic conditions that are expected to cause a significant decrease in the debtor's ability to meet its debt obligations;
- an actual or expected significant deterioration in the operating results of the debtor;
- significant increases in credit risk on other financial instruments of the same debtor;

- an actual or expected significant adverse change in the regulatory, economic, or technological environment of the debtor that results in a significant decrease in the debtor's ability to meet its debt obligations.

Irrespective of the outcome of the above assessment, the Company presumes that the credit risk on a financial asset has increased significantly since initial recognition when contractual payments are more than 30 days past due, unless the Company has reasonable and supportable information that demonstrates otherwise.

Despite the foregoing, the Company assumes that the credit risk on a financial instrument has not increased significantly since initial recognition if the financial instrument is determined to have low credit risk at the reporting date.

A financial instrument is determined to have low credit risk if:

- it has a low risk of default;
- the borrower is considered, in the short term, to have a strong capacity to meet its obligations; and
- the Company expects, in the longer term, that adverse changes in economic and business conditions might, but will not necessarily, reduce the ability of the borrower to fulfill its obligations.

The Company considers a financial asset to have low credit risk when the asset has external credit rating of 'investment grade' in accordance with the globally understood definition or if an external rating is not available, the asset has an internal rating of 'performing'. Performing means that the counterparty has a strong financial position and there is no past due amounts.

The Company regularly monitors the effectiveness of the criteria used to identify whether there has been a significant increase in credit risk and revises them as appropriate to ensure that the criteria are capable of identifying significant increase in credit risk before the amount becomes past due.

Default

Critical to the determination of ECL is the definition of default. The definition of default is used in measuring the amount of ECL and in the determination of whether the loss allowance is based on 12-month or lifetime ECL, as default is a component of the probability of default (PD) which affects both the measurement of ECLs and the identification of a significant increase in credit risk.

The Company considers the following as constituting an event of default:

- the borrower is past due more than 1 day on any material credit obligation to the Company; or
- the borrower is unlikely to pay its credit obligations to the Company in full.

When assessing if the borrower is unlikely to pay its credit obligation, the Company takes into account both qualitative and quantitative indicators. The information assessed depends on the type of the asset, for example in corporate lending a qualitative indicator used is the breach of covenants, which is not relevant for retail lending. Quantitative indicators, such as overdue status and non-payment on another obligation of the same counterparty are key inputs in this analysis. The Company uses a variety of sources of information to assess default which are either developed internally or obtained from external sources.

Credit-impaired financial assets

A financial asset is credit-impaired when one or more events that have a detrimental impact on the estimated future cash flows of the financial asset have occurred. Evidence of credit-impairment includes observable data about the following events:

- significant financial difficulty of the borrower or issuer;
- a breach of contract such as a default or past due event;
- the lender of the borrower, for economic or contractual reasons relating to the borrower's financial difficulty, having granted to the borrower a concession that the lender would not otherwise consider;
- it is becoming probable that the borrower will enter bankruptcy or other financial reorganization;

- the disappearance of an active market for a security because of financial difficulties; or
- the purchase of a financial asset at a deep discount that reflects the incurred credit losses.

It may not be possible to identify a single discrete event—instead, the combined effect of several events may have caused financial assets to become credit-impaired. The Company assesses whether debt instruments that are financial assets measured at amortized cost or FVTOCI are credit-impaired at each reporting date. To assess if debt instruments are credit impaired, the Company considers factors such as bond yields, credit ratings and the ability of the borrower to raise funding.

Write-off

The Company writes off a financial asset when there is information indicating that the debtor is in severe financial difficulty and there is no realistic prospect of recovery, such as when the debtor has been placed under liquidation or has entered into bankruptcy proceedings, or in the case of trade receivables, when the amounts are over two years past due, whichever occurs sooner.

Financial assets written off may still be subject to enforcement activities under the Company's recovery procedures, taking into account legal advice where appropriate. Any recoveries made are recognized in profit or loss.

Measurement and recognition of expected credit losses

The measurement of ECL is a function of the probability of default, loss given default (i.e. the magnitude of the loss if there is a default) and the exposure at default. The assessment of the probability of default and loss given default is based on historical data adjusted by forward-looking information.

As for the exposure at default, for financial assets, this is represented by the assets' gross carrying amount at the reporting date, the Company's understanding of the specific future financing needs of the debtors, and other relevant forward-looking information.

For financial assets, the ECL is estimated as the difference between all contractual cash flows that are due to the Company in accordance with the contract and all the cash flows that the Company expects to receive, discounted at the original effective interest rate.

If the Company has measured the loss allowance for a financial instrument at an amount equal to lifetime ECL in the previous reporting period, but determines at the current reporting date that the conditions for lifetime ECL are no longer met, the Company measures the loss allowance at an amount equal to 12-month ECL at the current reporting date, except for assets for which simplified approach was used.

The Company recognizes an impairment gain or loss in profit or loss for all financial instruments with a corresponding adjustment to their carrying amount through a loss allowance account, except for investments in debt instruments that are measured at FVTOCI, for which the loss allowance is recognized in other comprehensive income and accumulated in the investment revaluation reserve, and does not reduce the carrying amount of the financial asset in the statement of financial position.

Presentation of allowance for ECL in the statement of financial position

Loss allowances for ECL are presented in the statement of financial position as a deduction from the gross carrying amount of the assets.

Derecognition

The Company derecognizes a financial asset only when the contractual rights to the asset's cash flows expire or when the financial asset and substantially all the risks and rewards of ownership of the asset are transferred to another entity. If the Company neither transfers nor retains substantially all the risks and rewards of ownership and continues to control the transferred asset, the Company recognizes its retained interest in the asset and an associated liability for amounts it may have to pay. If the Company retains substantially all the risks and rewards of ownership of a transferred financial asset, the Company continues to recognize the financial asset and also recognizes a collateralized borrowing for the proceeds received.

On derecognition of a financial asset in its entirety, the difference between the asset's carrying amount and the sum of the consideration received and receivable and the cumulative gain/loss that had been

recognized in OCI and accumulated in equity is recognized in profit or loss, with the exception of equity investment designated as measured at FVTOCI, where the cumulative gain/loss previously recognized in OCI is not subsequently reclassified to profit or loss.

Financial Liabilities and Equity Instruments

Classification as debt or equity

Debt and equity instruments are classified as either financial liabilities or as equity in accordance with the substance of the contractual arrangements and the definitions of a financial liability and an equity instrument.

Financial Liabilities

All financial liabilities are measured subsequently at amortized cost using the effective interest method or at FVTPL. Financial liabilities are classified as either financial liabilities 'at FVTPL' or 'other financial liabilities'.

Financial liabilities at FVTPL

Financial liabilities are classified as at FVTPL when the financial liability is (i) held-for- trading, or (ii) it is designated as at FVTPL.

A financial liability is classified as held-for-trading if:

- it has been incurred principally for the purpose of repurchasing it in the near term; or
- on initial recognition it is part of a portfolio of identified financial instruments that the Company manages together and has a recent actual pattern of short-term profit- taking; or
- it is a derivative that is not designated and effective as a hedging instrument.

Financial liabilities at FVTPL are measured at fair value, with any gains/losses arising on remeasurement recognized in profit or loss to the extent that they are not part of a designated hedging relationship. The net gain/loss recognized in profit or loss incorporates any interest paid on the financial liability and is included in profit or loss.

However, for financial liabilities that are designated as at FVTPL, the amount of change in the fair value of the financial liability that is attributable to changes in the credit risk of that liability is recognized in OCI, unless the recognition of the effects of changes in the liability's credit risk in OCI would create or enlarge an accounting mismatch in profit or loss. The remaining amount of change in the fair value of liability is recognized in profit or loss. Changes in fair value attributable to a financial liability's credit risk that are recognized in OCI are not subsequently reclassified to profit or loss; instead, they are transferred to retained earnings upon derecognition of the financial liability.

In making the determination of whether recognizing changes in the liability's credit risk in OCI will create or enlarge an accounting mismatch in profit or loss, the Company assesses whether it expects that the effects of changes in the liability's credit risk will be offset in profit or loss by a change in the fair value of another financial instrument measured at FVTPL. This determination is made at initial recognition.

Since the company does not have financial liabilities classified at FVTPL, all financial liabilities are subsequently measured at amortized cost.

Financial liabilities measured subsequently at amortized cost

Financial liabilities that are not (i) contingent consideration of an acquirer in a business combination, (ii) held-for-trading, or (iii) designated as at FVTPL, are measured subsequently at amortized cost using the effective interest method.

The effective interest method is a method of calculating the amortized cost of a financial liability and of allocating interest expense over the relevant period. The effective interest rate is the rate that exactly discounts estimated future cash payments (including all fees and points paid or received that form an integral part of the effective interest rate, transaction costs and other premiums or discounts) through

the expected life of the financial liability, or (where appropriate) a shorter period, to the amortized cost of a financial liability.

The Company's financial liabilities classified under this category include accrued expenses, due to brokers and other payables and payable to fund manager.

Offsetting financial instruments

Financial assets and liabilities are offset and the net amount reported in the statements of financial position when there is a legally enforceable right to offset the recognized amounts and there is an intention to settle on a net basis or realize the asset and settle the liability simultaneously.

A right to offset must be available today rather than being contingent on a future event and must be exercisable by any of the counterparties, both in the normal course of business and in the event of default, insolvency or bankruptcy.

Derecognition of financial liabilities

The Company derecognizes financial liabilities when, and only when, the Company's obligations are discharged, cancelled or have expired. The difference between the carrying amount of the financial liability derecognized and the consideration paid and payable is recognized in profit or loss.

Equity instruments

An equity instrument is any contract that evidences a residual interest in the assets of the Company after deducting all of its liabilities. Equity instruments issued by the Company are recognized at the proceeds received, net of direct issue costs.

Share capital

Share capital consisting of ordinary shares is classified as equity. Incremental costs directly attributable to the issue of new shares or options are shown in equity as a deduction from the proceeds, net of tax. Any excess of proceeds from issuance of shares over its par value is recognized as additional paid-in capital.

Retained earnings

Retained earnings represent accumulated profit attributable to equity holders of the Company after deducting dividends declared. Retained earnings may also include effect of changes in accounting policy as may be required by the standard's transitional provisions.

Repurchase, disposal and reissuance of share capital (treasury shares)

When share capital recognized as equity is repurchased, the amount of the consideration paid, which includes directly attributable cost, net of any tax effects, is recognized as a reduction from equity. Repurchased shares are classified as treasury shares and are presented in the reserve for own share account. When treasury shares are sold or reissued subsequently, the amount received is recognized as increase in equity, and the resulting surplus or deficit on the transaction is presented as additional paid-in capital.

Deposits for future stock subscriptions

Deposits for future stock subscriptions are recorded at historical cost. According to Financial Reporting Bulletin (FRB) No. 6 as issued by SEC, these are classified as equity when all of the following criteria are met:

- the unissued authorized capital stock of the entity is insufficient to cover the amount of shares indicated in the contract;
- there is Board of Directors' approval on the proposed increase in authorized capital stock (for which a deposit was received by the Company);
- there is stockholders' approval of said proposed increase; and
- the application for the approval of the proposed increase has been presented for filing of has been filed with the SEC.

Deposits for future stock subscriptions are classified as liability, when the above criteria are not met.

Prepayments

Prepayments represent expenses not yet incurred but already paid in cash. Prepayments are initially recorded as assets and measured at the amount of cash paid. Subsequently, these are charged to profit or loss as these are consumed in operations or expire with the passage of time.

Prepayments are classified in the statements of financial position as current asset when the cost of services related to the prepayments are expected to be incurred within one (1) year or the Company's normal operating cycle, whichever is longer. Otherwise, prepayments are classified as non-current assets.

Contingent Liabilities and Assets

Contingent liabilities and assets are not recognized because their existence will be confirmed only by the occurrence or non-occurrence of one or more uncertain future events not wholly within the control of the entity.

Contingent liabilities are disclosed, unless the possibility of an outflow of resources embodying economic benefits is remote.

Contingent assets are not recognized, but are disclosed only when an inflow of economic benefits is probable. When the realization of income is virtually certain, asset should be recognized.

Revenue Recognition

Income is recognized to the extent that it is probable that the economic benefits will flow to the Company and the revenue can be measured reliably. Income is measured at the fair value of the consideration received or receivable and represents amounts receivable for services provided in the normal course of business.

Transaction price

The Company considers the terms of the contract and its customary business practices to determine the transaction price. The transaction price is the amount of consideration to which the Company expects to be entitled in exchange for transferring promised goods or services to a customer, excluding amounts collected on behalf of third parties.

Dividend income

Dividend income from investments is recognized when the shareholders' rights to receive payments have been established, usually at ex-dividend rate, provided that it is probable that the economic benefits will flow to the Company and the amount of income can be measured reliably.

Interest income

Interest income from a financial asset is recognized when it is probable that the economic benefits will flow to the Company and the amount of income can be measured reliably. Interest income is accrued on a time proportion basis, by reference to the principal outstanding and at the effective interest rate applicable, which is the rate that exactly discounts estimated future cash receipts through the expected life of the financial asset to that asset's net carrying amount.

Realized gains or losses

Gains or losses arising on the disposal of investments are determined as the difference between the sales proceeds and the carrying amount of the investments and is recognized in profit or loss.

Fair value gains or losses

Gains or losses arising from changes in fair values of investments are disclosed under the policy on financial assets.

Other income

Other income is income generated outside the normal course of business and is recognized when it is probable that the economic benefits will flow to the Company and it can be measured reliably.

Expense Recognition

Expenses are recognized in profit or loss when a decrease in future economic benefit related to a decrease in an asset or an increase in a liability has arisen that can be measured reliably. Expenses are recognized in profit or loss on the basis of: (i) a direct association between the costs incurred and the earning of specific items of income; (ii) systematic and rational allocation procedures when economic benefits are expected to arise over several accounting periods and the association with income can only be broadly or indirectly determined; or, (iii) immediately when an expenditure produces no future economic benefits or when, and to the extent that, future economic benefits do not qualify, or cease to qualify, for recognition in the statements of financial position as an asset.

Expenses in the statements of comprehensive income are presented using the function of expense method. Investment expenses are transaction costs incurred in the purchase and sale of investments. Operating expenses are costs attributable to administrative and other business expenses of the Company including management fees and custodianship fees.

Fair Value

Fair value is the price that would be received to sell an asset or paid to transfer a liability in an orderly transaction between market participants at the measurement date, regardless of whether that price is directly observable or estimated using another valuation technique. In estimating the fair value of an asset or a liability, the Company takes into account the characteristics of the asset or liability if market participants would take those characteristics into account when pricing the asset or liability at the measurement date. Fair value for measurement and/or disclosure purposes in these financial statements is determined on such basis.

In addition, for financial reporting purposes, fair value measurements are categorized into Levels 1, 2 or 3 based on the degree to which the inputs to the fair value measurements are observable and the significance of the inputs to the fair value measurement in its entirety, which are described as follows:

- Level 1 inputs are quoted prices (unadjusted) in active markets for identical assets or liabilities that the entity can access at the measurement date;
- Level 2 inputs are inputs, other than quoted prices included within Level 1, that are observable for the asset or liability, either directly or indirectly; and
- Level 3 inputs are unobservable inputs for the asset or liability.

Related Party Transactions

A related party transaction is a transfer of resources, services or obligations between the Company and a related party, regardless of whether a price is charged.

Parties are considered related if one party has control, joint control, or significant influence over the other party in making financial and operating decisions. An entity that is a post-employment benefit plan for the employees of the Company and the key management personnel of the Company are also considered to be related parties.

Taxation

Income tax expense represents the sum of the current tax, final tax and deferred tax expense.

Current tax

The current tax expense is based on taxable profit for the year. Taxable profit differs from net profit as reported in the statements of comprehensive income because it excludes items of income or expense that are taxable or deductible in other years and it further excludes items that are never taxable or deductible. The Company's current tax expense is calculated using 25% regular corporate income tax (RCIT) rate or 1% minimum corporate income tax (MCIT) rate whichever is higher.

Final tax

Final tax expense represents final taxes withheld on interest income from cash in banks.

Deferred tax

Deferred tax is recognized on temporary differences between the carrying amounts of assets and liabilities in the financial statements and the corresponding tax bases used in the computation of taxable profit. Deferred tax liabilities are generally recognized for all taxable temporary differences. Deferred tax assets are generally recognized for all deductible temporary differences to the extent that it is probable that taxable profits will be available against which those deductible temporary differences can be utilized. Such deferred tax assets and liabilities are not recognized if the temporary difference arises from the initial recognition (other than in a business combination) of assets and liabilities in a transaction that affects neither the taxable profit nor the accounting profit.

The carrying amount of deferred tax assets is reviewed at the end of each reporting period and reduced to the extent that it is no longer probable that sufficient taxable profits will be available to allow all or part of the asset to be recovered.

Deferred tax assets and liabilities are measured at the tax rates that are expected to apply in the period in which the liability is settled or the asset realized, based on tax rates (and tax laws) that have been enacted or substantively enacted by the end of the reporting period.

Deferred tax assets and liabilities are offset when there is a legally enforceable right to offset current tax assets against current tax liabilities and these relate to income taxes levied by the same taxation authority and the Company intends to settle its current tax assets and liabilities on a net basis.

Current and deferred taxes for the year

Current and deferred taxes are recognized in profit or loss, except when they relate to items that are recognized in OCI or directly in equity, in which case, the current and deferred taxes are also recognized in OCI or directly in equity, respectively.

Earnings (Loss) per Share

The Company computes its basic earnings per share by dividing profit or loss for the year attributable to ordinary equity holders of the Company by the weighted average number of ordinary shares outstanding during the period.

For the purpose of calculating diluted earnings (loss) per share, profit or loss for the year attributable to ordinary equity holders of the Company and the weighted average number of shares outstanding are adjusted for the effects of deposits for future stock subscriptions which are dilutive potential ordinary shares.

Net Asset Value per Share (NAVPS)

The Company computes its NAVPS by dividing the total net asset value as at the end of the reporting period by the number of issued and outstanding shares and shares to be issued on deposits for future stock subscriptions.

Events After the Reporting Period

The Company identifies events after the end of the reporting period as those events, both favorable and unfavorable, that occur between the end of the reporting period and the date when the financial statements are authorized for issue. The financial statements of the Company are adjusted to reflect those events that provide evidence of conditions that existed at the end of the reporting period. Non-adjusting events after the end of the reporting period are disclosed in the notes to the financial statements when material.

4. CASH IN BANKS

	March 2023	December 2022
Cash in banks	P 78,839,313	P 113,089,811

5. **FINANCIAL ASSETS AT FAIR VALUE THROUGH PROFIT OR LOSS**

	March 2023	December 2022
Investments in listed equity securities	P 11,906,046,473	P 11,783,870,319

Net losses on investments recognized in profit or loss arising from financial assets at FVPL are as follows:

	March 2023	December 2022
Net realized losses on investments	(P 96,806,656)	(P274,375,518)
Net unrealized losses on investments	(33,841,730)	(650,340,585)
	(P 130,648,386)	(P 924,716,103)

The movements in the financial assets at FVTPL are summarized as follows:

	March 2023	December 2022
Beginning balance	P 11,783,870,319	P11,734,282,304
Additions	1,126,417,501	2,552,723,540
Disposal	(1,036,569,496)	(1,852,794,940)
Unrealized losses	32,328,149	(650,340,585)
Ending balance	P 11,906,046,473	P11,783,870,319

6. **DIVIDENDS RECEIVABLE**

	March 2023	December 2022
Dividends Receivable	P 21,188,385	P 3,511,917

7. **OTHER CURRENT ASSETS**

	March 2023	December 2022
Prepaid Expense	P 168,653	P -
Prepaid Tax	102	102
	P 168,755	P 102

8. **ACCRUED EXPENSES AND OTHER PAYABLES**

	March 2023	December 2022
Due to investors	P 10,813,185	P 20,996,158
Filing and registration fees payable	12,399,576	12,399,576
Withholding taxes and documentary stamp taxes	1,191,011	1,117,023
Custodianship fees	267,844	197,360
Professional fees	241,053	277,670
Others	982,816	729,559
	P 25,702,185	P 35,717,346

Due to investors account pertains to amounts payable to investors for the redemption of their investments processed on or before the reporting period, which are usually paid four (4) days after the transaction date.

Filing and registration fees payable pertains to the amount payable to SEC in relation with the Company's authorized capital stock increase application. There were no additional accrued filing and registration fees as at March 31, 2023 and December 31, 2022..

Other payables are non-interest bearing and are normally settled within one year.

9. DUE FROM/TO BROKERS

Due from brokers account refers to amounts receivable from brokers arising from the sale of investments processed on or before the reporting period, which are settled three days after the transaction date.

Due from brokers amounted to P60,798,630 and nil as at March 31, 2023 and December 31, 2022, respectively.

Due to brokers account pertains to amounts payable to brokers for the purchase of investments processed on or before the reporting period, which are settled three days after the transaction date.

Due to brokers amounted to P 73,621,576 and P28,703,390 as at March 31, 2023 and December 31, 2022, respectively.

10. RELATED PARTY TRANSACTIONS

In the normal course of business, the Company transacts with entities which are considered related parties under PAS 24, *Related Party Disclosures*.

The details of transaction with related parties and the amounts paid or payable are set out below:

Nature of Transaction	Transactions as of end of the Quarter	Outstanding Balances		Terms	Condition
	Q1 2023	Q1 2023	December 2022		
SLAMCI – Fund Manager Management Distribution and Transfer fees	P 38,740,146	P 12,892,271	P 12,568,325	1.15% of average daily net assets; settled in cash on or before the 15th day of the following month	Unsecured; Unguaranteed; non - interest bearing; to be settled in cash
Key Management Personnel					
Directors' Fees	P 64,114	P -	P -	Non-interest bearing; Payable on demand; Settled in cash	Unsecured; Unguaranteed

11. EQUITY

	2023		
	Shares		Amount
Authorized:			
At P0.01 par value	4,000,000,000	P	40,000,000
Fully paid at March 31	3,999,999,196	P	39,999,992
Treasury shares:			
At January 1	16,679,406	P	14,219,357
Acquisitions	(62,277,635)		(54,676,635)
Reissuance	46,287,047		40,786,723
At March 31	688,818	P	329,445
Deposits for future stock subscriptions:			
At January 1	9,895,860,183	P	9,288,325,129
Receipts	1,022,710,534		901,667,501
Redemptions	(892,018,803)		(800,529,814)
At March 31	10,026,551,914	P	9,389,462,816

Fully paid ordinary shares with a par value of P0.01, carry one vote per share and a right to dividends.

Incorporation

The Company was incorporated on December 23, 2014 with 400,000,000 authorized shares at an initial par value of P0.01 per share. The SEC subsequently approved the registration on April 28, 2015.

Approved changes

On February 13, 2015, the shareholders approved the blanket increase of the Company's authorized share capital up to 100,000,000,000 shares with a par value of P0.01 per share. The increase will be implemented by the Chairman of the Board of Directors and President of SLAMCI acting jointly in tranches.

On July 3, 2015, the Board of Directors approved the first tranche of share capital increase by 1,500,000,000 shares (from 400,000,000 shares to 1,900,000,000 shares both with par value of P0.01 per share). The SEC approved the increase on October 8, 2015 and the registration statements on September 22, 2016.

On November 7, 2016, the Board of Directors approved the second tranche of share capital increase by 2,100,000,000 shares (from 1,900,000,000 shares to 4,000,000,000 shares both with par value of P0.01 per share).

In September 2017, the Company paid SEC fees amounting to P1,208,753 for the increase of 2,100,000,000 shares. The SEC approved the increase on February 5, 2018 and the registration statements on September 13, 2019.

Pending application for 6,000,000,000 additional shares

On December 11, 2017, the Chairman of the Board of Directors of the Company and the President of SLAMCI, jointly approved the third tranche of increase in authorized share capital stock of the Company by sixty million pesos (P60,000,000) divided into six billion shares (6,000,000,000) at the par value of Php0.01 per share.

On December 29, 2017, the application for 6,000,000,000 increase in authorized share capital was filed with the SEC.

In October 2019, the Company received comments from the SEC in relation to the 6,000,000,000 shares increase.

In 2020, the Company engaged P&A Grant Thornton (P&A) to render its professional services in providing assistance to the Company in submission of documents as required by the SEC for the approval of 6,000,000,000 additional shares.

On May 25, 2021, the Company filed with the SEC the soft copy of requirements related to 6,000,000,000 shares increase and the original documents were received by the SEC on June 2, 2021.

On September 6, 2021, the Company filed a letter of follow-up to SEC - Financial Analysis and Audit Division (FAAD) for the status of all pending ACS increase applications.

On September 7, 2021, the Company received the checklist of requirements and comments from SEC-FAAD.

On October 20, 2021, original documents were transmitted by the Company to P&A for submission to SEC.

On November 8, 2021, the Company received an updated checklist of requirements and comments from SEC-FAAD.

On December 23, 2021, the Company through P&A electronically submitted the requested documents to SEC awaiting further comments.

On January 18, 2022, SEC-CRMD acknowledged the receipt of documents. SEC-CGFD requested that the Company submit the latest amended Articles of Incorporation (AOI) and By-Laws (BL) for the processing of clearance.

On January 21, 2022, P&A electronically submitted the requested documents to SEC-CGFD.

On February 7, 2022, the Company was advised by P&A that SEC-CRMD sent an updated list of documents for submission using December 2021 figures.

On June 24, 2022, P&A filed electronically to SEC-CRMD the requested documents with updated figures.

In June 2022, the Company and P&A was in close coordination to SEC-CGFD with regards to the status of requested documents.

On June 13, 2022, re-sent the proof of filing of 2019 GIS and the copy of sample Undertaking to the CGFD team since no email acknowledgment was received from them. This is in response to SEC-CGFD comment dated 19April 2022.

On June 15, 2022, received email from SEC-CGFD acknowledging the receipt of reportorial requirements and they confirm that these reports were timely filed with the Commission. They confirmed that the sample Undertaking executed for Sun Life Prosperity Dollar Starter Fund, Inc. may be used as reference in drafting the Applicant's Undertaking to file its amended AOI and BL, provided that the relevant details are indicated therein (e.g., details of specific application for increase in ACS covered by the Undertaking and the date of Comments List/s being complied with). They requested to submit the undertaking for their review.

On June 30, 2022, submitted the draft undertaking to SEC-CGFD for their review.

On October 07, 2022, SEC-CGFD informed that Article SEVENTH of the said revised proposed AOI already covers the latest proposed increase in authorized share capital and that the Company is requested to submit the duly signed and notarized Undertaking (draft sent to us last 30 June 2022) for further evaluation.

On September 09, 2022, the Company filed an application for amendment of the Articles of Incorporation and By-Laws to comply with SEC-CGFD 19 April 2022 list of comments.

On November 16, 2022, P&A received list of comments from SEC CGFD (letter dated November 14, 2022) on the ACS increase application and amendment of AOI and BL in compliance with April 29, 2022 List of comments.

Pending application for 7,000,000,000 additional shares

On January 14, 2020, the Chairman of the Board of Directors of the Company and the President of SLAMCI, jointly approved the fourth tranche of increase in authorized share capital of the Company by seventy million pesos (P70,000,000) divided into seven billion shares (7,000,000,000) at the par value of Php0.01 per share.

On December 29, 2020, the application for 7,000,000,000 increase in authorized share capital was electronically filed with the SEC.

On February 4, 2021, the original copies of the documentary requirements were transmitted to SEC.

On June 13, 2022, re-sent the proof of filing of 2019 GIS and the copy of sample Undertaking to the CGFD team since no email acknowledgment was received from them. This is in response to SEC-CGFD comment dated April 19, 2022.

On June 15, 2022, received email from SEC-CGFD acknowledging the receipt of reportorial requirements and they confirm that these reports were timely filed with the Commission. They confirmed that the sample Undertaking executed for Sun Life Prosperity Dollar Starter Fund, Inc. may be used as reference in drafting the Applicant's Undertaking to file its amended AOI and BL, provided that the relevant details are indicated therein (e.g., details of specific application for increase in authorized share capital covered by the Undertaking and the date of Comments List/s being complied with). They requested to submit the undertaking for their review.

On June 30, 2022, submitted the draft undertaking to SEC-CGFD for their review.

On October 07, 2022, SEC-CGFD informed that Article SEVENTH of the said revised proposed AOI already covers the latest proposed increase in authorized share capital and that the Company is requested to submit the duly signed and notarized Undertaking (draft sent to us last June 30, 2022) for further evaluation.

On September 09, 2022, the Company filed an application for amendment of the Articles of Incorporation and By-Laws to comply with SEC-CGFD April 19, 2022 list of comments

On November 16, 2022, P&A received list of comments from SEC CGFD (letter dated November 14, 2022) on the authorized share capital increase application and amendment of AOI and BL in compliance with 19 April 2022 List of comments.

Current state

As at March 31, 2023, the Company has 3,999,310,378 issued and outstanding shares out of the 4,000,000,000 ACS with a par value of P0.01 per share.

DFFS received in cash amounting to P 9,389,462,816 and P 9,288,325,129 as at March 31, 2023 and December 31, 2022, respectively, were classified as equity since the Company has met all of the conditions required for such recognition in accordance to Financial Reporting Bulletin (FRB) No. 6 as amended on May 11, 2017.

On January 6, 2022, the SEC's Commission en Banc, issued Financial Reporting Bulletin (FRB) No. 6 - Deposit For Future Stock Subscription (DFFS) which imposed the prohibition on Investment Companies to accept DFFS.

On March 14, 2022, Management filed a Request for Exemptive Relief from the amended FRB No. 6 with the SEC. Consequently, the Commission en Banc in its meeting held on 28 April 2022 approved said request to temporarily allow the acceptance of DFFS during the pendency of the applications for increase of authorized capital stock of the Company, subject to compliance with the following conditions:

- a) That the Company will only temporarily accept DFFS up to the maximum number of shares covered by the respective pending applications for increase of authorized capital stock:

<u>Name of Fund</u>	<u>Period</u>	<u>Total ACS Increase</u>
Sun Life Prosperity Philippine Stock Index Fund, Inc.	As of December 29, 2020	13 Billion

- b) To expedite the subsequent securities registration process, the Company shall likewise be required to submit, within thirty (30) days from receipt of the letter granting its herein request, the corresponding SEC Form 12-1-ICA for the registration of additional registration of shares covered by the abovementioned ACS applications pursuant to ICA and SRC for concurrent processing, approval of which shall be made subject to the approval of the increase; and

- c) That no DFFS shall be accepted beyond the number of shares mentioned in item (a).

The following table shows the number of institutional and retail investors and the percentage of their investments, and the geographic concentration of investments as of March 31, 2023.

% Ownership of Institutional Investors	% Ownership of Retail Investors
40.59%	59.41%

Area	Percentage of Investments
LUZON	95%
VISAYAS	4%
MINDANAO	1%
TOTAL	100%

12. ADDITIONAL PAID-IN CAPITAL

	<u>March 2023</u>	<u>December 2022</u>
APIC	P 4,093,995,864	P 4,076,568,510

13. NET ASSET VALUE PER SHARE

	<u>March 2023</u>	<u>December 2022</u>
Total equity	P 11,954,825,524	P 11,823,483,088
Outstanding shares	14,025,862,292	13,879,179,973
NAVPS	P 0.8523	P 0.8519

Net Asset Value Calculation

The net asset value shall be calculated by adding:

- The aggregate market value of the portfolio securities and other assets;
- The cash on hand;
- Any dividends on stock trading ex-dividend; and
- Any accrued interest on portfolio securities,

And subtracting:

- Taxes and other charges against the fund not previously deducted;
- Liabilities
- Accrued expenses and fees; and
- Cash held for distribution to investors of the fund on a prior date.

Price Determination of the Assets of the Investment Company

The value of the assets of the Investment Company shall be determined based on the following:

- a. If quoted in an organized market, based on official closing price or last known transacted price;
- b. If unquoted or quoted investments where the transacted prices are not represented or not available to the market, based on fair value; Provided further that in determining the fair value of investments, the Fund Manager shall, with due care and good faith:
- c. Have reference to the price that the Investment Company would reasonably expect to receive upon the sale of the investment at the time the fair value is determined;
- d. Document the basis and approach for determining the fair value.

Below table shows the investment company return information of the Fund in the last five (5) recently completed fiscal years as at March 31, 2023:

	Yields	NAVPS	NAVPS Date
Year on year yield (1-year)	-8.5221%	0.9317	March 31, 2022
3 Year - Simple	23.8448%	0.6882	March 31, 2020
5 Year - Simple	-16.5230%	1.0210	March 28, 2018

14. INTEREST INCOME

	March 2023	March 2022
Cash in banks	P 463,489	P 77,646

15. EARNINGS (LOSS) PER SHARE

The calculation of the earnings loss per share for the quarter is based on the following data:

	March 2023	March 2022
Total comprehensive income (loss) for the period	(P 1,112,517)	P 187,189,552
Weighted average number of shares: Issued and outstanding	3,988,117,573	3,998,407,080
Basic earnings (loss) per share	(P 0.000)	P 0.047

16. FAIR VALUE OF FINANCIAL INSTRUMENTS

Assets and liabilities measured at fair value on a recurring basis

The following table provides an analysis of the financial instruments that are measured subsequent to initial recognition at fair value grouped into levels 1 to 3 based on the degree to which the inputs to fair value are observable.

	Note	Level 1	Level 2	Total
March 31, 2023				
Investment in listed equity securities	5	P 11,906,046,473	P-	P 11,906,046,473
December 31, 2022				
Investment in listed equity securities	5	P 11,783,870,319	P-	P 11,783,870,319

Listed equity securities are valued at quoted prices readily available in the Philippine Stock Exchange as at reporting date. If no sale of such security is made on that date, bid prices will then be considered as the closing rate.

Financial assets and liabilities not measured at fair value.

The following financial assets and financial liabilities are not measured at fair values on recurring basis but the fair value disclosure is required:

			Fair Values			
	Notes	Carrying Amounts	Level 1	Level 2	Total	
March 31, 2023						
Financial Assets						
Cash in banks	4	P 78,839,313	P 78,839,313	P -	P 78,839,313	
Dividends receivable	6	21,188,385	-	21,188,385	21,188,385	
Due from brokers	9	60,798,630		60,798,630	60,798,630	
		P 160,826,328	P 78,839,313	P 81,987,015	P 160,826,328	
Financial Liabilities						
Accrued expenses and other payables	7	P 12,111,598	P -	P 12,111,598	P 12,111,598	
Payable to fund manager	10	12,892,271	-	12,892,271	12,892,271	
Due to brokers	9	73,621,576		73,621,576	73,621,576	
		P 98,625,445	P -	P 98,625,445	P 98,625,445	
December 31, 2022						
Financial Assets						
Cash in banks	4	P 113,089,811	P 113,089,811	P -	P 113,089,811	
Dividends receivable	6	3,511,917	-	3,511,917	3,511,917	
		P 116,601,728	P 113,089,811	P 3,511,917	P 116,601,728	
Financial Liabilities						
Accrued expenses and other payables	7	P 22,200,747	P-	P 22,200,747	P 22,200,747	
Payable to fund manager	10	12,568,325	P-	12,568,325	12,568,325	
Due to brokers	9	28,703,390		28,703,390	28,703,390	
		P 63,472,462	P-	P 63,472,462	P 63,472,462	

The difference between the carrying amount of accrued expenses and other payables disclosed in the statements of financial position and the amount disclosed in this note pertains to withholding and documentary stamp taxes and filing and registration fees payable that are not considered financial liabilities.

Cash in banks, dividends receivable, due from brokers, accrued expenses and other payables, payable to fund manager and due to brokers have short-term maturities; hence, their carrying amounts are considered their fair values.

Item 2. Management's Discussion and Analysis of Financial Condition and Results of Operations

The Performance of the Company could be measured by the following indicators:

1. **Increase/Decrease in Net Assets Value Per Share (NAVPS).** NAVPS is computed by dividing net assets (total assets less total liabilities) by the total number of shares issued and outstanding plus the total number of shares outstanding due to deposit for future subscriptions (DFFS) and for conversion to shares, if any, as of the end of the reporting day. Any increase or decrease in NAVPS translates to a prospective capital gain or capital loss, respectively, for the Fund's shareholders.
2. **Net Investment Income.** Represents the total earnings of the Fund from its investment securities, less operating expenses and income tax. This gauges how efficiently the Fund has utilized its resources in a given time period.
3. **Assets Under Management (AUM).** These are the assets under the Fund's disposal. This measures investor confidence (increase/decrease brought about by investor subscriptions/redemptions) as well as the growth of the Fund (increase/decrease brought about by its operational income and market valuation of its assets and liabilities).
4. **Cash Flow.** Determines whether the Fund was able to achieve the optimal level of liquidity by being able to meet all its scheduled payments, while maintaining at the same time the maximum investments level and minimum cash level.

Management's Discussion and Analysis of Financial Condition and Results of Operations

Material Changes in the 1st Quarter Financial Statements

Statement of Financial Position and Statements of Changes in Equity – March 31, 2023 vs. December 31, 2022

	31-Mar-23	31-Dec-22	Movement	Percentage (%)	MDAS
	Unaudited	Audited			
Cash in banks	78,839,313	113,089,811	(34,250,498)	-30.29%	Liquidity requirements were met.
Financial assets at fair value through profit or loss	11,906,046,473	11,783,870,319	122,176,154	1.04%	The increase was due to net acquisition of investment securities which was partly offset by the unfavorable market condition.
Due from brokers	60,798,630	-	60,798,630	100.00%	This account refers to amounts receivable from brokers arising from the sale of investments processed on or before the reporting period, which are settled three days after the transaction date.
Dividends receivable	21,188,385	3,511,917	17,676,468	503.33%	The collection of receivable is dependent on the scheduled payment dates of each listed stock from which dividends were received.
Other current assets	168,755	102	168,653	165346.08%	This account pertains to prepaid expense to be amortized until the end of the accounting period and prepaid tax to be applied in the future income tax payable of the fund.
Total Assets	12,067,041,556	11,900,472,149	166,569,407	1.40%	
Accrued expenses and other payables	25,702,185	35,717,346	(10,015,161)	-28.04%	The decrease mainly pertains to the settlement of outstanding proceeds payable to investors for redemption of their investments processed on or before end of the reporting period, which are usually settled four (4) days after the transaction date.
Payable to fund manager	12,892,271	12,568,325	323,946	2.58%	The increase was due to higher average AUM for the period.
Due to brokers	73,621,576	28,703,390	44,918,186	100.00%	This account refers to outstanding amounts payable to brokers in relation to purchase of investment in equity securities during the period, which are usually settled three (3) days after the transaction date.
Total Liabilities	112,216,032	76,989,061	35,226,971	45.76%	
Share capital	39,999,992	39,999,992	-	0.00%	
Deposits for future stock subscriptions	9,389,462,816	9,288,325,129	101,137,687	1.09%	DFFS received recorded in this account since the Company met all the requirements to be classified as equity.
Additional paid-in capital	4,093,995,864	4,076,568,510	17,427,354	0.43%	
Deficit	(1,568,303,703)	(1,567,191,186)	(1,112,517)	0.07%	Net loss for the period.
Treasury shares	(329,445)	(14,219,357)	13,889,912	-97.68%	Decrease due to net reissuance of treasury shares during the period.
Net Assets	11,954,825,524	11,823,483,088	131,342,436	1.11%	Increase in net assets was due to higher deposits for future stock subscriptions during the period.
Net Assets Value per Share	0.8523	0.8519	0.0005	0.05%	

There were no known trends, demands, commitments, events or uncertainties that will result in or that are reasonably likely to result in increasing or decreasing the Fund's liquidity in any material way.

There was no contingent liability reflected in the accompanying interim unaudited financial statements.

The Fund does not anticipate having any cash flow or liquidity problems as it complies with the liquidity requirements per ICA-IRR 6.10. The Fund was able to meet all its monetary obligations to its shareholders (for redemption) and creditors for the period covered. It does not foresee any event that could trigger a direct or contingent financial obligation that is material to its operations.

There were no material off-balance sheet transactions, arrangements, obligations (including contingent obligations), and other relationships of the Fund with unconsolidated entities/other persons created during the reporting period. Likewise, there are no material commitments for capital expenditures, known trends, events, or uncertainties that have had or that are reasonably expected to have a material impact on net income/revenue from the continuing operations of the Fund.

There are no other significant events and transactions from the last annual reporting period that is required for disclosure this quarter.

Statement of Comprehensive Income for the Three months ended – March 31, 2023 vs. March 31, 2022

	31-Mar-23	31-Mar-22	Movement	Percentage (%)	MDAS
	Unaudited	Unaudited			
Investment Income	17,438,415	4,272,437	13,165,978	308.16%	The increase was driven by higher dividend and interest income for the period.
Investment Expenses	4,607,325	3,936,781	670,544	17.03%	Dependent on the percentage of the amount of stock trading as sold and purchased for the period.
Operating Expenses	40,540,481	39,736,505	803,976	2.02%	Increase was due to higher average AUM, custodianship fees, taxes and licenses for the period.
Net Unrealized Gains (Losses) on Investments	32,328,149	231,138,867	(198,810,718)	-86.01%	Decrease was due to the impact of unfavorable market condition during the period.
Provision for Income Tax	5,731,275	4,548,466	1,182,809	26.00%	The increase was mainly due to the higher amount of selling tax incurred from the sale of listed equity securities.
Net Investment Income (Loss)	(1,112,517)	187,189,552	(188,302,068)	-100.59%	

Average daily net asset value from January to March 2023 and January to March 2022 are PHP 12,201,069,341 and PHP 11,961,296,055, respectively.

The Fund has no unusual nature of transactions or events that affect assets, liabilities, equity, net income or cash flows.

There were no commitments, guarantees and contingent liabilities that arise in the normal course of operations of the Fund which are not reflected in the accompanying interim unaudited financial statements.

The management of the Fund is of the opinion that there were no income or losses from these items that will have any material effect on its interim unaudited financial statements.

There were no known material events subsequent to the end of the quarterly reporting period that have not been reflected in the Fund's interim unaudited financial statements as at the period ended March 31, 2023. There were no significant elements of income or loss that did not arise from the Fund's continuing operations.

There were no changes in estimates of amount reported in the current financial year or changes in estimates of amounts reported in prior financial years.

PART II – RISK MANAGEMENT

Item 1. Financial Risk Exposures of the Company

1. Financial Risk Management Objectives and Policies

The Company's activities expose it to a variety of financial risks: Market risk, which includes fair value interest rate risk and equity price risk; credit risk; and liquidity risk. The Fund Manager exerts best efforts to anticipate events that would negatively affect the value of the Company's assets and takes appropriate actions to counter these risks. However, there is no guarantee that the strategies will work as intended. The policies for managing specific risks are summarized below:

- 1.1. Interest Rate Risk:** Interest Rate Risk is a type of Market Risk which is applicable to the Fund's investments in bonds, if any. This refers to the increase/decrease of a bond price due to movement in market factors such as changes in interest rates. A change in interest rates is the period when interest rates rise or fall thus causing the decline or increase in the market price of the bonds held by the Fund, if any. This risk is minimized by closely monitoring the direction of interest rates and aligning it with the appropriate strategy of the Fund.
- 1.2 Credit Risk:** Investments in bonds carry the risk that the issuer of the bonds might default on its interest and principal payments. In the event of default, the Fund's value will be adversely affected and may result in a write-off of the concerned asset held by the Fund. To mitigate the risk, each Issuer/Borrower/Counterparty passes through a stringent credit process to determine whether its credit quality complies with the prescribed standards of the Fund. Further, the credit quality of the Issuer/Borrower/Counterparty is reviewed periodically to ensure that excellent credit standing is maintained. Moreover, a 10% exposure limit to a single entity is likewise observed.
- 1.3 Liquidity Risk:** The Fund is usually able to service redemptions of investors within seven (7) banking days after receipt of the notice of redemption by paying out redemptions from available cash or near cash assets in its portfolio. However, when redemptions exceed the Funds available cash or near cash assets in its portfolio, the Fund will have to sell its other security holdings; and during periods of extreme market volatility, the Fund may not be able to find a buyer for such assets. Consequently, the Fund may not be able to generate sufficient cash from its sale of assets to meet the redemptions within the normal seven (7) banking day period. To mitigate this, the Fund maintains adequate highly liquid assets in the form of cash, cash equivalents and near cash assets in its portfolio. As the Fund's portfolio is composed of liquid assets, liquidity risk is deemed low.
- 1.4 Regulatory Risk:** The Fund's investments and operations are subject to various regulations affecting among others, accounting of assets and taxation. These regulations occasionally change, and may result in lower returns or even losses borne by the investors. For example, a higher tax imposed on the sale or purchase of underlying assets of the Fund may result in lower net asset value of the Fund. To mitigate this risk, SLAMCI adopts global best practices. Further, it maintains regular communications with the relevant government agencies to keep itself abreast of the issues giving them concern, and to have the opportunity to help them set standards for good governance. SLAMCI also takes an active participation in the Philippine Investment Funds Association, Inc. ("PIFA"), an association of mutual fund companies in the Philippines.
- 1.5 Non-guarantee:** Unlike deposits made with banks, an investment in the Fund is neither insured nor guaranteed by the Philippine Deposit Insurance Corporation ("PDIC"). Hence, investors carry the risk of losing the value of their investment, without any guaranty in the form of insurance. Moreover, as with any investment, it is important to note that past performance of the Fund does not guarantee its future success.
- 1.6 Dilution Risk:** Being an open-end mutual fund, various investors may effectively subscribe to any amount of shares of the Fund. As such, investors face the risk of their investments being diluted as more investors subscribe to shares of the Fund. The influence that the investors can exert over the control and management of the Fund decreases proportionately.

- 1.7 Large Transaction Risk:** If an investor in a Fund makes a large transaction, the Fund's cash flow may be affected. For example, if an investor redeems a large number of shares of a Fund, that Fund may be forced to sell securities at unfavorable prices to pay for the proceeds of redemption. This unexpected sale may have a negative impact on the net asset value of the Fund.
- 1.8 Fund Manager Risk:** The performance of the Fund is also dependent on the Fund Manager's skills. Hence, the Fund may underperform in the market and/or in comparison with similar funds due to investment decisions made by the Fund Manager, and may also fail to meet the Fund's investment objectives. The Board of Directors of the Issuer, however, shall ensure that all investment policies and restrictions enumerated in this Prospectus are strictly followed.
- 1.9 Operational Risk:** This is the risk of loss resulting from inadequate or failed internal processes, controls, people and systems. Categories of operational risks may fall under: sales and distribution, human resources, information technology, processes and people, accounting and finance, model risk, legal and regulatory and third party relationships. The Fund ensures that the internal controls and practices are consistent with enterprise wide policies supporting the management of operational risks. The Fund has established business specific guidelines. Comprehensive investment program, including appropriate level of self-insurance, is maintained to provide protection against potential losses.
- 1.10 Index Risk:** The performance of the Fund may not precisely duplicate the performance of the benchmark index being used. The Fund may rebalance the portfolio to account for changes in the composition or valuation of the stocks within the index. This creates the possibility of a marked difference between the Fund's performance and that of the index. Lacking active risk management, the Fund is fully exposed to all of the changes to the market benchmark, the Philippine Stock Exchange Index (PSEi). Considering that this risk is inherent to the Fund, investors must be fully aware of it prior to investing.
- 1.11 Passive Management Risk:** The Fund is a passively managed fund. Passively managed funds would not sell a security if the security's issuer was in financial trouble, unless the security is removed from the applicable index being replicated. The passively managed fund must continue to invest in the securities of the index, even if the index is performing poorly. That means the passively managed fund won't be able to reduce risk by diversifying its investments into securities listed on other indices. As a result, the performance of a passively managed fund may differ significantly from the performance of an actively managed fund.

2. Capital Risk Management

The Company manages its capital to ensure that the Company will be able to continue as a going concern while maximizing returns to stakeholders through the optimization of the mix of high-quality debt and equity securities from domestic issuers.

The Company is guided by its Investment Policies and Legal Limitations. All the proceeds from the sale of shares, including the original subscription payments at the time of incorporation constituting the paid-in capital, is held by the pertinent custodian banks.

The capital structure of the Company consists of issued capital.

The Company manages capital and NAVPS to ensure that the Company's net asset value remains competitive and appealing to prospective investors.

The Company is also governed by the following fundamental investment policies:

- It does not issue senior securities;
- It does not intend to incur any debt or borrowing. In the event that borrowing is necessary, it can do so only if, at the time of its incurrence or immediately thereafter, there is asset coverage of at least 300% for all its borrowings;
- It does not participate in any underwriting or selling group in connection with the public distribution of securities, except for its own share capital;

- It generally maintains a diversified portfolio. Industry concentrations may vary at any time depending on the investment manager's view on the prospects;
- It does not invest directly in real estate properties and developments;
- It does not purchase or sell commodity futures contracts;
- It does not engage in lending operations to related parties such as the members of the Board of Directors, officers of the Company and any affiliates, or affiliated corporations of the Company;
- The asset mix in each type of security is determined from time to time, as warranted by economic and investment conditions; and
- It does not change its investment objectives without the prior approval of a majority of its shareholders.

The Investment Policies refer to the following:

- Investment Objective – to provide total returns consisting of current income and capital growth through the investment in a mix of high-quality debt (bonds) and equity (stocks) securities from both domestic and foreign issuers.
- Benchmark – 100% PSE Index
- Asset Allocation Range – the Company allocates its funds available for investments among cash and other deposit substitute, fixed-income securities and equity securities based on certain proportion as approved by Management.

Other matters covered in the investment policy include the fees due to be paid to the Fund Manager with management and distribution fees each set at an annual rate of 1% of the net assets attributable to shareholders on each valuation day.

In compliance to SEC Memorandum Circular No. 21, Series of 2019 signed on September 24, 2019 in relation to independent Net Asset Value (NAV) calculation, SLAMCI (Fund Manager) engaged Citibank, N.A. Philippines to service its fund accounting functions including calculation of its NAV every dealing day. In December 2020, SLAMCI implemented the outsourced fund accounting to all Sun Life Prosperity Funds.

As at March 31, 2023 and December 31, 2022, the Company is in compliance with the above requirements and minimum equity requirement of the SEC of P50,000,000.

3. The amount and description of the company's investment in foreign securities:

The Company does not have any investment in foreign securities.

4. Significant accounting judgments made in classifying a particular financial instrument in the fair value hierarchy.

CRITICAL ACCOUNTING JUDGMENTS AND KEY SOURCES OF ESTIMATION UNCERTAINTY

In the application of the Company's accounting policies, Management is required to make judgments, estimates and assumptions about the carrying amounts of assets and liabilities that are not readily apparent from other sources. The estimates and associated assumptions are based on the historical experience and other factors that are considered to be relevant. Actual results may differ from these estimates.

The estimates and underlying assumptions are reviewed on an ongoing basis. Revisions to accounting estimates are recognized in the period in which the estimate is revised if the revision affects only that period, or in the period of the revision and future periods if the revision affects both current and future periods.

Critical Judgments in Applying Accounting Policies

The following are the critical judgments, apart from those involving estimations, that Management has made in the process of applying the Company's accounting policies that have the most significant effect on the amounts recognized in the financial statements.

Business model assessment

Classification and measurement of financial assets depends on the results of the SPPI and the business model test. The Company determines the business model at a level that reflects how groups of financial assets are managed together to achieve a particular business objective. This assessment includes judgment reflecting all relevant evidence including how the performance of the assets is evaluated and their performance measured, the risks that affect the performance of the assets and how these are managed and how the managers of the assets are compensated. The Company monitors financial assets measured at amortized cost that are derecognized prior to their maturity to understand the reason for their disposal and whether the reasons are consistent with the objective of the business for which the asset was held. Monitoring is part of the Company's continuous assessment of whether the business model for which the remaining financial assets are held continues to be appropriate and if it is not appropriate whether there has been a change in business model and so a prospective change to the classification of those assets.

The Company measures its financial assets at amortized cost if the financial asset qualifies for both SPPI and business model test. The Company's business model is to hold the asset and to collect its cash flows which are SPPI. All other financial assets that do not meet the SPPI and business model test are measured at FVTPL.

Significant increase of credit risk

ECL are measured as an allowance equal to 12-month ECL for stage 1 assets, or lifetime ECL assets for stage 2 or stage 3 assets. An asset moves to stage 2 when its credit risk has increased significantly since initial recognition. PFRS 9 does not define what constitutes a significant increase in credit risk. In assessing whether the credit risk of an asset has significantly increased the Company takes into account qualitative and quantitative reasonable and supportable forward looking information.

The Company considers a financial instrument to have experienced a significant increase in credit risk when one or more of the qualitative and quantitative criteria have been met.

As at March 31, 2023 and December 31, 2022, the Company's financial instrument measured at amortized cost has not experienced a significant increase in its credit risk.

Models and assumptions used

The Company uses various models and assumptions in measuring the fair value of financial assets as well as in estimating ECL. Judgment is applied in identifying the most appropriate model for each type of asset, as well as for determining the assumptions used in these models, including assumptions that relate to key drivers of credit risk.

Functional currency

Based on the economic substance of the underlying circumstances relevant to the Company, the functional currency of the Company has been determined to be the Philippine peso (PHP). The PHP is the currency of the primary economic environment in which the Company operates. It is the currency being used to report the Company's results of operations.

Puttable shares designated as equity instruments

The Company's share capital met the specified criteria to be presented as equity. The Company designated its redeemable share capital as equity instruments since the Company's share capital met the criteria specified in PAS 32, Financial Instruments: Presentation, to be presented as equity.

A puttable financial instrument includes a contractual obligation for the issuer to repurchase or redeem that instrument for cash or another financial asset on exercise of the put. As an exception to the definition

of a financial liability, an instrument that includes such an obligation is classified as an equity instrument if it has met all of the following features:

- a. it entitles the holder to a pro rata share of the entity's net assets in the event of the entity's liquidation. The entity's net assets are those assets that remain after deducting all other claims on its assets;
- b. it is in the class of instruments that is subordinate to all other classes of instruments;
- c. all financial instruments in the class of instruments that is subordinate to all other classes of instruments have identical features;
- d. apart from the contractual obligation for the issuer to repurchase or redeem the instrument for cash or another financial asset, the instrument does not include any contractual obligation to deliver cash or another financial asset to another entity, or to exchange financial assets or financial liabilities with another entity under conditions that are potentially unfavorable to the entity, and it is not a contract that will or may be settled in the entity's own equity instruments; and
- e. total expected cash flows attributable to the instrument over the life of the instrument are based substantially on the profit or loss, the change in the recognized net assets or the change in the fair value of the recognized and unrecognized net assets of the entity over the life of the instrument (excluding any effects of the instrument).

As at March 31, 2023 and December 31, 2022, the recognized amount of share capital representing puttable shares in the statements of financial position amounted to P39,999,992.

Key Sources of Estimation Uncertainty

The following are the Company's key assumptions concerning the future and other key sources of estimation uncertainty at the end of each reporting period that have a significant risk of causing a material adjustment to the carrying amounts of assets and liabilities within the next financial year.

Probability of default (PD)

PD constitutes a key input in measuring ECL. PD is an estimate of the likelihood of default over a given time horizon, the calculation of which includes historical data, assumptions and expectations of future conditions.

As at March 31, 2023 and December 31, 2022, the Company assessed a nil PD for all of its financial assets measured at amortized cost.

Loss Given Default (LGD)

LGD is an estimate of the loss arising on default. It is based on the difference between the contractual cash flows due and those that the lender would expect to receive, taking into account cash flows from collateral and integral credit enhancements.

The Company uses portfolio averages from external estimates sourced out from Standard and Poor's (S&P) as the LGD estimates.

Estimating loss allowance for ECL

The measurement of the ECL for financial assets measured at amortized cost and FVTOCI is an area that requires the use of complex models and significant assumptions about future economic conditions and credit behavior.

A number of significant judgments are also required in applying the accounting requirements for measuring ECL, such as:

- Determining criteria for significant increase in credit risk;

- Choosing appropriate models and assumptions for the measurement of ECL; and
- Establishing the number and relative weightings of forward-looking scenarios and the associated ECL.

As at March 31, 2023 and December 31, 2022, the Company has no loss allowance for all of its financial assets measured at amortized cost.

Deferred tax assets

The Company reviews the carrying amount at the end of each reporting period and reduces deferred tax assets to the extent that it is no longer probable that sufficient taxable profit will be available to allow all or part of the deferred tax assets to be utilized. However, there is no assurance that the Company will generate sufficient taxable profit that will allow all or part of its deferred tax assets to be utilized.

Based on Management's expectation of the Company's future taxable income, the Company did not recognize the deferred tax assets as at March 31, 2023 and December 31, 2022.

Compliance with Foreign Account Tax Compliance Act (FATCA)

In accordance with the requirements of the US Internal Revenue Service ("IRS") and the Intergovernmental Agreement ("IGA") between the Government of the United States of America and the Government of the Republic of the Philippines to Improve International Tax Compliance and to Implement FATCA which was signed last July 13, 2015, the Fund has registered with the Internal Revenue Service (IRS) and has obtained its own Global Intermediary Identification Number ("GIIN") as a sponsored entity. Sun Life Asset Management Company, Inc. ("SLAMCI") continues to assume responsibilities for the Fund's FATCA compliance as the Sponsoring Entity and has implemented FATCA onboarding processes and procedures as well as system enhancements to monitor its new and pre-existing account holders who are U.S. Persons and have U.S. Indicia.


The Fund, together with its Sponsoring Entity, SLAMCI, is preparing to comply for FATCA reporting on the date which will be set by the Bureau of Internal Revenue as soon as the IGA has been ratified by the Senate.

SIGNATURES

Pursuant to the requirements of the Securities Regulation Code, the issuer has duly caused this report to be signed on its behalf by the undersigned thereunto duly authorized.

Issuer : Sun Life Prosperity Philippine Stock Index Fund, Inc.

Principal Financial/Accounting Officer/Comptroller:

Signature :  : Jeanemar S. Talamán

Title : Treasurer

Date : May 16, 2023

SUN LIFE PROSPERITY PHILIPPINE STOCK INDEX FUND, INC.

Schedule of Financial Soundness Indicators and Financial Ratios

March 31, 2023 and December 31, 2022

	Formula	2023	2022
<i>Current/ Liquidity Ratios</i>			
a. Current ratio	Current Assets/Current Liabilities	107.53:1	154.57:1
b. Quick ratio	Quick Assets/Current Liabilities	107.53:1	154.57:1
c. Cash ratio	Cash/Current Liabilities	0.7:1	1.47:1
d. Days in receivable	Receivable/Revenue * No. of days	N/A	N/A
e. Working capital ratio	(Current Assets - Current Liabilities)/Current Liabilities	106.53:1	153.57:1
f. Net working capital to sales ratio	Working Capital / Total Revenue	685.55:1	-567.22:1
g. Defensive Interval Ratio	360* (Quick Assets / Proj. Daily Operating Expense)	107155.49:1	27813.84:1
<i>Solvency Ratios</i>			
a. Long-term debt to equity ratio	Noncurrent Liabilities/Total Equity	N/A	N/A
b. Debt to equity ratio	Total Liabilities/Total Equity	0.01:1	0.01:1
c. Long term debt to total asset ratio	Noncurrent Liabilities/Total Assets	N/A	N/A
d. Total debt to asset ratio	Total Liabilities/Total Assets	0.01:1	0.01:1
Asset to equity ratio	Total Assets/Total Equity	1.01:1	1.01:1
Interest rate coverage ratio	Earning Before Income Tax/Interest Expense	N/A	N/A
<i>Profitability Ratio</i>			
a. Earnings before interest and taxes (EBIT) margin	EBIT/Revenue	26.49%	4004.01%
b. Earnings before interest, taxes and depreciation and amortization (EBITDA) margin	EBITDA/Revenue	26.49%	4004.01%
c. Pre-tax margin	EBIT/Revenue	26.49%	4004.01%
d. Effective tax rate	Income Tax/EBIT	124.09%	-1.15%
e. Post-tax margin	Net Income After Tax/Revenue	-6.38%	4049.91%
f. Return on equity	Net Income After Tax/Average Common Equity	-0.01%	-7.16%
g. Return on asset	NIAT/Average Total Assets	-0.01%	-7.11%
Capital intensity ratio	Total Assets/Revenue	691.98:1	-570.91:1
Fixed assets to total assets	Fixed assets/Total assets	N/A	N/A
Dividend payout ratio	Dividends paid/Net Income	N/A	N/A

SUN LIFE PROSPERITY PHILIPPINE STOCK INDEX FUND, INC.
i. Percentage of Investment in a Single Enterprise to Net Asset Value

As of March 31, 2023 and December 31, 2022

	2023			2022		
	Investment (Market Value)	Net Asset Value	% over NAV	Investment (Market Value)	Net Asset Value	% over NAV
Equities						
Aboitiz Equity Ventures Inc	423,935,600	11,954,825,524	3.55%	503,347,681	11,823,483,088	4.26%
Aboitiz Power Corporation	181,216,080	11,954,825,524	1.52%	165,200,385	11,823,483,088	1.40%
AC Energy Corporation	160,751,622	11,954,825,524	1.34%	189,373,802.10	11,823,483,088	1.60%
Alliance Global Group Inc.	119,183,772	11,954,825,524	1.00%	116,960,340	11,823,483,088	0.99%
Ayala Corporation	679,376,750	11,954,825,524	5.68%	723,456,775	11,823,483,088	6.12%
Ayala Land Inc.	631,995,320	11,954,825,524	5.29%	794,146,584	11,823,483,088	6.72%
Bank of the Philippine Islands	750,289,443	11,954,825,524	6.28%	743,605,194	11,823,483,088	6.29%
BDO Unibank Inc.	985,236,485	11,954,825,524	8.24%	807,051,210	11,823,483,088	6.83%
Converge ICT Solutions Inc.	95,440,640	11,954,825,524	0.80%	117,926,468	11,823,483,088	1.00%
DMCI Holdings Inc.	131,407,050	11,954,825,524	1.10%	-	-	-
Emperador Inc.	217,727,840	11,954,825,524	1.82%	160,300,960.00	11,823,483,088	1.36%
Globe Telecom Inc.	195,542,920	11,954,825,524	1.64%	227,766,400	11,823,483,088	1.93%
GT Capital Holdings Inc.	161,788,188	11,954,825,524	1.35%	135,838,755	11,823,483,088	1.15%
International Container Terminal Services Inc.	732,085,772	11,954,825,524	6.12%	682,712,000	11,823,483,088	5.77%
JG Summit Holdings Inc.	476,981,111	11,954,825,524	3.99%	498,851,357	11,823,483,088	4.22%
Jollibee Foods Corporation	373,352,000	11,954,825,524	3.12%	364,745,500	11,823,483,088	3.08%
LT Group, Inc.	92,198,007	11,954,825,524	0.77%	85,332,116	11,823,483,088	0.72%
Manila Electric Company	301,666,890	11,954,825,524	2.52%	277,555,320	11,823,483,088	2.35%
Megaworld Corporation	-	-	-	66,431,860	11,823,483,088	0.56%
Metro Pacific Investments Corporation	129,330,030	11,954,825,524	1.08%	122,942,263	11,823,483,088	1.04%
Metropolitan Bank & Trust Company	418,014,500	11,954,825,524	3.50%	384,296,778	11,823,483,088	3.25%
Monde Nissin Corporation	233,385,786	11,954,825,524	1.95%	262,532,844.00	11,823,483,088	2.22%
PLDT, Inc.	385,892,100	11,954,825,524	3.23%	356,452,635	11,823,483,088	3.01%
Puregold Price Club Inc.	104,437,145	11,954,825,524	0.87%	115,977,935	11,823,483,088	0.98%
Robinsons Land Corporation	-	-	-	92,287,851	11,823,483,088	0.78%
San Miguel Corporation	168,481,130	11,954,825,524	1.41%	116,612,282	11,823,483,088	0.99%
Semirara Mining & Power Corporation	109,236,245	11,954,825,524	0.91%	116,023,500	11,823,483,088	0.98%
SM Investments Corporation	1,726,046,840	11,954,825,524	14.44%	1,740,330,000.00	11,823,483,088	14.72%
SM Prime Holdings Inc.	1,160,091,720	11,954,825,524	9.70%	1,250,499,925	11,823,483,088	10.58%
Union Bank of the Philippines	165,655,287	11,954,825,524	1.39%	-	-	-
Universal Robina Corporation	456,883,200	11,954,825,524	3.82%	429,753,200	11,823,483,088	3.63%
Wilcon Depot Inc.	138,417,000	11,954,825,524	1.16%	135,558,400	11,823,483,088	1.15%

ii. Total Investment of the Fund to the Outstanding Securities of an Investee Company

As of March 31, 2023 and December 31, 2022

	2023			2022		
	Investment of the Fund in Shares	Outstanding Securities of an Investee Company	% over Investee	Investment of the Fund in Shares	Outstanding Securities of an Investee Company	% over Investee
Equities (in shares)						
Aboitiz Equity Ventures Inc	8,759,000	5,630,225,457	0.16%	8,723,530	5,630,225,457	0.15%
Aboitiz Power Corporation	4,871,400	7,358,604,307	0.07%	4,851,700	7,358,604,307	0.07%
AC Energy Corporation	26,266,605	39,677,394,773	0.07%	24,852,205	39,677,394,773	0.06%
Alliance Global Group Inc.	9,642,700	9,103,689,779	0.11%	9,828,600	9,127,041,679	0.11%
Ayala Corporation	1,045,195	619,148,362	0.17%	1,040,945	619,143,083	0.17%
Ayala Land Inc.	23,848,880	15,010,111,431	0.16%	25,783,980	15,064,662,731	0.17%
Bank of the Philippine Islands	7,319,897	4,531,250,405	0.16%	7,290,247	4,513,128,255	0.16%
BDO Unibank Inc.	7,667,210	5,264,457,392	0.15%	7,635,300	4,386,642,196	0.17%
Converge ICT Solutions Inc.	7,456,300	-	-	7,426,100	7,266,573,061	0.10%
DMCI Holdings Inc.	11,426,700	13,277,470,000	0.09%	-	-	-
Emperador Inc.	10,417,600	15,736,471,238	0.07%	7,781,600	15,736,471,238	0.05%
Globe Telecom Inc.	104,905	144,060,544	0.07%	104,480	144,060,544	0.07%
GT Capital Holdings Inc.	313,543	215,284,587	0.15%	312,273	215,284,587	0.15%
International Container Terminal Services Inc.	3,430,580	2,032,202,018	0.17%	3,413,560	2,030,340,949	0.17%
JG Summit Holdings Inc.	9,957,852	7,520,983,658	0.13%	9,917,522	7,520,983,658	0.13%
Jollibee Foods Corporation	1,666,750	1,118,992,798	0.15%	1,585,850	1,118,797,149	0.14%
LT Group, Inc.	9,312,930	10,821,388,889	0.09%	9,275,230	10,821,388,889	0.09%
Manila Electric Company	969,990	1,127,098,705	0.09%	928,900	1,127,098,705	0.08%
Megaworld Corporation	-	-	0.00%	33,215,930	31,485,239,872	0.11%
Metro Pacific Investments Corporation	35,144,030	28,695,934,752	0.12%	35,948,030	28,695,934,752	0.13%
Metropolitan Bank & Trust Company	7,145,547	4,497,415,555	0.16%	7,116,607	4,497,415,555	0.16%
Monde Nissin Corporation	23,790,600	17,968,611,496	0.13%	23,694,300	17,968,611,496	0.13%
PLDT, Inc.	271,755	216,055,775	0.13%	270,655	216,055,775	0.13%
Puregold Price Club Inc.	3,336,650	2,880,137,615	0.12%	3,323,150	2,880,137,615	0.12%
Robinsons Land Corporation	-	-	0.00%	6,168,974	5,053,841,085	0.12%
San Miguel Corporation	1,574,590	-	-	1,254,570	2,383,896,588	0.05%
Semirara Mining & Power Corporation	3,376,700	4,250,547,620	0.08%	3,363,000	4,250,547,620	0.08%

	2023			2022		
	Investment of the	Outstanding		Investment of the	Outstanding	
	Fund in Shares	Securities of an	% over Investee	Fund in Shares	Securities of an	% over Investee
		Investee Company			Investee Company	
SM Investments Corporation	1,941,560	1,222,023,358	0.16%	1,933,700	1,222,023,358	0.16%
SM Prime Holdings Inc.	35,368,650	28,879,231,694	-	35,225,350	28,879,231,694	0.12%
Union Bank of the Philippines	1,947,740	2,353,746,590	0.08%	-	-	-
Universal Robina Corporation	3,172,800	2,178,507,618	0.15%	3,159,950	2,178,507,618	0.15%
Wilcon Depot Inc.	4,613,900	4,099,724,116	0.11%	4,595,200	4,099,724,116	0.11%

iii Total Investment in Liquid or Semi-Liquid Assets to Total Assets

As of March 31, 2023 and December 31, 2022

	2023	2022
Total Liquid and Semi-Liquid Assets	12,066,872,801	11,900,472,047
Total Assets	12,067,041,556	11,900,472,149
Total Investment in Liquid or Semi-Liquid Assets	100.00%	100.00%

iv. Total Operating Expenses to Total Net Worth

As of March 31, 2023 and December 31, 2022

	2023	2022
Total Operating Expenses	40,540,481	154,030,160
Average Daily Net Worth	12,201,069,341	11,452,235,331
Total Operating Expenses to Total Net Worth	0.33%	1.41%

v. Total Assets to Total Borrowings

As of March 31, 2023 and December 31, 2022

	2023	2022
Total Assets	12,067,041,556	11,900,472,149
Total Borrowings	112,216,032	76,989,061
Total Assets to Total Borrowings	10753.40%	15457.35%

SUN LIFE PROSPERITY PHILIPPINE STOCK INDEX FUND, INC.

Schedule of Investments

Financial Assets

Name of Issuing Entity and Association of Each Issue	March 31, 2023			December 31, 2022	
	Principal Amount of Bonds and Notes	Amount Shown in Balance Sheet	Aggregate Cost	Principal Amount of Bonds and Notes	Amount Shown in Balance Sheet
Equity Shares					
Aboitiz Equity Ventures Inc	P 8,759,000	P 423,935,600	P 491,728,401	P 8,723,530	P 503,347,680
Aboitiz Power Corporation	4,871,400	181,216,080	167,877,746	4,851,700	165,200,385
AC Energy Corporation	26,266,605	160,751,622	227,431,926	24,852,205	189,373,802
Alliance Global Group Inc.	9,642,700	119,183,772	117,617,800	9,828,600	116,960,340
Ayala Corporation	1,045,195	679,376,750	855,091,015	1,040,945	723,456,775
Ayala Land Inc.	23,848,880	631,995,320	905,959,821	25,783,980	794,146,584
Bank of the Philippine Islands	7,319,897	750,289,443	611,954,932	7,290,247	743,605,194
BDO Unibank Inc.	7,667,210	985,236,485	795,175,722	7,635,300	807,051,210
Converge ICT Solutions Inc.	7,456,300	95,440,640	192,105,820	7,426,100	117,926,468
DMCI Holdings Inc.	11,426,700	131,407,050	132,757,425	-	-
Emperador Inc.	10,417,600	217,727,840	224,983,968	7,781,600	160,300,960
Globe Telecom Inc.	104,905	195,542,920	214,597,306	104,480	227,766,400
GT Capital Holdings Inc.	313,543	161,788,188	239,173,285	312,273	135,838,755
International Container Terminal Services Inc.	3,430,580	732,085,772	446,491,743	3,413,560	682,712,000
JG Summit Holdings Inc.	9,957,852	476,981,111	611,657,288	9,917,522	498,851,357
Jollibee Foods Corporation	1,666,750	373,352,000	374,161,426	1,585,850	364,745,500
LT Group, Inc.	9,312,930	92,198,007	127,878,555	9,275,230	85,332,116
Manila Electric Company	969,990	301,666,890	298,223,804	928,900	277,555,320
Megaworld Corporation	-	-	-	33,215,930	66,431,860
Metro Pacific Investments Corporation	35,144,030	129,330,030	167,549,403	35,948,030	122,942,263
Metropolitan Bank & Trust Company	7,145,547	418,014,500	435,582,191	7,116,607	384,296,778
Monde Nissin Corporation	23,790,600	233,385,786	401,757,042	23,694,300	262,532,844
PLDT, Inc.	271,755	385,892,100	404,767,705	270,655	356,452,635
Puregold Price Club Inc.	3,336,650	104,437,145	141,691,745	3,323,150	115,977,935
Robinsons Land Corporation	-	-	-	6,168,974	92,287,851
San Miguel Corporation	1,574,590	168,481,130	184,660,525	1,254,570	116,612,282
Semirara Mining & Power Corporation	3,376,700	109,236,245	135,761,384	3,363,000	116,023,500
SM Investments Corporation	1,941,560	1,726,046,840	1,768,712,542	1,933,700	1,740,330,000
SM Prime Holdings Inc.	35,368,650	1,160,091,720	1,228,938,018	35,225,350	1,250,499,925
Union Bank of the Philippines	1,947,740	165,655,287	186,967,996	-	-
Universal Robina Corporation	3,172,800	456,883,200	454,305,533	3,159,950	429,753,200
Wilcon Depot Inc.	4,613,900	138,417,000	152,898,440	4,595,200	135,558,400
GRAND TOTAL	266,162,559	11,906,046,473	12,698,460,505	290,021,438	11,783,870,319

This document contains key information clients of Sun Life Prosperity Philippine Stock Index Fund should know about. More information can be found in the Fund's prospectus. Ask a Sun Life Financial Advisor or contact Sun Life Asset Management Company, Inc., at 8-849-9888 or PHIL-MF-Products@sunlife.com or visit www.sunlifefunds.com.

Launch Date	May 5, 2015	Fund Classification	Equity Index Fund	Minimum Holding Period	None
Fund Size	PHP 11,954,827,222.33	Minimum Subscription	PHP 1,000	Early Redemption Fee	None
Net Asset Value Per Share	0.8523	Minimum Subsequent	PHP 1,000	Redemption Settlement	T+4 business days
Benchmark	100% PSEi	Management and Distribution Fee	1.00%	Bloomberg Ticker	SLFPSIF PM Equity
Fund Structure	Mutual Fund (Shares)	Transfer Agency Fee	0.15%		

What does the Fund invest in?

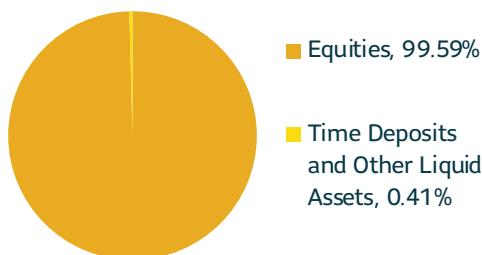
The **Sun Life Prosperity Philippine Stock Index Fund** aims to generate long-term capital growth by tracking the performance of the Philippine Stock Exchange Index (PSEi). The Fund invests primarily in common stocks that comprise the PSEi and in cash and other money market instruments.

The Fund is suitable for investors with an **aggressive risk profile** and a long-term investment horizon. This is for investors who are willing to take risks for higher returns.

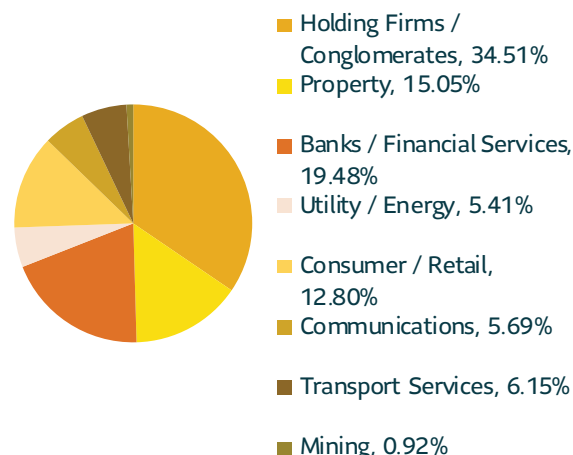
Top Equity Holdings

1. SM Investments Corporation, 14.44%
2. SM Prime Holdings Inc., 9.70%
3. BDO Unibank Inc., 8.24%
4. Bank of the Philippine Islands, 6.28%
5. International Container Terminal Services Inc., 6.12%
6. Ayala Corporation, 5.68%
7. Ayala Land Inc., 5.29%
8. JG Summit Holdings Inc., 3.99%
9. Universal Robina Corporation, 3.82%
10. Aboitiz Equity Ventures Inc., 3.55%

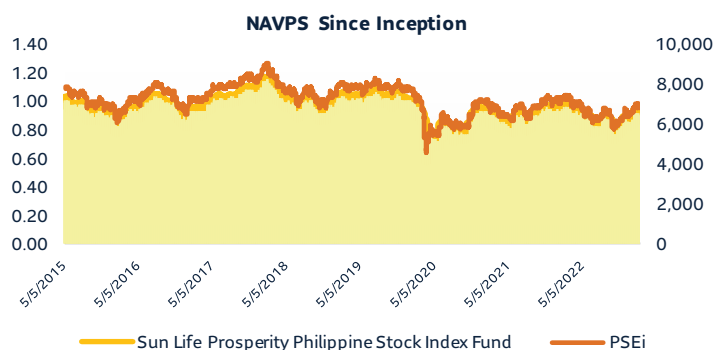
Investment Mix



Sector Allocation



How has the Fund performed?



CUMULATIVE PERFORMANCE

	MoM	YTD	1-Year	3-Year	5-Year
Fund	0.42%	0.05%	-8.52%	23.84%	-16.52%
Benchmark	-0.86%	-1.02%	-9.77%	22.15%	-18.55%

Notes:

- Year-to-date (YTD) returns are computed as the return from the last business day of the previous year to the last business day of the reporting month.
- Benchmark data were based on available information as of extraction date.

Market Review and Outlook

- The Philippine Stock Exchange Index (PSEi) declined for the second straight month to close at 6,499.68 (-0.89% month-on-month). On the other hand, local bond prices were slightly higher during the month.
- U.S. regional banks and Credit Suisse's fall-out caused risk-off sentiment in March.
- March inflation came in lower-than-expected at 7.6%, and softer than previous month's 8.6%. Given this, the Bangko Sentral ng Pilipinas (BSP) has some leeway to pause hiking rates during its next meeting.
- Full-year 2022 corporate earnings grew by 34%, led by Conglomerates, Transport, Utilities/Energy, and Property sectors.
- The local market may continue to trade sideways in the coming weeks due to downbeat sentiment globally, countered by healthy corporate earnings growth.

DISCLAIMER: Sun Life Asset Management Company, Inc. (SLAMCI) makes no representation as to the accuracy or completeness of the information contained herein. The information contained in this presentation is for information purposes only. It is not intended to provide professional, investment, or any other type of advice or recommendation in relation to purchases or sales of securities whether or not they are related to SLAMCI; it does not constitute any guarantee of performance, and neither does it take into account the particular investment objectives, financial situation or needs of individual recipients. Any opinions or estimates herein reflect our judgment as at the date of this presentation and are subject to change at any time without notice. This material is a copyrighted work. You may not share, distribute, revise, transform, or build upon this material without prior written consent of, and proper attribution to Sun Life. All trademarks are the properties of their respective owners.

SLAMCI is regulated by the **Securities and Exchange Commission (SEC)**.

For consumer assistance and financial consumer complaints, you may contact the **Corporate Governance and Finance Department (CGFD)** through CGFD@sec.gov.ph or 8818-5952 / 5322-7696 loc. 114.

This document contains key information clients of Sun Life Prosperity Philippine Stock Index Fund should know about. More information can be found in the Fund's prospectus. Ask a Sun Life Financial Advisor or contact Sun Life Asset Management Company, Inc., at 8-849-9888 or PHIL-MF-Products@sunlife.com or visit www.sunlifefunds.com.

Launch Date	May 5, 2015	Fund Classification	Equity Index Fund	Minimum Holding Period	None
Fund Size	PHP 11,874,177,726.53	Minimum Subscription	PHP 1,000	Early Redemption Fee	None
Net Asset Value Per Share	0.8487	Minimum Subsequent	PHP 1,000	Redemption Settlement	T+4 business days
Benchmark	100% PSEi	Management and Distribution Fee	1.00%	Bloomberg Ticker	SLFPSIF PM Equity
Fund Structure	Mutual Fund (Shares)	Transfer Agency Fee	0.15%		

What does the Fund invest in?

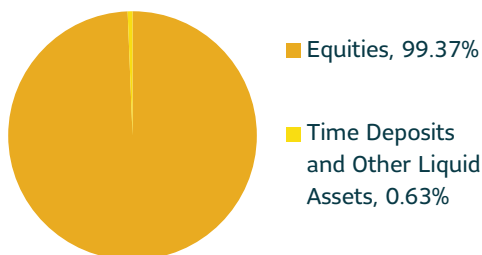
The **Sun Life Prosperity Philippine Stock Index Fund** aims to generate long-term capital growth by tracking the performance of the Philippine Stock Exchange Index (PSEi). The Fund invests primarily in common stocks that comprise the PSEi and in cash and other money market instruments.

The Fund is suitable for investors with an **aggressive risk profile** and a long-term investment horizon. This is for investors who are willing to take risks for higher returns.

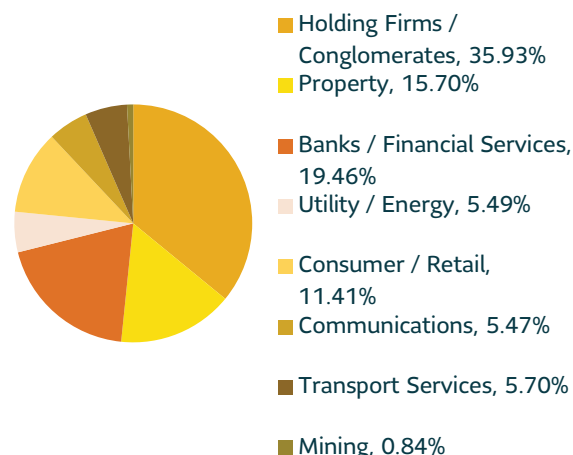
Top Equity Holdings

1. SM Investments Corporation, 13.69%
2. SM Prime Holdings Inc., 9.96%
3. BDO Unibank Inc., 7.83%
4. Bank of the Philippine Islands, 6.65%
5. International Container Terminal Services Inc., 5.67%
6. Ayala Land Inc., 5.64%
7. Ayala Corporation, 5.40%
8. JG Summit Holdings Inc., 4.06%
9. Aboitiz Equity Ventures Inc., 3.91%
10. Universal Robina Corporation, 3.58%

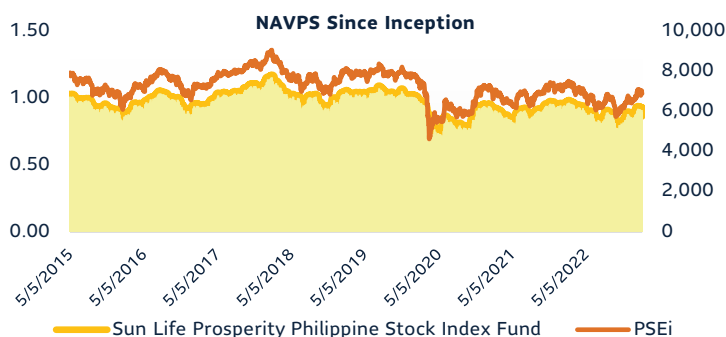
Investment Mix



Sector Allocation



How has the Fund performed?



CUMULATIVE PERFORMANCE

	MoM	YTD	1-Year	3-Year	5-Year
Fund	-3.57%	-0.38%	-9.62%	-2.21%	-21.44%
Benchmark	-3.49%	-0.16%	-10.32%	-3.41%	-22.64%

Notes:

- Year-to-date (YTD) returns are computed as the return from the last business day of the previous year to the last business day of the reporting month.
- Benchmark data were based on available information as of extraction date.

Market Review and Outlook

- The Philippine Stock Exchange Index (PSEi) declined 3.49% in February to close at 6,556.20, reversing its gains the previous month.
- February inflation printed at 8.6%, slightly lower from previous month's 8.7%. As this came in lower than expected, the BSP may hike rates by 25 basis points (bps) during its next meeting.
- MSCI rebalancing happened during the last day of the month, with GLO and ACEN taken out of the index.
- Fourth quarter corporate earnings reporting season is still ongoing. So far, 70% of the companies that reported were in-line to ahead of expectations, with weighted core earnings growth of 36%.
- The local market may trade sideways as investors wait for confirmation that inflation is indeed on a downtrend.

DISCLAIMER: Sun Life Asset Management Company, Inc. (SLAMCI) makes no representation as to the accuracy or completeness of the information contained herein. The information contained in this presentation is for information purposes only. It is not intended to provide professional, investment, or any other type of advice or recommendation in relation to purchases or sales of securities whether or not they are related to SLAMCI; it does not constitute any guarantee of performance; and neither does it take into account the particular investment objectives, financial situation or needs of individual recipients. Any opinions or estimates herein reflect our judgment as at the date of this presentation and are subject to change at any time without notice. This material is a copyrighted work. You may not share, distribute, revise, transform, or build upon this material without prior written consent of, and proper attribution to Sun Life. All trademarks are the properties of their respective owners.

SLAMCI is regulated by the **Securities and Exchange Commission (SEC)**.

For consumer assistance and financial consumer complaints, you may contact the **Corporate Governance and Finance Department (CGFD)** through CGFD@sec.gov.ph or 8818-5952 / 5322-7696 loc. 114.

This document contains key information clients of Sun Life Prosperity Philippine Stock Index Fund should know about. More information can be found in the Fund's prospectus. Ask a Sun Life Financial Advisor or contact Sun Life Asset Management Company, Inc., at 8-849-9888 or PHIL-MF-Products@sunlife.com or visit www.sunlifefunds.com.

Launch Date	May 5, 2015	Fund Classification	Equity Index Fund	Minimum Holding Period	None
Fund Size	PHP 12,021,352,568.11	Minimum Subscription	PHP 1,000	Early Redemption Fee	None
Net Asset Value Per Share	0.8801	Minimum Subsequent	PHP 1,000	Redemption Settlement	T+4 business days
Benchmark	100% PSEi	Management and Distribution Fee	1.00%	Bloomberg Ticker	SLFPSIF PM Equity
Fund Structure	Mutual Fund (Shares)	Transfer Agency Fee	0.15%		

What does the Fund invest in?

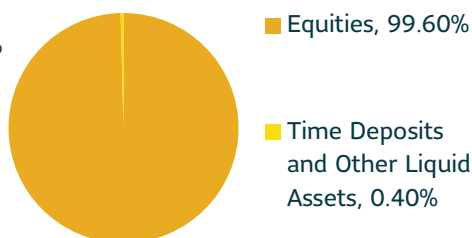
The **Sun Life Prosperity Philippine Stock Index Fund** aims to generate long-term capital growth by tracking the performance of the Philippine Stock Exchange Index (PSEi). The Fund invests primarily in common stocks that comprise the PSEi and in cash and other money market instruments.

The Fund is suitable for investors with an **aggressive risk profile** and a long-term investment horizon. This is for investors who are willing to take risks for higher returns.

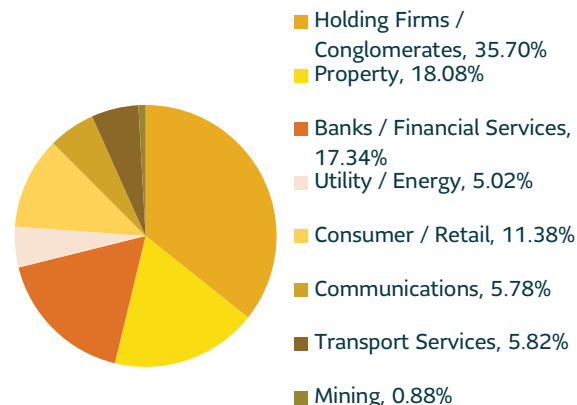
Top Equity Holdings

1. SM Investments Corporation, 14.56%
2. SM Prime Holdings Inc., 10.63%
3. BDO Unibank Inc., 7.67%
4. Bank of the Philippine Islands, 6.26%
5. Ayala Land Inc., 6.24%
6. Ayala Corporation, 6.02%
7. International Container Terminal Services Inc., 5.79%
8. JG Summit Holdings Inc., 4.35%
9. Aboitiz Equity Ventures Inc., 4.06%
10. Universal Robina Corporation, 3.56%

Investment Mix

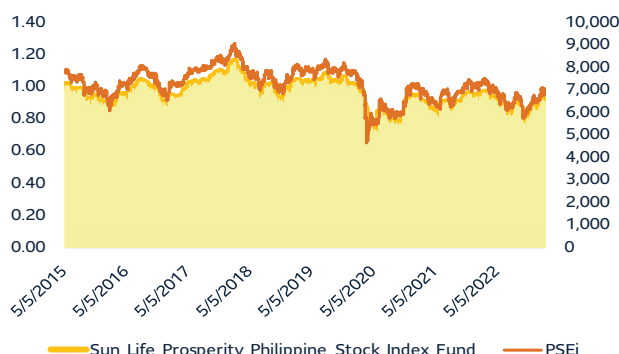


Sector Allocation



How has the Fund performed?

NAVPS Since Inception



CUMULATIVE PERFORMANCE

	MoM	YTD	1-Year	3-Year	5-Year
Fund	3.31%	3.31%	-7.03%	-4.48%	-21.24%
Benchmark	3.45%	3.45%	-7.72%	-5.66%	-22.49%

Note: Year-to-date (YTD) returns are computed as the return from the last business day of the previous year to the last business day of the reporting month.

Market Review and Outlook

- The Philippine Stock Exchange Index (PSEi) started the year on a high note, closing at 6,793.25 (+3.45%) in January. The local bourse announced its semi-annual rebalancing, with Union Bank of the Philippines (UBP) and DMCI Holdings Inc (DMC) added to the main index, replacing Robinsons Land Corp (RLC) and Megaworld Corp (MEG).
- Full year 2022 GDP growth came in at 7.6%, better than consensus forecast of 7.4%. Fourth quarter GDP grew by 7.2%, slower than the 7.6% registered in the previous quarter. Meanwhile, December inflation printed at 8.1%, slightly higher than previous month's 8.0%. Month-on-month inflation grew only by 0.3%, one of the lowest for the year.
- The local market will be influenced by corporate earnings and inflation data in the near-term.

Disclaimer: Sun Life Asset Management Company, Inc. (SLAMCI) makes no representation as to the accuracy or completeness of the information contained herein. The information contained in this presentation is for information purposes only. It is not intended to provide professional, investment, or any other type of advice or recommendation in relation to purchases or sales of securities whether or not they are related to SLAMCI; it does not constitute any guarantee of performance; and neither does it take into account the particular investment objectives, financial situation or needs of individual recipients. Any opinions or estimates herein reflect our judgment as at the date of this presentation and are subject to change at any time without notice. This material is a copyrighted work. You may not share, distribute, revise, transform, or build upon this material without prior written consent of, and proper attribution to Sun Life. All trademarks are the properties of their respective owners.

sunlife_sec_communications

From: sunlife_sec_communications
Sent: Tuesday, May 9, 2023 7:10 PM
To: 'ICTD Submission'; 'CGFD Account'
Cc: PHIL-FIN_FAR2; Jeanemar Talaman
Subject: CGFD_Sun Life Prosperity Philippine Stock Index Fund, Inc._SEC Form 17-L_09May2023
Attachments: Sun Life Prosperity Philippine Stock Index Fund, Inc._SEC Form 17-L_09May2023.pdf

To: CORPORATE GOVERNANCE AND FINANCE DEPARTMENT (CGFD)

Good day.

Please see attached SEC Form 17-L of Sun Life Prosperity Philippine Stock Index Fund, Inc.

Please let me know once you receive this e-mail and its attachment.

For any queries / additional comments, kindly contact us at the following e-mail addresses below.

Official email address: sunlife_sec_communications@sunlife.com

Alternative email address: sunlife_sec_communications2@sunlife.com

Official email address of authorized filer: almer.doring@sunlife.com

Thank you.

Almer M. Doring | Financial Accounting & Reporting | Finance

T: 632 8555 8888 | E: almer.doring@sunlife.com

5F Sun Life Centre, Fifth Ave. cor. Rizal Drive, Bonifacio Global City, Taguig 1634



Life's brighter under the sun

sunlife_sec_communications

From: ICTD Submission <ictdsubmission+canned.response@sec.gov.ph>
Sent: Tuesday, May 9, 2023 7:10 PM
To: sunlife_sec_communications
Subject: Re: CGFD_Sun Life Prosperity Philippine Stock Index Fund, Inc._SEC Form 17-L_09May2023

CAUTION This email originated from outside the organization. Please proceed only if you trust the sender.

Thank you for reaching out to ictdsubmission@sec.gov.ph. Your submission is subject for Verification and Review of the Quality of the Attached Document only for **Secondary Reports**. Official copy of the submitted document/report with Barcode Page (Confirmation Receipt) will be made available after 7 working days via order from receipt through the SEC Express System at <https://secexpress.ph/>. Or you may call 8737-8888 for further clarifications.

NOTICE

Please be informed that selected reports should be filed through ***ELECTRONIC FILING AND SUBMISSION TOOL (EFAST)***. <https://cifss-ost.sec.gov.ph/user/login>

such as: **AFS, GIS, GFFS, LCFS, LCIF, FCFS, FCIF, IHFS, BDFS, PHFS etc. ANO, ANHAM, FS-PARENT, FS-CONSOLIDATED, OPC_AO, AFS WITH NSPO FORM 1,2,3 AND 4,5,6, AFS WITH NSPO FORM 1,2,3 (FOUNDATIONS)**

Further, pursuant to SEC Memorandum Circular No. 3, series of 2021, scanned copies of the printed reports with wet signature and proper notarization shall be filed in **PORTABLE DOCUMENT FORMAT (PDF)** Secondary Reports such as:

17-A, 17-C, 17-L, 17-Q, ICASR, ICA-QR, ICA-AR, 23-A, 23-B, I-ACGR, ACGR, Monthly Reports, Quarterly Reports, Letters, OPC(ALTERNATE NOMINEE), GIS-G, 52-AR, IHAR, AMLA-CF, NPM, NPAM, BP-FCLC, CHINESEWALL, 39-AR, 36-AR, PNFS, MCG, S10/SEC-NTCE-EXEMPT, through email at

[**ictdsubmission@sec.gov.ph**](mailto:ictdsubmission@sec.gov.ph)

FOR **MC28**, please go to SEC website:

[**https://apps010.sec.gov.ph**](https://apps010.sec.gov.ph)



Sun Life
Asset Management


Certification

I, Jeanemar S. Talaman, the Treasurer of Sun Life Asset Management Company, Inc., a corporation duly registered under and by virtue of the laws of the Republic of the Philippines, with SEC registration number A199918034 and with principal office at Sun Life Center, 5th Ave. Cor. Rizal Drive Bonifacio Global City, Taguig City, on oath state:

- 1) That I have caused this SEC Form 17-L to be prepared on behalf of Sun Life Prosperity Philippine Stock Index Fund, Inc.;
- 2) That I have read and understood its contents which are true and correct based on my own personal knowledge and/or on authentic records;
- 3) That the company Sun Life Prosperity Philippine Stock Index Fund, Inc. will comply with the requirements set forth in SEC Notice dated 14 May 2021 to effect a complete and official submission of reports and/or documents through electronic mail;
- 4) That I am fully aware that submitted documents which require pre-evaluation and/or payment of processing fee shall be considered complete and officially received only upon payment of a filing fee; and
- 5) That the e-mail account designated by the company pursuant to SEC Memorandum Circular No. 28, s. 2020 shall be used by the company in its online submissions to CGFD.

MAY 09 2023

IN WITNESS WHEREOF, I have hereunto set my hand this 9th day of May 2023.


Jeanemar S. Talaman
Affiant

MAY 09 2023

MAKATI CITY

SUBSCRIBED AND SWORN to before me this ____ day of _____, 2023, in _____ City, Philippines. Affiant exhibiting his/her government issued identification card:

Name	Government ID No.	Date of Issue	Place of Issue
Jeanemar S. Talaman	Driver's License F03-13-001744	05 June 2018	DLRC - Ayala

Doc. No. 307
Page No. 63
Book No. 58
Series of 2023.

ATTY. ROMEO M. MONEFORT
Notary Public City of Makati
Until December 31, 2023
Appointment No. 172 (2022-2023)
PTR NO. 9563521 Jan. 3, 2023 Makati City
IBP No. 1062634 - Jan. 3, 2018
MCLE NO. VI-0023417 Roll No. 27932
26 Amorsolo Street Legaspi Village
Makati City

SECURITIES AND EXCHANGE COMMISSION

SEC FORM 17-L

NOTIFICATION OF INABILITY TO FILE ALL OR ANY PORTION OF SEC FORM 17-A OR 17-Q

GENERAL INSTRUCTIONS

1. This Form may be signed by an executive officer of the issuer or by any other duly authorized representative. The name and title of the person signing the form shall be typed or printed beneath the signature. If the statement is signed on behalf of the issuer by an authorized representative other than an executive officer, evidence of the representative's authority to sign on behalf of the issuer shall be filed with the Form.
2. One signed original and four conformed copies of this Form and attachments thereto must be completed and filed with the Commission and, where any class of the issuer's securities are listed on a Stock Exchange, one with that Stock Exchange, in accordance with SRC Rule 17-1. The information contained in or filed with the Form will be made a matter of the public record in the Commission's and the Exchange's files.
3. A manually signed copy of the Form and amendments thereto shall be filed with the Stock Exchange if any class of securities of the issuer is listed thereon.
4. One signed original and four conformed copies of amendments to the notifications must also be filed on SEC Form 17-L but need not restate information that has been correctly furnished. The Form shall be clearly identified as an amended notification.
5. If the deadline for filing SEC Form 17-A or 17-Q specified in paragraph 2(b)(ii) of SRC Rule 17-1 is not complied with, a fine will be imposed for each day thereafter that the Form is not filed.

SECURITIES AND EXCHANGE COMMISSION

SEC FORM 17-L

NOTIFICATION OF INABILITY TO FILE ALL OR
ANY PORTION OF SEC FORM 17-A OR 17-Q

Check One:

Form 17-A [] Form 17-Q [✓]

Period-Ended Date of required filing March 31, 2023

Date of this report May 09, 2023

Nothing in this Form shall be construed to imply that the Commission has verified any information contained herein.

If this notification relates to a portion or portions of the filing checked above, identify the item(s) to which the notification relates: SEC FORM 17-Q

1. SEC Identification Number CS201424696 2. BIR Tax Identification No. : 008-930-133-000

3. Sun Life Prosperity Philippine Stock Index Fund, Inc.
Exact name of issuer as specified in its charter

4. Bonifacio Global City, Taguig City
Province, country or other jurisdiction of incorporation

5. Industry Classification Code: (SEC Use Only)

6. 8F Sun Life Centre 5th Avenue cor Rizal Drive Bonifacio Global City, Taguig City 1634

.....
Address of principal office

.....
Postal Code

7. (02) – 8555 8888
Issuer's telephone number, including area code

8. N. A.
Former name, former address, and former fiscal year, if changed since last report.

9. Are any of the issuer's securities listed on a Stock Exchange?

Yes [] No [X]

If yes, disclose the name of such Stock Exchange and the class of securities listed therein:
.....

Part I - Representations

If the subject report could not be filed without unreasonable effort or expense and the issuer seeks relief pursuant to SRC Rule 17-1, the following should be completed. (Check box if appropriate)

(a) The reasons described in reasonable detail in Part II of this Form could not be estimated without unreasonable effort or expense. []

(b) The subject annual report on SEC Form 17-A, or portion thereof, will be filed on or before the fifteenth calendar day following the prescribed due date; or the subject quarterly report on SEC Form 17-Q, or portion thereof, will be filed on or before the fifth day following the prescribed due date. [✓]

(c) The accountant's statement or other exhibit required by paragraph 3 of SRC Rule 17-1 has been attached if applicable. []

Part II - Narrative

State below in reasonable detail the reasons why SEC Form 17-A or SEC Form 17-Q, or portion thereof, could not be filed within the prescribed period. (Attach additional sheets if needed.)

The Company's SEC Form 17-Q for the quarter ending March 31, 2023 could not be completed and filed within the prescribed period. The Company has yet to complete the review of its financial statements and required notes disclosures. The Company undertakes to submit the report within five (5) calendar days after the prescribed deadline to the Securities and Exchange Commission.

Part III - Other Information

(a) Name, address and telephone number, including area code, and position/title of person to contact in regard to this notification

**Jeanemar S. Talaman
Treasurer, Sun Life Asset Management Company, Inc.
Sun Life Centre 5th Avenue cor Rizal Drive Bonifacio Global City, Taguig City 1634
8555-8888**

(b) Have all other periodic reports required under Section 17 of the Code and under Sections 26 and 141 of the Corporation Code of the Philippines during the preceding 12 months, or for such shorter period that the issuer was required to file such report(s), been filed? If the answer is no, identify the report(s).

Yes [✓] No [] Reports:

(c) Is it anticipated that any significant change in results of operations from the corresponding period for the last fiscal year will be reflected by the earnings statements to be included in the subject report or portion thereof?

Yes [] No [✓]

If so, attach an explanation of the anticipated change, both narratively and quantitatively, and, if appropriate, state the reasons why a reasonable estimate of the results cannot be made.

SIGNATURE

Pursuant to the requirements of the SRC Rule 17-1, the issuer has duly caused this report to be signed on its behalf by the undersigned hereunto duly authorized.

Sun Life Prosperity Philippine Stock Index Fund, Inc.

Registrant's full name as contained in charter



JEANEMAR S. TALAMAN

Treasurer, Sun Life Asset Management Company, Inc.

Date: **May 09, 2023**

MANAGEMENT REPORT

a. Management's Discussion and Analysis (MD&A) or Plan of Operation.

CORPORATE INFORMATION

Sun Life Prosperity Philippine Stock Index Fund, Inc. (the "Company") was incorporated and registered with the Philippine Securities and Exchange Commission (SEC) on December 23, 2014. The Company is a registered open-end investment company under the Investment Company Act (Republic Act "R.A." No. 2629) and the Securities Regulation Code (R.A. No. 8799), formerly known as the Revised Securities Act (B.P. No. 178). The Company's investment objective is to generate long-term capital growth by tracking the performance of the Philippine Stock Exchange Index (PSEi). The investment policy is to invest primarily in common stocks that comprise the PSEi and in cash and/or money market instruments. As an open-end investment company, its shares are redeemable anytime based on the Net Asset Value Per Share (NAVPS) at the time of redemption.

1. **Plan of Operation.** For the next twelve (12) months, management will continue its current plan of operation, with a focus on improving cost efficiency.
2. **Management's Discussion and Analysis.** The performance of the Company could be measured by the following indicators:
 - 2.1 **Increase/Decrease in Net Assets Value Per Share (NAVPS)** NAVPS is computed by dividing net assets (total assets less total liabilities) by the total number of shares issued and outstanding plus the total number of shares outstanding due to deposit for future subscriptions (DFFS) and for conversion to shares, if any, as of the end of the reporting day. Any increase or decrease in NAVPS translates to a prospective capital gain or capital loss, respectively, for the Company's shareholders.
 - 2.2 **Net Investment Income.** Represents the total earnings of the Company from its investment securities, less operating expenses and income tax. This gauges how efficiently the Company has utilized its resources in a given time period.
 - 2.3 **Assets Under Management (AUM).** The assets under the Company's disposal. This measures the profitability of the Company (increase/decrease brought about by its operational income) as well as investor confidence (increase/decrease brought about by investor subscriptions/redemptions).
 - 2.4 **Cash Flow.** Determines whether the Company was able to achieve the optimal level of liquidity by being able to meet all its scheduled payments while at the same time maintaining the maximum level of investments and minimum level of cash.

FINANCIAL STATEMENT ANALYSIS

Management's Discussion and Analysis of Financial Condition and Results of Operations

Material Changes in the 1st Quarter Financial Statements

Statement of Financial Position and Statements of Changes in Equity – March 31, 2023 vs. December 31, 2022

	31-Mar-23	31-Dec-22	Movement	Percentage (%)	MDAS
	Unaudited	Audited			
Cash in banks	78,839,313	113,089,811	(34,250,498)	-30.29%	Liquidity requirements were met.
Financial assets at fair value through profit or loss	11,906,046,473	11,783,870,319	122,176,154	1.04%	The increase was due to net acquisition of investment securities which was partly offset by the unfavorable market condition.
Due from brokers	60,798,630	-	60,798,630	100.00%	This account refers to amounts receivable from brokers arising from the sale of investments processed on or before the reporting period, which are settled three days after the transaction date.
Dividends receivable	21,188,385	3,511,917	17,676,468	503.33%	The collection of receivable is dependent on the scheduled payment dates of each listed stock from which dividends were received.
Other current assets	168,755	102	168,653	165346.08%	This account pertains to prepaid expense to be amortized until the end of the accounting period and prepaid tax to be applied in the future income tax payable of the fund.
Total Assets	12,067,041,556	11,900,472,149	166,569,407	1.40%	
Accrued expenses and other payables	25,702,185	35,717,346	(10,015,161)	-28.04%	The decrease mainly pertains to the settlement of outstanding proceeds payable to investors for redemption of their investments processed on or before end of the reporting period, which are usually settled four (4) days after the transaction date.
Payable to fund manager	12,892,271	12,568,325	323,946	2.58%	The increase was due to higher average AUM for the period.
Due to brokers	73,621,576	28,703,390	44,918,186	100.00%	This account refers to outstanding amounts payable to brokers in relation to purchase of investment in equity securities during the period, which are usually settled three (3) days after the transaction date.
Total Liabilities	112,216,032	76,989,061	35,226,971	45.76%	
Share capital	39,999,992	39,999,992	-	0.00%	
Deposits for future stock subscriptions	9,389,462,816	9,288,325,129	101,137,687	1.09%	DFFS received recorded in this account since the Company met all the requirements to be classified as equity.
Additional paid-in capital	4,093,995,864	4,076,568,510	17,427,354	0.43%	
Deficit	(1,568,303,703)	(1,567,191,186)	(1,112,517)	0.07%	Net loss for the period.
Treasury shares	(329,445)	(14,219,357)	13,889,912	-97.68%	Decrease due to net reissuance of treasury shares during the period.
Net Assets	11,954,825,524	11,823,483,088	131,342,436	1.11%	Increase in net assets was due to higher deposits for future stock subscriptions during the period.
Net Assets Value per Share	0.8523	0.8519	0.0005	0.05%	

Material Changes in the 2022 Financial Statements

Statement of Financial Position and Statements of Changes in Equity – December 31, 2022 vs. December 31, 2021

	31-Dec-22	31-Dec-21	Movement	Percentage (%)	MDAS
	Audited	Audited			
Cash in banks	P 113,089,811	P 91,628,425	21,461,386	23.42%	Liquidity requirements were met.
Financial assets at fair value through profit or loss	11,783,870,319	11,734,282,304	49,588,015	0.42%	Increase was due to favorable market movement of some listed equity investments.
Dividends receivable	3,511,917	4,188,455	(676,538)	-16.15%	The collection of receivable is dependent on the scheduled payment dates of each listed stock from which dividends were received.
Other current assets	102	123	(21)	-17.07%	Decrease was due to application of income tax payable during the year.
Total Assets	11,900,472,149	11,830,099,307	70,372,842	0.59%	
Accrued expenses and other payables	35,717,346	48,490,796	(12,773,450)	-26.34%	The decrease was due to lower outstanding proceeds payable to investors for redemption of their investments processed on or before end of the reporting period, which are usually settled four (4) days after the transaction date.
Due to brokers	28,703,390	0	28,703,390	100.00%	This account refers to amounts payable to brokers for the purchase of investments processed on or before the reporting period, which are settled three days after the transaction date.
Payable to fund manager	12,568,325	12,976,239	(407,914)	-3.14%	The decrease was due to lower AUM for the period.
Total Liabilities	76,989,061	61,467,035	15,522,026	25.25%	
Share capital	39,999,992	39,988,573	11,419	0.03%	Transfer of DFFS to ACS
Deposits for future stock subscriptions	9,288,325,129	8,441,211,012	847,114,117	10.04%	DFFS received is recorded in this account since the Company met all the requirements to be classified as equity.
Additional paid in capital	4,076,568,510	4,012,476,032	64,092,478	1.60%	
Deficit	(1,567,191,186)	(723,004,108)	(844,187,078)	116.76%	Net loss for the period.
Treasury Shares	(14,219,357)	(2,039,237)	(12,180,120)	597.29%	Due to net acquisition of treasury shares during the period.
Net Assets	P 11,823,483,088	P 11,768,632,272	54,850,816	0.47%	Net acquisition of treasury shares and net loss for the period.
Net Assets Value per Share	P 0.8519	P 0.9173	(P 0.065)	-7.13%	

There were no known trends, demands, commitments, events or uncertainties that will result in or that are reasonably likely to result in increasing or decreasing the Company's liquidity in any material way.

There was no contingent liability reflected in the accompanying audited financial statements.

The Company does not anticipate having any cash flow or liquidity problems as it complies with the liquidity requirements per ICA-IRR 6.10. The Company was able to meet all its monetary obligations to its shareholders (for redemption) and creditors for the period covered. It does not foresee any event that could trigger a direct or contingent financial obligation that is material to its operations.

There were no material off-balance sheet transactions, arrangements, obligations (including contingent obligations), and other relationships of the Company with unconsolidated entities/other persons created during the reporting period. Likewise, there are no material commitments for capital expenditures, known trends, events, or uncertainties

that have had or that are reasonably expected to have a material impact on net income/revenue from the continuing operations of the Company.

There are no other significant events and transactions from the last annual reporting period that is required for disclosure this year.

Statement of Comprehensive Income for the Three months ended – March 31, 2023 vs. March 31, 2022

	31-Mar-23	31-Mar-22	Movement	Percentage (%)	MDAS
	Unaudited	Unaudited			
Investment Income	17,438,415	4,272,437	13,165,978	308.16%	The increase was driven by higher dividend and interest income for the period.
Investment Expenses	4,607,325	3,936,781	670,544	17.03%	Dependent on the percentage of the amount of stock trading as sold and purchased for the period.
Operating Expenses	40,540,481	39,736,505	803,976	2.02%	Increase was due to higher average AUM, custodianship fees, taxes and licenses for the period.
Net Unrealized Gains (Losses) on Investments	32,328,149	231,138,867	(198,810,718)	-86.01%	Decrease was due to the impact of unfavorable market condition during the period.
Provision for Income Tax	5,731,275	4,548,466	1,182,809	26.00%	The increase was mainly due to the higher amount of selling tax incurred from the sale of listed equity securities.
Net Investment Income (Loss)	(1,112,517)	187,189,552	(188,302,068)	-100.59%	

Statement of Comprehensive Income for the Years ended – December 31, 2022 vs. December 31, 2021

	31-Dec-22	31-Dec-21	Movement	Percentage (%)	MDAS
	Audited	Audited			
Investment Loss	(P 20,844,588)	(P 2,252,790)	(18,591,798)	825.28%	The decrease was due to higher trading loss realized in the disposal of equity securities which was partly offset with the increase in dividend income earned during the year compared to prior year.
Investment Expenses	9,404,424	14,332,613	(4,928,189)	-34.38%	Dependent on the percentage of the amount of stock trading as sold and purchased for the period.
Operating Expenses	154,030,160	158,171,595	(4,141,435)	-2.62%	This is due to the decrease in management and distribution fees brought by lower average AUM, taxes and licenses, custody fees and directors' fees.
Net Unrealized Gains (Losses) on Investments	(650,340,585)	197,085,607	(847,426,192)	-429.98%	Decrease was due to unfavorable market condition during the period compared to prior year.
Provision for Income Tax	9,567,321	16,306,148	(6,738,827)	-41.33%	Final taxes of interest income earned from fixed-income investments, selling taxes of listed equities and corporate income tax for the period.
Net Investment Income (Loss)	(P 844,187,078)	P 6,022,461	(850,209,539)	14117.31%	

Average daily net asset value from January to March 2023 and January to March 2022 is PHP 12,201,069,341 and PHP 11,961,296,055 respectively.

Average daily net asset value in 2022 and 2021 is PHP 11,452,235,331 and PHP 11,237,651,674, respectively.

The Company has no unusual nature of transactions or events that affect assets, liabilities, equity, net income or cash flows.

There were no commitments, guarantees and contingent liabilities that arise in the normal course of operations of the Fund which are not reflected in the accompanying audited financial statements. The management of the Company is of the opinion that there were no income or losses from these items that will have any material effect on its audited financial statements.

There were no known material events subsequent to the end of the quarterly reporting period that have not been reflected in the Fund's interim unaudited financial statements as at the period ended March 31, 2023.

There were no known material events subsequent to the end of the annual reporting period that have not been reflected in the Company's audited financial statements as at the period ended December 31, 2022.

There were no significant elements of income or loss that did not arise from the Company's continuing operations.

There were no changes in estimates of amount reported in the current financial year or changes in estimates of amounts reported in prior financial years.

There were no seasonal aspects that had a material effect on the financial condition or results of operations of the Company.

Top 5 Key Performance Indicators

The performance of a fund is important to its investors. Oftentimes, it is used when making investment decisions. That is why Key Performance Indicators (KPI), a set of quantifiable measures, is necessary to gauge its performance in terms of meeting the Fund's investment objective while consistently following its investment policy. The following are the top 5 KPIs related to the Fund:

1. **Total Return.** The performance of a mutual fund is always expressed in terms of its total return, which is the sum of the change in a fund's net asset value (NAV), its dividends and its capital gains distributions over a given period of time, net of its expenses.
2. **Market Conditions.** A fund's true performance potential needs to be evaluated within the context of the market environment prevailing during the different periods used. It is most relevant to investors to measure the performance of a fund within a 5-year time frame as it will most likely cover a mix of market conditions that may be translated into a more reliable long-term indicator of the fund manager's investment management abilities.
3. **Benchmarks.** Benchmarking is one of the most important aspects of a mutual fund's total return performance. A fund's performance metrics only have meaning if they are compared to appropriate "guideposts," or benchmarks.

As for the Fund, considering that it is primarily invested in stocks listed in the Philippine Stock Exchange (PSE), its performance is measured against the Philippine Stock Exchange Index (PSEi). The PSEi is the main index of the PSE and is the most watched index among the six PSEi Series. It measures the relative changes in the free float-adjusted market capitalization of the 30 largest and most active common stocks listed at the PSE, thereby providing an overview of the market's overall condition.

	Total Return vs Benchmark	
	Benchmark: 100% PSEi	Sun Life Prosperity Phil. Stock Index Fund, Inc.
5-Year Return	-18.55%	-16.52%
3-Year Return	22.15%	23.84%
1-Year Return	-9.77%	-8.52%
YTD Return	-1.02%	0.05%

*As of March 31, 2023

The benchmark may be changed by the Fund's Board of Directors from time to time.

4. **Peer Comparisons.** Mutual funds are also compared to their peers, or peer groups, and relevant fund categories. For example, it is common for investment research materials to compare a bond fund, like the Fund, to funds similar in nature (peers or peer group). While this information is made available to the Fund's investors, the same may be found in the website of the PIFA - at www.pifa.com.ph.

Comparative Returns

	% of MF Industry	YTD	1-Year	3-Year	5-Year
Philippine Stock Index Fund Corp.	3.33%	0.15%	-8.29%	25.30%	-15.09%
PAMI Equity Index Fund, Inc.	0.48%	-0.05%	-9.06%	22.65%	-17.89%
Sun Life Prosperity Philippine Stock Index Fund, Inc.	4.52%	0.05%	-8.52%	23.84%	-16.52%
Philequity PSE Index Fund, Inc.	1.46%	0.19%	-8.48%	25.63%	-15.00%

*As of March 31, 2023

5. **Asset Size.** Open-ended mutual funds grow their asset size in two ways:
 - i. Increase in the value of the underlying assets as a result of the strong performance of equity securities and/or bonds in the fund's portfolio. When the underlying assets in a portfolio increase in value, the fund's asset size increases.
 - ii. The inflow of investors' money. This is why a fund's asset size will continue to grow even if it has a negative return.

The increase in a fund's asset size signifies solid fund management skills which, combined with favorable market conditions backed by a strong economic outlook, illustrates how effectively a fund manager has performed and the extent to which value has been added through active management.

The second indicates investor confidence in the fund manager, the Fund, or both.

Most analysts check whether the performance of a mutual fund is attributable to personnel who have since left the fund. While there is no magic number when it comes to fund manager tenure, it should provide some investor comfort to know that with respect to the Fund, the Fund Manager and the Fund's top management have been with the Fund for at least five (5) years. Furthermore, SLOCPI having been in the business for decades combined with a record of consistent strong performance indicates a stability and resilience capable of withstanding the different stages of the business cycle.

- 3 **Changes in and Disagreements with Accountants on Accounting and Financial Disclosure.** There have been no changes in and/or any disagreement with accountants on any accounting and financial disclosures and/or on any matter of accounting principles or practices, financial statement disclosure, or auditing scope or procedure.

b. **Registrant's Common Equity and Related Stockholder Matters**

1. **Market Information.** Being an investment company that is not listed with the PSE and required to follow rules specific to mutual funds, shares are distributed through its principal distributor, SLAMCI.

The Fund is not listed in the PSE. It is registered as an open-end investment company and follows rules specific to mutual funds. The NAVPS, or the price at which investors may purchase or sell shares of this Fund is available daily, on any business day.

The following table shows the ranges of high and low prices (NAVPS) of the Fund's common shares for 2023, 2022 and 2021:

	2023		2022		2021	
	High	Low	High	Low	High	Low
Q1	P 0.9197	P 0.8307	P 0.9644	P 0.8777	P 0.9387	P 0.8241
Q2	-	-	P 0.9264	P 0.7870	P 0.9003	P 0.7957
Q3	-	-	P 0.8904	P 0.7453	P 0.9074	P 0.8084
Q4	-	-	P 0.8801	P 0.7507	P 0.9585	P 0.8909

2. **Holders.** There are approximately 57,234 stockholders as of 31 March 2023.

c. **Dividends.** Each shareholder has a right to any dividends declared by the Board of Directors. Dividends must be declared out of surplus. Except for the condition prescribed for the declaration of stock dividends, there are no restrictions that limit the ability to pay dividends on common equity or that are likely to do so in the future. The Company has not declared cash dividends to date.

Each shareholder is entitled to vote on matters taken up in the annual shareholders' meeting. Shares held by a shareholder can be redeemed anytime at the shareholder's discretion. However, the shareholders do not enjoy pre-emptive rights.

There are no provisions in the charter or by-laws that would delay, defer or prevent a change in control of the registrant.

d. **Sale of Unregistered or Exempt Securities.** There has been no sale of unregistered or exempt securities nor has there been a recent issuance of securities constituting an exempt transaction.

e. **Top 20 Shareholders.** Please refer to Item 4 (d) (1) of SEC Form Definitive 20-IS.