



SUN LIFE PROSPERITY ACHIEVER FUND 2048, INC.

NOTICE OF ANNUAL STOCKHOLDERS' MEETING

To all shareholders:

NOTICE IS HEREBY GIVEN that the Annual Meeting of Stockholders of Sun Life Prosperity Achiever Fund 2048, Inc. shall be held on **11 July 2023 (Tuesday) at 11:00 a.m. via Zoom at <https://sunlife.zoom.us/j/1233795378>**, to consider the following:

AGENDA

1. Call to Order
2. Proof of Notice of Meeting
3. Determination and Certification of Quorum
4. Chairman's Address
5. Review of 2022 Operations
6. 2022 Fund Performance
7. Election of Directors for the 2023 to 2024 term
8. Approval of the Minutes of the 2022 shareholders' meeting
9. Confirmation and Ratification of All Acts and Proceedings of the Board and Corporate Officers (Annex A)
10. Appointment of External Auditor
11. Other Matters – Amendment of:
 - a. Article II (Primary Purpose) and Article II, paragraphs 1 (ii) and 6 (Secondary Purpose) of the Articles of Incorporation to align with the Investment Company Act and its Implementing Rules and Regulations
 - b. Article II paragraphs 8 (Secondary Purpose) of the Articles of Incorporation to clarify the wording.
 - c. Article II, paragraph 9 (Secondary Purpose) of the Articles of Incorporation to revise "Corporation Law" to "Revised Corporation Code"
 - d. Article VII of the Articles of Incorporation to align the conditions for the redemption of shares by a shareholder with the Investment Company Act, its Implementing Rules and Regulations, and other applicable issuances of the Securities and Exchange Commission
 - e. Article VIII of the Articles of Incorporation to add a description of the features of the Company's shares
 - f. Article I, Sections 1 (Annual Meetings) and 2 (Special Meetings) of the By-Laws to allow for the holding of the stockholders meeting via remote communication and align the meeting date of the Funds; Section 2 (Special Meetings) of the By-Laws to align with Section 49 of the Revised Corporation Code
 - g. Article I, Section 3 (Notices) of the By-Laws to align with Securities and Exchange Commission requirements.
 - h. Article I, Section 6 (Voting) of the By-Laws to provide for the use of remote communication or in absentia in the conduct of regular and special stockholders' meetings and on the manner of voting and to align the requirements for proxies in accordance with the Revised Corporation Code
 - i. Article II, Section 1 (Board of Directors) of the By-Laws to include the requirement that at least twenty percent (20%) of the Board of Directors must be composed of independent directors
 - j. Article II, Section 2 (Meetings) of the By-Laws to align the period for the notice of meeting of the directors with the Revised Corporation Code
 - k. Article II, Section 4 (Compensation) of the By-Laws to expressly state that directors are prohibited from participating in the determination of their own per diems or compensation and to ensure that director compensation is granted by the stockholders

- l. Article II, Section 5 (Vacancy) of the By-Laws to align with the Revised Corporation Code on the vacancies in the Board of Directors
 - m. Article III, Sections 1 and 6 of the By-Laws in relation to the election of a Compliance Officer as one of the corporate officers
 - n. Article IV, Section 1 (Committees) of the By-Laws to ensure compliance with applicable rules on the composition of committees, changing or discharging of its members, and filling in vacancies
 - o. Article IV, Section 2 (Advisory Board) of the By-Laws on the deletion of the Advisory Board
 - p. Article VI, Section 1 (b) (Management Contracts) of the By-Laws to align with the Investment Company Act and its Implementing Rules and Regulations
 - q. Article VI, Section 2 (Distribution Contracts) of the By-Laws to align with the Investment Company Act and its Implementing Rules and Regulations and to clean up the section
 - r. Article VII, Section 3 (Lost or Destroyed Certificates) of the By-Laws to refer to the applicable section of the Revised Corporation Code
 - s. Article VII, Section 6 (Closing of Transfer Books) of the By-Laws to align with the period specified in the Revised Corporation Code
 - t. Article VIII, Section 1 (Investment Policy) of the By-Laws to clarify that the Prospectus is as filed with and approved by the Securities and Exchange Commission
 - u. Article VIII, Sections 2 (a) (b) and (c) (Restrictions) of the By-Laws to align with the Investment Company Act and its Implement Rules and Regulations
 - v. Article IX, Section 1 (Net Asset Value) of the By-Laws to clarify that the Prospectus is as filed with and approved by the Securities and Exchange Commission
 - w. Article X, Section 1 (Procedure for Redemption) of the By-Laws to align with the grounds for suspension under the Investment Company Act and its Implementing Rules and Regulations
 - x. Article X, Section 2 (Payment on Redemption) of the By-Laws to align with the Investment Company Act and its Implementing Rules and Regulations
 - y. Article XI, Section 1 (Custodian) of the By-Laws to align the definition of a Custodian with the definition and qualifications provided by the Investment Company Act and other applicable issuance of the Securities and Exchange Commission
 - z. Article XI, Section 2 (Auxiliary Custodian) of the By-Laws to align it with the Investment Company Act and its Implementing Rules and Regulations on outsourcing or delegation of functions of the Custodian
 - aa. Article XI, Section 3 (Auditors) of the By-Laws to align it with the Investment Company Act and its Implementing Rules and Regulations and the Securities Regulation Code on the qualifications and appointment of an auditor
 - bb. Article XIV, Section 1 (Amendments) of the By-Laws to align with the applicable provision of the Revised corporation Code
12. Adjournment

Representatives of Navarro Amper & Co./Deloitte Touche Tohmatsu are expected to be present during the annual meeting to respond to appropriate questions and to make a statement if they so desire.

The Board of Directors has, in accordance with the By-Laws, fixed the close of business on **30 April 2023** as the record date for the determination of the shareholders entitled to notice of and to vote as such in the annual shareholders' meeting and any adjournment thereof.

The Fund will accept proxy votes from its stockholders by emailing SunLifeFunds@sunlife.com until Saturday, 01 July 2023 (at least 10 days prior to the ASHM). The same shall be remotely validated by the Fund before the close of business hours on or before 06 July 2022 (at least 5 days prior to the ASHM).

Shareholders and/or their proxies must pre-register using the provided link. Identification of the registrant will be verified during the pre-registration process.

Taguig City, Metro Manila, 13 June 2023.

A handwritten signature in black ink, appearing to read 'AK' with a flourish.

ATTY. ANNA KATRINA C. KABIGTING-IBERO
Corporate Secretary

SECURITIES AND EXCHANGE COMMISSION

SEC FORM 20-IS

INFORMATION STATEMENT PURSUANT TO SECTION 20
OF THE SECURITIES REGULATION CODE

1. Check the appropriate box:

☐ Preliminary Information Statement ☒ Definitive Information Statement

2. Name of Registrant as specified in its charter: **Sun Life Prosperity Achiever Fund 2048, Inc.**

3. Province, country or other jurisdiction of incorporation or organization: **Philippines**

4. SEC Identification Number: **CS201739629**

5. BIR Tax Identification Code: **009-942-755-00000**

6. Address of Principal Office: **8th Floor Sun Life Centre, 5th Avenue cor Rizal Drive, Bonifacio Global City, Taguig City 1634**

7. Registrant's telephone number, including area code: **(632) 8555-8888**

8. Date, time, place of the meeting of security holders:

**11 July 2023 (Tuesday) 11:00 A.M.
via Zoom at <https://sunlife.zoom.us/j/1233795378>
to be hosted from 6F Sun Life Centre, 5th Avenue corner Rizal Drive
Bonifacio Global City, Taguig City 1634**

9. Approximate date on which the Information Statement is first to be sent or given to security holders:
13 June 2023

10. In case of Proxy Solicitations:

Name of Person Filing the Statement/Solicitor: **Mr. Marleen Kaye Simbillo**

Address and Telephone Number: **8th Floor Sun Life Centre, 5th Avenue cor Rizal Drive, Bonifacio Global City, Taguig City 1634; (632) 8849-9888; marleen.kaye.simbillo@sunlife.com**

11. Securities (shares) registered pursuant to Sections 8 and 12 of the Code or Sections 4 and 8 of the RSA (information on number of shares and amount of debt is applicable only to corporate registrants):

Title of Each Class	Number of Shares Outstanding
Common Shares, PHP0.01 par value	50,000,000 shares (as of 31 May 2023)

12. Are any or all of the Company's securities listed on the Philippine Stock Exchange ("PSE")?

☐ Yes ☒ No

PART I.
INFORMATION REQUIRED IN THE INFORMATION STATEMENT

A. GENERAL INFORMATION

Item 1. Date, Time and Place of Meeting of Security Holders

a. The annual shareholders' meeting of Sun Life Prosperity Achiever Fund 2048, Inc. (the "Company") will be held on **11 July 2023 at 11:00 a.m. via Zoom at <https://sunlife.zoom.us/j/1233795378> to be hosted from 6F Sun Life Centre, 5th Avenue corner Rizal Drive, Bonifacio Global City, Taguig City 1634**. The principal office of the Company is located at 8th Floor Sun Life Centre, 5th Avenue corner Rizal Drive, Bonifacio Global City, Taguig City 1634.

b. The approximate date on which the information statement and proxy form ("ASHM materials") will be sent to all shareholders is on 13 June 2023. Stockholders will receive the ASHM materials personally, by mail (by physical or electronic transmission). Further, stockholders will also have access to the ASHM materials via the SLAMCI website.

Item 2. Dissenter's Right of Appraisal. The Corporation Code of the Philippines, specifically its Sections 81 to 86 of Title X, gives a dissenting shareholder or a shareholder who votes against certain corporate actions specified by law, the right to demand payment of the fair market value of his/her shares, commonly referred to as Appraisal Right. There is no matter or item to be submitted to a vote or acted upon in the annual shareholders' meeting of the Company which falls under the instances provided by law when dissenting shareholders can exercise their Appraisal Right.

Item 3. Interest of Certain Persons in or Opposition to Matters to be Acted Upon

a. No current director or officer of the Company, or nominee for election as directors of the Company or any associate thereof, has any substantial interest, direct or indirect, by security holdings or otherwise, in any matter to be acted upon other than election to office.

b. No director has informed the Company in writing that he intends to oppose any action to be taken by the Company at the meeting.

B. CONTROL AND COMPENSATION INFORMATION

Item 4. Voting Securities and Principal Holders Thereof

a. The Company has 50,000,000 shares outstanding as of 31 May 2023. Each common share shall be entitled to one (1) vote with respect to all matters to be taken up during the annual shareholders' meeting.

b. The record date for determining shareholders entitled to notice of and to vote during the annual shareholders' meeting is 30 April 2023.

c. In the forthcoming annual shareholders' meeting, shareholders shall be entitled to elect five (5) members to the Board of Directors. Each shareholder may vote such number of shares for as many as five (5) persons he may choose to be elected from the list of nominees, or he may cumulate said shares and give one (1) candidate as many votes as the number of his shares multiplied by five (5) shall equal, or he may distribute them on the same principle among as many candidates as he shall see fit, provided that the total number of votes cast by him shall not exceed the number of shares owned by him multiplied by five (5).

d. Security Ownership of Certain Beneficial Owners and Management

1. Security Ownership of Certain Beneficial Owners. Holders of more than 5%, if any, are included in the list of the Top 20 Shareholders, which is submitted to the SEC through a confidential disclosure.

2. Security Ownership of Management as of 31 May 2023 follows:

Title of Class	Name of Beneficial Owner	Number of Shares ¹	Nature of Ownership	Citizenship	Percent of Class
Common	Benedicto C. Sison	1	Beneficial (B) and Record (R)	Filipino and American	0.00%
Common	Valerie N. Pama	1	B & R	Filipino	0.00%
Common	Cielito F. Habito	1	B & R	Filipino	0.00%
Common	Oscar S. Reyes	1	B & R	Filipino	0.00%
Common	Aleli Angela G. Quirino	1	B & R	Filipino	0.00%

The above individual owners can be contacted through the Corporate Secretary of the Company, Atty. Kabigting-Ibero, 6th Floor Sun Life Centre, 5th Avenue cor Rizal Drive, Bonifacio Global City, Taguig City 1634.

3. **Voting Trust Holders of 5% or More.** No holder of 5% or more of the Company's common shares has any voting trust or similar agreement that vest voting rights or other powers to a voting trustee.

4. **Changes in Control.** There has been no change in control of the Company since the beginning of the last fiscal year.

Item 5. Directors and Executive Officers

Nominees for Independent Directors, Atty. Aleli Angela G. Quirino, Dr. Cielito F. Habito, and Mr. Oscar S. Reyes, were nominated by Ms. Valerie N. Pama to the Corporate Governance Committee. Ms. Pama is not related to the said nominees. The Corporate Governance Committee composed of Atty. Quirino as Chairman and Mr. Sison and Mr. Reyes as Members, pre-screens and shortlists all candidates nominated to become a member of the Board of Directors in accordance with the qualifications and disqualifications of the regulations named above and in accordance with the procedure outlined in the Company's Manual on Corporate Governance ("Manual").

Except for committee members who are independent directors themselves, none of the members of the Corporate Governance Committee are related to the independent directors.

a. The Company's directors—including independent directors—and executive officers are as follows:

<u>Name</u>	<u>Citizenship</u>	<u>Position</u>	<u>Age</u>	<u>Term of Office</u>	<u>Period Served</u>
Benedicto C. Sison	Filipino and American	Director/Chairman	62	2018 - present	5 terms
Valerie N. Pama	Filipino	Director/President	59	March 2022 – present	1 term
Aleli Angela G. Quirino	Filipino	Independent Director	79	2018-present	5 terms
Oscar S. Reyes	Filipino	Independent Director	77	2018-present	5 terms
	Filipino	Independent Director	70	July 2019 – present	

¹ Number of shares held in their capacity as Director or Chairperson

Cielito F. Habito					4 terms
Jeanemar S. Talaman	Filipino	Treasurer	41	September 2022 – present	
Maria Pia A. Urgello	Filipino	Interim Compliance Officer	49	April 2023 – present	
Anna Katrina C. Kabigting-Ibero	Filipino	Corporate Secretary	43	April 2020 – present	3 terms
Frances Ianna S. Canto	Filipino	Assistant Corporate Secretary	34	September 2020 – present	3 terms
Ria V. Mercado	Filipino	Risk Officer	47	2018-present	5 terms

A brief write-up on the business experience of the incumbent directors and executive officers of the Company are as follows:

BENEDICTO C. SISON

Chairman and Director (2018 to present)

Mr. Benedicto C. Sison is the CEO and Country Head of the Sun Life group of companies in the Philippines from 01 July 2018. He is also the President of Sun Life Financial Philippine Holding Company, Inc. (December 2015 to present) and serves as the Director and Chairman of the eighteen Sun Life Prosperity Funds i.e., Sun Life of Canada Prosperity Balanced Fund, Inc., Sun Life of Canada Prosperity Bond Fund, Inc., Sun Life of Canada Prosperity Philippine Equity Fund, Inc., Sun Life Prosperity Dollar Abundance Fund, Inc., Sun Life Prosperity Dollar Advantage Fund, Inc., Sun Life Prosperity Dynamic Fund, Inc., Sun Life Prosperity Philippine Stock Index Fund, Inc., Sun Life Prosperity GS Fund, Inc., Sun Life Prosperity Peso Starter Fund, Inc. (formerly Sun Life Prosperity Money Market Fund, Inc.), Sun Life Prosperity Dollar Wellspring Fund, Inc., Sun Life Prosperity World Voyager Fund, Inc., (September 2015 to present), Sun Life Prosperity Dollar Starter Fund, Inc., Sun Life Prosperity World Equity Index Feeder Fund, Inc. (2017 to present), and Sun Life Prosperity Achiever Fund 2028, Inc., Sun Life Prosperity Achiever Fund 2038, Inc., and Sun Life Prosperity Achiever Fund 2048, Inc. (2018 to present), Sun Life Prosperity Peso Voyager Feeder Fund, Inc. (January 2022) and Sun Life Prosperity World Income Fund, Inc. (August 2022 to present). He is also the Director and Chairman of the Grepalife Funds such as Grepalife Balanced Fund Corporation, Grepalife Dollar Bond Fund Corporation, and Grepalife Fixed Income Fund Corporation (September 2015 to present). He is the Vice President of Sun Life Financial – Philippines Foundation, Inc., (September 2015 to present) where he also served as Trustee (September 2010 to September 2013). He is currently a Senior Advisor to the Board of Trustees of the Philippine Investment Funds Association (PIFA) and Treasurer of the Philippine Life Insurance Association (PLIA).

Prior to his current role, Mr. Sison served as the Chief Strategy and Financial Management Officer of Sun Life of Canada (Philippines), Inc. (April 2015 to 2018). He also served as Chief Financial Officer of Sun Life Financial Asia (November 2012 to March 2015), Director of Sun Life Hong Kong Limited (December 4, 2012 to May 14, 2015), Commissioner of PT. Sun Life Indonesia Services (February 21, 2013 to July 5, 2013) and Commissioner of PT. Sun Life Indonesia (April 19, 2013 to April 23, 2015). He was also the Director/CFO and Treasurer of Sun Life Financial Philippine Holding Company, Inc. (September 2010 to December 2013), CFO and Treasurer of Sun Life Financial Plans, Inc. (September 2010 to December 2013), Director of Great Life Financial Assurance Corporation (July 2012 to September 2013) and Chief Financial Officer and Treasurer of Sun Life Asset Management Company, Inc. (September 2010 to June 2013) and Sun Life of Canada (Philippines), Inc. (September 2010 to October 2012). He also served as the Finance Director – Asia Pacific of Con-Agra International Food Group (September 2006 to August 2010).

He brings to the job a wealth of international finance experience gained primarily from ConAgra Brands, Inc., a multi-billion dollar global consumer products company. He held various positions with increasing responsibility in the areas of audit, financial control, planning and management in ConAgra's US, India and Asia-Pacific Operations. He was the Finance Director for the Asia Pacific Region, based in China, prior to joining Sun Life. Mr. Sison also worked in the academe as well as in the aerospace, defense and public transit industries in the USA.

Mr. Sison is a Magna Cum Laude graduate of BS Business Administration from the University of the Philippines (1983). He earned his Master's degree in Business Administration, Major in Finance/Accounting (1988) from the Graduate School of Management of the University of California Riverside. He is a Certified Public Accountant (CPA) and is a member of the American Institute of CPAs.

VALERIE N. PAMA

President / Director (March 2022 – present)

Ms. Valerie N. Pama is currently the Chief Asset Management Officer (“CAMO”) of Sun Life of Canada (Philippines), Inc. Since November 1, 2019, Ms. Pama, in her capacity as CAMO, has been responsible for the expansion and development of the various initiatives to drive the profitability and growth of Sun Life's overall asset management business providing strategic direction and development of long-term plans and policies.

Ms. Pama is also the Chairman and Director of Grepalife Asset Management Corporation (December 2021 to present). She is the President and Director of eighteen (18) Sun Life Prosperity Funds, i.e. Sun Life of Canada Prosperity Balanced Fund, Inc., Sun Life of Canada Prosperity Philippine Equity Fund, Inc., Sun Life of Canada Prosperity Bond, Inc., Sun Life Prosperity Dollar Advantage Fund, Inc., Sun Life Prosperity Peso Starter Fund, Inc., Sun Life Prosperity Dollar Abundance Fund, Inc., Sun Life Prosperity GS Fund, Inc., Sun Life Prosperity Dynamic Fund, Inc., Sun Life Prosperity Philippine Stock Index Fund, Inc., Sun Life Prosperity Dollar Wellspring Fund, Inc., Sun Life Prosperity World Voyager Fund, Inc., Sun Life Prosperity Dollar Starter Fund, Inc., Sun Life Prosperity World Equity Index Feeder Fund, Inc., Sun Life Prosperity Achiever Fund 2028, Inc., Sun Life Prosperity Achiever Fund 2038, Inc., Sun Life Prosperity Achiever Fund 2048, Inc., Sun Life Prosperity Peso Voyager Feeder Fund, Inc. (March 2022 to present) and Sun Life Prosperity World Income Fund, Inc. (August 2022 to present).

Currently, Ms. Pama is a Trustee and Vice President of Sun Life Financial-Philippines Foundation, Inc. (October 2020 and December 2022, respectively, to present), Member and Trustee of Filipina CEO Circle (2015 and 2018, respectively to present), Member of Management Association of the Philippines (2015 to present), Financial Executives of the Philippines (2013 to present) and Makati Business Club (August 2019 to present).

Ms. Pama was previously the Director and President of Sun Life Investment Management and Trust Corporation (September 2020 to June 2021), responsible for its establishment and preparations for operations. She was a Director and President of Sun Life Asset Management Company, Inc. (“SLAMCI”) and Director and/or President of thirteen (13) Sun Life Prosperity Funds (2011 to 2020). She was also a Director and/or President of three (3) Grepalife Funds i.e. Grepalife Dollar Bond Fund Corporation, Grepalife Balanced Fund Corporation (formerly, “Grepalife Bond Fund Corporation”), and Grepalife Fixed Income Fund Corporation (2011 to 2018). Ms. Pama was formerly the President of the Sun Life Prosperity Funds and the Grepalife Funds (2011 to 2013). She was also a Director of BESTSERVE Financial Ltd. (HKG) (2021 to 2022).

She also served as the Chief Operating Officer of SLAMCI (2011 to 2012) before being appointed as its President in 2013. With over seven years as President of SLAMCI, Ms. Pama has made tremendous contributions by leading it into becoming the number one non-bank asset management company. Under her vision and leadership, the company achieved great milestones: growing from three (3) mutual funds to sixteen (16) mutual funds to over Php100 Billion in Assets Under Management, launch of the Sun Life Prosperity Card, expanding the sales force into having the most number of Mutual Fund-licensed advisors in the industry and garnering numerous awards from the Philippine Investment Funds Association (PIFA). Another noteworthy recognition for SLAMCI under her management was being named the best asset management company for the Philippines from Euromoney's 2018 Private Banking and Wealth Management survey.

Ms. Pama is a veteran banker, having been in the industry for 20 years. She started her career with Citibank N.A. in 1990 as a Management Associate, wherein she obtained exposure in various segments of the business, assuming progressively senior roles over the years. She had worked in treasury/capital markets, loans, equity sales, customer funding sales, brokerage and money market sales. By the time she retired from Citibank N.A. in 2009, Ms. Pama was the President of Citicorp Financial Services and Insurance Brokerage Inc.

Prior to joining Sun Life, Ms. Pama was a Product Development consultant for ING Bank's Investment Management Group.

Ms. Pama was a member of the Board of Trustees of PIFA from 2011 to 2020 and served as its Chairman from 2013 to 2015. This enabled her to represent the mutual fund industry in advocating investor literacy, customer protection and regulatory advancements to government agencies, key market players and the general public.

Ms. Pama is a graduate of the Ateneo de Manila University with a Bachelor of Science degree in Management Engineering. She obtained her Masters in Business Administration in International Business and Finance, with a minor in Business Economics from Katholieke Universiteit Leuven in Belgium. She was awarded With Distinction by the university for her exemplary academic performance on her final year.

ALELI ANGELA G. QUIRINO

Independent Director (2018 to present)

Atty. Aleli Angela G. Quirino, 78 years old, is an Independent Director of Sun Life of Canada Prosperity Balanced Fund, Inc. (2009 to present); Sun Life Prosperity Dynamic Fund, Inc.; (2012 to present); Sun Life Prosperity Dollar Starter Fund, Inc. (2017 to present); Sun Life Prosperity GS Fund, Inc.; Sun Life Prosperity Philippine Stock Index Fund, Inc.; Sun Life Prosperity Dollar Wellspring Fund, Inc.; Sun Life Prosperity World Voyager Fund, Inc.; Sun Life Prosperity Achiever Fund 2028, Inc.; Sun Life Prosperity Achiever Fund 2038, Inc.; Sun Life Prosperity Achiever Fund 2048, Inc.; Sun Life Prosperity World Equity Index Feeder Fund, Inc. (2018 to present); and Sun Life Prosperity World Income Fund, Inc. (August 2022 to present). She is also an Independent Director of the Grepalife Dollar Bond Fund Corporation, Grepalife Balanced Fund Corporation, and Grepalife Fixed Income Fund Corporation ("Grepalife Funds") (2011 to present).

Atty. Quirino is currently an Of Counsel of Angara Abello Concepcion Regala & Cruz Law Offices (ACCRA Law). She is the Chairman of First Line Healthcare Diagnostics Center, Inc. (2021 to present). She also serves as Director of ELC Beauty, Inc./Estee Lauder Phils. (2002 to present), among others. She also serves as a Director of Neo Pacific Property Management Corporation (2007 to present). She is the Vice-Chairman (2015 to present) of the Board of Trustees and Past President (2009 to 2015) of the Ateneo de Manila Law Alumni Association, Inc., and is a Trustee and Corporate Secretary of the Assumption College, Inc. (1996 to present). She is an Advisory Council Member of the Intellectual Property Association of the Philippines, Inc. (2012 to present). She is the Trustee-Treasurer (1998 to present) of the Intellectual Property Foundation, Inc. She is also the Past President of the ASEAN Intellectual Property Association (2017 to 2019) and Chairman Emeritus of the ASEAN Philippine Intellectual Property Association, Inc. She is an EXCO member of the Association Internationale de la Propriete Intellectuelle (2004 to present).

Atty. Quirino received her Bachelor of Arts and Bachelor of Science in Education (magna cum laude) from Assumption College and Bachelor of Laws (with honors) from the Ateneo de Manila University.

OSCAR S. REYES

Independent Director (2018 to present)

Mr. Oscar S. Reyes is an Independent Director of Sun Life Prosperity Funds, namely: Sun Life Prosperity GS Fund, Inc. (2011 to present), Sun Life Prosperity Dynamic Fund, Inc. (2012 to present), Sun Life Prosperity Dollar Abundance Fund, Inc. (2006 to present), Sun Life Prosperity Dollar Advantage Fund, Inc. (2002 to present), Sun Life of Canada Prosperity Balanced Fund, Inc. (July 2018 to present), Sun Life of Canada Philippine Equity Fund, Inc. (July 2018 to present); Sun Life Prosperity World Equity Index Feeder Fund, Inc. (March 2018 to present); Sun Life Prosperity Achiever Fund 2028, Inc. (March 2018 to present); Sun Life Prosperity Achiever Fund 2038, Inc. (March 2018 to present); Sun Life Prosperity Achiever Fund 2048, Inc. (March 2018 to present); Sun Life Prosperity Dollar Starter Fund, Inc. (July 2021 to present); Sun Life Prosperity Peso Voyager Feeder Fund, Inc. (January 2022 to present); Sun Life Prosperity World Income Fund, Inc. (August 2022 to present) and Sun Life Prosperity Dollar Wellspring Fund, Inc.

(September 2022 to present). He is also an Independent Director of the Grepalife Dollar Bond Fund Corporation, Grepalife Balanced Fund Corporation, and Grepalife Fixed Income Fund Corporation (2011 to present) and Sun Life Financial Plans, Inc. (2006 to present).

Mr. Reyes' other current positions are: member of the Advisory Board of Basic Energy Corporation, and Pioneer Life Inc., Member, Advisory Council of the Bank of the Philippine Islands; Chairman, Pepsi Cola Products Philippines, Inc., Director of PXP Energy Corp. and Independent Director of Cosco Capital Inc., D.M. Wenceslao & Associates Inc., Pioneer Insurance & Surety Corporation, Pioneer Intercontinental Insurance, Philippine Dealing System Holdings Corp., Philippine Dealing & Exchange Corporation, Philippine Depository & Trust Corporation, Philippine Securities Settlement Corporation, Team Energy Corporation, among other firms.

He completed his Bachelor of Arts degree in Economics at the Ateneo de Manila University in 1965 (Cum Laude) and did post-graduate studies at the Ateneo Graduate School of Business, Waterloo Lutheran University in Ontario, Canada and the Harvard Business School in Boston, Mass, USA.

CIELITO F. HABITO

Independent Director (July 2019 to present)

Dr. Cielito F. Habito is an Independent Director of Sun Life Prosperity GS Fund, Inc.; Sun Life of Canada Prosperity Balanced Fund, Inc.; Sun Life of Canada Prosperity Philippine Equity Fund, Inc.; Sun Life Prosperity Philippine Stock Index Fund, Inc.; Sun Life Prosperity Dollar Abundance Fund, Inc.; Sun Life Prosperity Dollar Advantage Fund, Inc.; Sun Life Prosperity World Voyager Fund, Inc.; and Sun Life Prosperity Achiever Fund 2048, Inc.; (2019 to present); Sun Life of Canada Prosperity Bond Fund, Inc. and Sun Life Prosperity Peso Starter Fund, Inc. (July 2021 to present) and Sun Life Prosperity Peso Voyager Feeder Fund, Inc. (January 2022 to present).

He is a Professor of Economics at the Ateneo de Manila University, where he is also Senior Fellow of the Ateneo Center for Economic Research and Development. He also serves as Chairman of Brain Trust Inc., Operation Compassion Philippines, and the Board of Advisers of the TeaM Energy Center for Bridging Leadership at the Asian Institute of Management; Lead Independent Director of First Gen Corporation; Trustee of the Ramon Magsaysay Award Foundation and the Ramos Peace and Development Foundation; and Member of the Board of Governors of the Management Association of the Philippines, JICA-Philippines Advisory Committee, and the World Bank-Philippines Civil Society Advisory Group.

He had also previously served in the Boards of Manila Water Company, Metropolitan Bank & Trust Company, Metrobank Card Corporation, Frontier Oil Corporation, Mutual Fund Company of the Philippines, One Wealthy Nation (OWN) Fund, Steel Corporation of the Philippines, Philsteel Holdings, Solidbank and Lepanto Consolidated Mining Co.

He served in the Cabinet of former President Fidel V. Ramos throughout his presidency in 1992-1998 as Secretary of Socioeconomic Planning, and Director-General of the National Economic and Development Authority (NEDA). Before joining government, he was Professor and Chairman at the Department of Economics of the University of the Philippines-Los Baños (UPLB). He also worked as Visiting Fellow of the Asian Development Bank Institute in Tokyo, Visiting Professor at the Asian Institute of Management and De La Salle Graduate School of Business, Visiting Research Fellow at the Center for Southeast Asian Studies in Kyoto University, Teaching Fellow at Harvard University and Research Consultant at the World Bank.

Dr. Habito is the recipient of numerous awards including the Presidential Award (2019) and Most Outstanding Alumnus Award (1993) of the UPLB Alumni Association, Philippine Legion of Honor (1998), The Outstanding Young Men (TOYM) of 1991, and the Gawad Lagablab (Outstanding Alumnus Award) of the Philippine Science High School (1991).

He graduated with a Bachelor of Science in Agriculture, Summa cum laude from the University of the Philippines-Los Baños in 1975. He earned a Master of Economics from the University of New England (Australia) in 1978 and Master of Arts in Economics (1981) and Ph.D. in Economics (1984) from Harvard University.

JEANEMAR S. TALAMAN

Treasurer (September 2022 to present)

Ms. Jeanemar S. Talamán is the Treasurer of Sun Life Prosperity Funds. She was the Treasurer and Head of Finance of Sun Life Investment Management and Trust Corporation (SLIMTC) (2020 to 2022). In that role, she was responsible for the overall finance function of the Company which covers Accounting, Financial Reporting, Internal Controls and Capital Management among others.

Prior to joining SLIMTC, Ms. Talamán was the Financial Accounting and Reporting Manager of Sun Life Philippines where she handled financial reporting requirements of the Sun Life Asset Management Company, Inc. (SLAMCI), Sun Life Prosperity Funds (Funds managed by SLAMCI), Sun Life Grepa Financial, Inc. and Sun Life Financial Philippine Holding Company, Inc. Concurrent to her role as Financial Reporting Manager, Ms. Talamán was also the Finance System Administration Manager responsible for ensuring the security and efficiency of finance system applications for all Sun Life Philippine entities. She has held various roles in Finance, including, Manager of Financial Planning and Analysis (May 2014 to July 2015), Manager, Accounts Reconciliation (June 2012 to April 2014) and she has been instrumental in setting up the Accounts Reconciliation team of Sun Life Malaysia in 2013. Ms. Talamán has more than 15 years of extensive experience in asset management industry, financial reporting for insurance business, taxation and regulatory reporting, treasury operations, project management, financial planning and management reporting.

Ms. Talamán is a Certified Public Accountant and a member of the Philippine Institute of Certified Public Accountants. She earned her Bachelor of Science in Accountancy degree from the University of San Agustin (Iloilo City) with academic distinction. She had satisfactorily completed the one-year course on Trust Operations and Investment Management from the Trust Institute Foundation of the Philippines.

MARIA PIA A. URGELLO

Interim Compliance Officer; Interim Money Laundering Reporting Officer; Interim Data Protection Officer
(11 April 2023 to present)

Atty. Maria Pia A. Urgello, 49 years old, is the Interim Compliance Officer of Sun Life of Canada (Philippines), Inc.; Sun Life Grepa Financial, Inc. Sun Life Financial Plans, Inc.; Sun Life Financial-Philippines Foundation, Inc.; Grepalife Asset Management Corporation; the three Grepalife Mutual Funds i.e., Grepalife Balanced Fund Corporation, Grepalife Dollar Bond Fund Corporation and Grepalife Fixed Income Fund Corporation; Sun Life Asset Management Company, Inc.; and the eighteen (18) Sun Life Prosperity Funds (i.e., Sun Life of Canada Prosperity Balanced Fund, Inc., Sun Life of Canada Prosperity Bond Fund, Inc., Sun Life of Canada Prosperity Philippine Equity Fund, Inc., Sun Life Prosperity Dollar Abundance Fund, Inc., Sun Life Prosperity Dollar Advantage Fund, Inc., Sun Life Prosperity Dollar Starter Fund, Inc., Sun Life Prosperity GS Fund, Inc., Sun Life Prosperity Peso Starter Fund, Inc., Sun Life Prosperity Dynamic Fund, Inc., Sun Life Prosperity Philippine Stock Index Fund, Inc., Sun Life Prosperity Dollar Wellspring Fund, Inc., Sun Life Prosperity World Voyager Fund, Inc., Sun Life Prosperity World Equity Index Feeder Fund, Inc., Sun Life Prosperity Achiever Fund 2028, Inc., Sun Life Prosperity Achiever Fund 2038, Inc., Sun Life Prosperity Achiever Fund 2048, Inc., Sun Life Prosperity Peso Voyager Feeder Fund, Inc., and Sun Life Prosperity World Income Fund, Inc.) (collectively, “Sun Life Philippines”).

Atty. Urgello has served as the Deputy Business Unit Compliance Officer of Sun Life Philippines for the last 5 years (16 April 2018 to present).

ANNA KATRINA C. KABIGTING-IBERO

Corporate Secretary (2020 to present)

Atty. Anna Katrina C. Kabigting-Ibero is the Corporate Secretary of the eighteen Sun Life Prosperity Funds i.e., Sun Life of Canada Prosperity Balanced Fund, Inc., Sun Life of Canada Prosperity Bond Fund, Inc., Sun Life of Canada Prosperity Philippine Equity Fund, Inc., Sun Life Prosperity Dollar Abundance Fund, Inc., Sun Life Prosperity Dollar Advantage Fund, Inc., Sun Life Prosperity Dollar Starter Fund, Inc., Sun Life Prosperity Dynamic Fund, Inc., Sun Life Prosperity Philippine Stock Index Fund, Inc., Sun Life Prosperity GS Fund, Inc., Sun Life Prosperity Peso Starter Fund, Inc. (formerly Sun Life

Prosperity Money Market Fund, Inc.), Sun Life Prosperity Dollar Wellspring Fund, Inc., Sun Life Prosperity World Voyager Fund, Inc., Sun Life Prosperity World Equity Index Feeder Fund, Inc., Sun Life Prosperity Achiever Fund 2048, Inc., Sun Life Prosperity Achiever Fund 2038, Inc., Sun Life Prosperity Achiever Fund 2028, Inc., (April 2020 to present), Sun Life Prosperity Peso Voyager Feeder Fund, Inc. (January 2022 to present), Sun Life Prosperity World Income Fund, Inc. (August 2022 to present).

Atty. Ibero is also the Corporate Secretary of Sun Life of Canada (Philippines), Inc., Sun Life Asset Management Company, Inc., Sun Life Financial Plans, Inc., Sun Life Financial Philippine Holding Company, Inc., Sun Life Financial – Philippines Foundation, Inc., Grepalife Asset Management Corporation, and the three Grepalife Mutual Funds i.e., Grepalife Balanced Fund Corporation, Grepalife Dollar Bond Fund Corporation and Grepalife Fixed Income Fund Corporation, (April 2020 to present), Sun Life Investment Management and Trust Corporation (September 2020 to present), and Assistant Corporate Secretary of Sun Life Grepa Financial, Inc. (April 2020 to present).

Prior to joining Sun Life in 2014, Atty. Ibero worked as an Associate Lawyer at the David Cui-David Buenaventura and Ang Law Offices (2006 to 2010). She later joined the Bank of the Philippine Islands as Legal and Compliance Officer of the Bank's Asset Management and Trust Group (2010 to 2014).

Atty. Ibero received her Bachelor of Arts Major in Legal Management (2000) and Bachelor of Laws (2005) from the University of Santo Tomas. She was called to the Bar in 2006.

FRANCES IANNA S. CANTO

Assistant Corporate Secretary (September 2020 to present)

Atty. Frances Ianna S. Canto is the Assistant Corporate Secretary of the eighteen Sun Life Prosperity Funds i.e., Sun Life of Canada Prosperity Balanced Fund, Inc., Sun Life of Canada Prosperity Bond Fund, Inc., Sun Life of Canada Prosperity Philippine Equity Fund, Inc., Sun Life Prosperity Dollar Abundance Fund, Inc., Sun Life Prosperity Dollar Advantage Fund, Inc., Sun Life Prosperity Dollar Starter Fund, Inc., Sun Life Prosperity Dynamic Fund, Inc., Sun Life Prosperity Philippine Stock Index Fund, Inc., Sun Life Prosperity GS Fund, Inc., Sun Life Prosperity Peso Starter Fund, Inc. (formerly Sun Life Prosperity Money Market Fund, Inc.), Sun Life Prosperity Dollar Wellspring Fund, Inc., Sun Life Prosperity World Voyager Fund, Inc., Sun Life Prosperity Achiever Fund 2048, Inc., Sun Life Prosperity Achiever Fund 2038, Inc., Sun Life Prosperity Achiever Fund 2028, Inc., Sun Life Prosperity World Equity Index Feeder Fund, Inc., and Sun Life Prosperity Peso Voyager Feeder Fund, Inc. (January 2022 to present), Sun Life Prosperity World Income Fund, Inc. (August 2022 to present). She is also the Assistant Corporate Secretary of Sun Life Asset Management Company, Inc. and Sun Life Investment Management and Trust Corporation (September 2020 – present), and Sun Life of Canada (Philippines), Inc. and Sun Life Financial Philippines Foundation, Inc. (September 2022 to present).

Prior to joining Sun Life in May 2020, Atty. Canto worked as a Legal and Compliance Officer of Manulife Philippines (March 2017), where she also served as Assistant Corporate Secretary and Alternate Data Protection Officer. Before joining Manulife, Atty. Canto briefly worked as a consultant with the Office of the Secretary of the Climate Change Commission and prior to that, as an Associate Lawyer at the Medialdea Ata Bello and Suarez Law Office (2013-2016).

Atty. Canto received her Juris Doctor degree from the Ateneo de Manila University. She was admitted to the Bar in May 2014.

RIA V. MERCADO

Risk Officer (2015 to present)

Ms. Ria V. Mercado has been the Head of Risk Management of Sun Life Philippines since 2015. She is also the Risk Officer of the eighteen Sun Life Prosperity Funds i.e., Sun Life of Canada Prosperity Balanced Fund, Inc., Sun Life of Canada Prosperity Bond Fund, Inc., Sun Life of Canada Prosperity Philippine Equity Fund, Inc., Sun Life Prosperity Dollar Abundance Fund, Inc., Sun Life Prosperity Dollar Advantage Fund, Inc., Sun Life Prosperity Dollar Starter Fund, Inc., Sun Life Prosperity Dynamic Fund, Inc., Sun Life Prosperity Philippine Stock Index Fund, Inc., Sun Life Prosperity GS Fund, Inc., Sun Life Prosperity Money Market Fund, Inc., Sun Life Prosperity Dollar Wellspring Fund, Inc., Sun Life Prosperity

World Voyager Fund, Inc., Sun Life Prosperity World Equity Index Feeder Fund, Inc., Sun Life Prosperity Achiever Fund 2028, Inc., Sun Life Prosperity Achiever Fund 2038, Inc., Sun Life Prosperity Achiever Fund 2048, Inc., (2015 to present), Sun Life Prosperity Peso Voyager Feeder Fund, Inc. (January 2022 to present), Sun Life Prosperity World Income Fund, Inc. (August 2022 to present) and the three Grepalife Mutual Funds i.e., Grepalife Balanced Fund Corporation, Grepalife Dollar Bond Fund Corporation and Grepalife Fixed Income Fund Corporation, (July 2019 to present). She is also the Risk Officer of Sun Life Asset Management Company, Inc., Grepalife Asset Management Corporation, Sun Life of Canada (Philippines), Inc., Sun Life Grepa Financial, Inc. (July 2015 to present) and Sun Life Financial – Philippines Foundation, Inc. (December 2019 to present).

Prior to joining Sun Life in 2015, she was with Deutsche Knowledge Services (DKS), where she was Debt and Client Risk & Control Lead. In this capacity, she was responsible for risk and control initiatives and for proactively identifying and mitigating operations risks through quality assurance initiatives. Prior to DKS, she was with Standard Chartered Bank where she rose from Graduate Associate to AVP – Unit Operational Risk Manager.

Ms. Mercado holds a Master in Business Management degree from the Asian Institute of Management. She is a BS Business Administration graduate of the University of the Philippines (Diliman).

1. **Independent Directors.** Nominees for Independent Directors were nominated by Ms. Valerie N. Pama to the Corporate Governance Committee. The nomination is in accordance with the guidelines and requirements set in the Securities and Exchange Commission (SEC) Memorandum Circular Nos. 24 (s. 2019) and SRC Rule 38. Qualifications of Directors as enumerated in said circulars are strictly followed.

2. **Nomination Process.** The Corporate Governance Committee composed of Atty. Quirino as Chairman and Mr. Sison and Mr. Reyes as Members, pre-screens and shortlists all candidates nominated to become a member of the Board of Directors in accordance with the qualifications and disqualifications of the regulations named above and in accordance with the procedure outlined in the Company's Manual on Corporate Governance ("Manual").

Except for committee members who are independent directors themselves, none of the members of the Corporate Governance Committee are related to the independent directors. The following Final List of Candidates to the 2023 Board of Directors has been approved:

- 2.1 Ms. Valerie N. Pama
- 2.2 Mr. Benedicto C. Sison
- 2.3 Atty. Aleli Angela G. Quirino
- 2.4 Mr. Oscar S. Reyes
- 2.5 Dr. Cielito F. Habito

Unless marked otherwise, proxies received will be voted for the election of each of the nominees stated in the proxy form.

b. **Incorporators.** The incorporators of the Company are: Rizalina G. Mantaring, Benedicto C. Sison, Valerie N. Pama, Aleli Angela G. Quirino, and Melito S. Salazar, Jr.

c. **Significant Employees.** The Company has no significant employees.

d. **Family Relationships.** There are no family relationships up to the fourth civil degree either by consanguinity or affinity among directors, executive officers, or persons nominated by the Company to become its directors or executive officers.

e. **Involvement in Certain Legal Proceedings.** None of the directors or persons nominated to become directors or executive officers of the Company has been involved during the past five (5) years in any legal proceeding which is material to an evaluation of their ability or integrity to serve as such, including, bankruptcy petition, conviction by final judgment, being subject to any order, judgment or decree, or violation of a securities or commodities law.

f. **Certain Relationships and Related Transactions.** The Company is not involved in any transaction or series of similar transactions, proposed or otherwise, with or involving any of its subsidiaries in which a director, executive officer, or stockholder owns ten percent (10%) or more of total outstanding shares and members of their immediate family had or is to have a direct or indirect material interest during the last two (2) years.

g. **Parent of the Company.** The Company does not have a parent company.

h. **Disagreement of Directors and Executive Officers.** None of the directors has resigned or declined to stand for re-election to the Board of Directors since the date of the last annual meeting of security holders because of a disagreement with the Company on any matter relating the Company's operations, policies, or practices.

i. **Compliance with Leading Practices on Corporate Governance.** All of the directors and officers of the Company have attended a seminar on corporate governance given by a SEC-accredited provider. They attend a yearly training on Corporate Governance by a reputable provider, including topics global trends and best practices.

The Board reviews and updates its Manual on Corporate Governance at least annually to ensure that it is kept abreast of global leading practices and principles on good corporate governance. On a yearly basis, the Board Directors each accomplishes a Board Effectiveness Questionnaire to evaluate themselves as individual Directors and as a Board, to determine their skills and level of compliance with the Manual, as well as recommend changes to the Manual and Committee charters. This ensures that they remain independent and effective in implementing their respective mandates and discharging their duties and responsibilities. As a result of the recommendations from the Board on how to better improve Corporate Governance, they now hold a confidential meeting to discuss strategy every year.

The Company also has robust and effective risk management policies and procedures in place to identify, mitigate and manage risks arising from the Company's operations. On a yearly basis, the Company's Compliance Officer issues a Certification which confirms that the Company substantially adopted all the provisions in the Manual of Corporate Governance, as prescribed by the SEC. Accounts of deviation, if any, are duly reported by the Compliance Officer, as necessary.

Item 6. Compensation of Directors and Executive Officers

a. **Compensation of Executive Officers.** The executive officers of the Company do not receive any form of compensation from their appointment up to the present.

b. **Compensation of Directors.** The Fund's executive officers and directors who are officers and/or employees of SLOCPI and/or SLAMCI do not receive any form of compensation as such from the time of their appointments up to the present.

The Fund's directors who are not officers and/or employees of SLOCPI and/or SLAMCI (i.e., "Independent Directors") receive a per diem for their attendance at regular or special meetings of the Board at the rate of PHP 20,000.00 per meeting per Independent Director (the Fund has three [3] Independent Directors). There are no other forms of compensation which such Independent Directors are entitled to receive for meetings attended, other than said per diem and a retainer's fee not to exceed PHP 15,000.00 per quarter. Payment of such retainer's fee shall be shared by the Fund with the other Sun Life Prosperity Funds which the Independent Director also serves, provided that each Independent Director shall receive only a maximum of PHP 15,000.00 per quarter from all the Sun Life Prosperity Funds combined. There are no standard arrangements, employment contracts, termination of employment, change-in-control or other arrangements with the directors. Such remuneration to be paid for by the Fund may be adjusted in the future as may be warranted by existing fund levels and other factors.

Total per diem received by the Fund's directors for the year 2022 and 2021 are PHP 254,856 and PHP 375,490, respectively.

The Board has four (4) regular quarterly meetings for 2022, including the organizational board meeting after the annual shareholders' meeting. For the four (4) meetings and with three (3) members of the Board who are external directors

entitled to receive per diem, the Fund forecasts a total directors' per diem of PHP 240,000 for the year 2023. The external directors are also forecasted to receive a total of PHP 14,740 as retainer's fees for 2023.

c. **Employment Contracts and Termination of Employment and Change-in-Control Arrangements.** Other than that previously stated, there are no other standard or consulting arrangements or any compensatory plan relating to resignation/retirement by which directors and officers are to be compensated.

Item 7. Independent Public Accountants. Navarro Amper and Co./Deloitte Touche Tohmatsu served as the Company's principal accountants and external auditors since its incorporation. The signing partner is Mr. Joeffrey Mark Ferrer, who has served in said capacity since 2020. The same auditors are being recommended for re-election at the scheduled annual shareholders' meeting. Representatives of the said firm are expected to be present at the upcoming annual shareholders' meeting to respond to appropriate questions and to make a statement if they so desire.

In compliance with SRC Rule 68, as amended, the Company intends to change external auditors or audit engagement partners, at least once every five (5) years.

Audit and Audit-Related Fees. For 2022 and 2021, aggregate fees billed for professional services rendered by the external auditor for the audit of the Fund's annual financial statements and services normally provided by external auditors in connection with statutory and regulatory filings amounted to PHP 151,424 and PHP 156,724, respectively, inclusive of VAT and out-of-pocket expenses. There were no other payments made to the auditor for any other service, including assurance, tax and related services.

The Company's Audit and Compliance Committee hears the client service plan and service fee proposal presented by the external auditor and recommends such for the approval of the Board of Directors if found acceptable. Said Committee is composed of the following: Dr. Habito as Chairman and Mr. Reyes and Atty. Quirino as Members.

Item 8. Compensation Plans. No action is to be taken with respect to any plan pursuant to which cash or non-cash compensation may be paid or distributed to its directors or employees.

C. ISSUANCE AND EXCHANGE OF SECURITIES

Item 9. Authorization or Issuance of Securities Other than for Exchange. No action is to be taken with respect to the authorization or issuance of any securities otherwise than for exchange for outstanding securities of the Company.

Item 10. Modification or Exchange of Securities. No action is to be taken with respect to the modification of any class of securities of the Company, or the issuance or authorization for issuance of one class of securities of the Company in exchange for outstanding securities of another class.

Item 11. Financial and Other Information. No actions to be taken with respect to Items 9 or 10. Report on Management's Discussion is attached as part of the annexes to SEC Form Definitive 20-IS.

Item 12. Mergers, Consolidations, Acquisitions and Similar Matters. No action is to be taken with respect to any transactions involving the: 1. merger or acquisition of the Company into or with any other person or any other person into or with the Company; 2. acquisition of the Company or any of its security holders of securities of another person; 3. acquisition by the Company of any other going business or of the assets thereof; 4. sale or other transfer of all or any substantial part of the assets of the Company; or 5. liquidation or dissolution of the Company.

Item 13. Acquisition or Disposition of Property. No action is to be taken with respect to the acquisition or disposition of any property.

Item 14. Restatement of Accounts. No action is to be taken with respect to the restatement of any asset, capital or surplus account of the Company.

D. OTHER MATTERS

Item 15. Action with Respect to Reports. The minutes of the meeting and related records are available for inspection by any shareholder at the office of the Company during business hours. Management recommends a vote FOR the approval of the minutes of the 2022 Stockholders' Meeting held on 13 July 2022. Also submitted for approval is the Annual Report (SEC Form 17A) and the audited Financial Statements for the year ended 31 December 2022 and the Quarterly Report for the First Quarter (SEC Form 17Q1).

Item 16. Matters Not Required to be Submitted. No action is to be taken with respect to any matter which is not required to be submitted to a vote of security holders.

Item 17. Amendment of Charter, Bylaws, or Other Documents. Management proposes that stockholders approve the following amendments to the Articles of Incorporation and the By-Laws:

1. Article II (Primary Purpose) and Article II, paragraphs 1 (ii) and 6 (Secondary Purpose) of the Articles of Incorporation to align with the Investment Company Act and its Implementing Rules and Regulations. The proposal amendment is as follows:

“SECOND: That the purposes for which ~~said~~ the corporation is formed are:

PRIMARY PURPOSE To issue its own securities and offer them for sale to the public, to offer for sale, sell, or deliver after sale, any security or any interest in a security, whether issued by it or by another person, to invest, reinvest, or trade in securities and other investment assets allowed under the Investment Company Act and its Implementing Rules and Regulations as may be amended, to purchase, redeem, retire, or otherwise acquire or attempt to acquire any security, and while the owner thereof, to exercise all the voting rights and incidents of ownership, including the right to vote the same and to receive, collect, and dispose of the interests, dividends, and income therefrom, to do any and all things which may be useful in connection with or incidental to the conduct of such business, and generally to carry on the business of an open-end investment company in all the elements and details thereof.

SECONDARY PURPOSES

1. To exercise in respect of all shares of stock and/or other securities from time to time owned and held by and for its account, either directly or through a nominee, any and all rights, powers and privileges of individual ownership or interest therein, including the right to vote thereon for any and all purposes or otherwise act with respect thereto, to receive, collect and dispose of the interests, dividends and income therefrom and to do any and all acts and things for the preservation, improvement, enhancement in value of such securities or designed to accomplish any such purpose, including without limiting the generality of the foregoing, the power (i) to aid by loan, subsidy, surety, guaranty or otherwise, those issuing, creating or responsible for any such securities; (ii) ~~to acquire or become interested in any such securities by underwriting, syndicate participation or otherwise;xxx~~

6. Subject to the limits prescribed by the Investment Company Act and its Implementing Rules and Regulations, as may be amended, to borrow or raise money from not more than nineteen lenders, including its stockholders, necessary to meet the financial requirements of the corporation by the issuance of bonds, promissory notes, and other evidences of indebtedness, and to secure the repayment thereof by mortgage, pledge, deed of trust or lien upon the properties of the corporation, or to issue, pursuant to law, shares of the capital stock, debentures, bonds, warrants, notes, or other evidences of indebtedness in payment for the properties acquired by the corporation or for money borrowed in the prosecution of its business.”

2. Article II paragraphs 8 (Secondary Purpose) of the Articles of Incorporation to clarify the wording. The proposal amendment is as follows:

“8. To carry on any other lawful activities ~~business~~ whatsoever which may seem to the corporation capable of being carried on in connection with the foregoing purposes and powers, or calculated directly or indirectly

to promote the interest of the corporation or to enhance the value of its properties, and to have, enjoy, and exercise all the rights, powers, and privileges which are now or which may hereafter be conferred upon similar corporations organized under the laws of the Republic of the Philippines”.

3. Article II, paragraph 9 (Secondary Purpose) of the Articles of Incorporation to revise “Corporation Law” to “Revised Corporation Code”. The proposal amendment is as follows:

“SECONDARY PURPOSES

xxx

9. The foregoing clauses shall each be construed as purposes and powers and the matters expressed in each clause or any part of any clause shall in no wise be limited by reference to or inference from any other clause or any other part of the same clause shall be regarded as independent purposes and powers, and the enumeration of specific purposes and powers shall not be construed to limit or restrict in any manner the meaning of the general purposes and powers of the corporation nor shall the expression of one thing be deemed to exclude another, although it be of like nature, not expressed. Likewise, the purposes and powers specified herein shall not be regarded in any manner as a limitation of the powers granted or allowed to and exercisable by this corporation under the Revised Corporation Code ~~Corporation Law~~ and other statutes of the Republic of the Philippines.”

4. Article VII of the Articles of Incorporation to align the conditions for the redemption of shares by a shareholder with the Investment Company Act, its Implementing Rules and Regulations, and other applicable issuances of the Securities and Exchange Commission. The proposal amendment is as follows:

“SEVENTH: (a) That the capital stock of said corporation is TWO MILLION PESOS (Php 2,000,000.00), Philippine Currency, and said capital stock is divided into 200,000,000 shares of the par value of One Philippine Centavo (PhP 0.01) per share.

(b) That the holder of any share of stock of the Corporation upon its presentation to the Corporation or to any of its duly authorized representatives, is entitled to receive by way of redemption approximately his proportionate share of the Corporation’s current net assets or the cash equivalent thereof, i.e., the current net asset value, subject to existing laws and the By-Laws of the Corporation. Provided, however, that no such redemption may be made only for the grounds allowed under Rule 10.4 of the Investment Company Act (ICA) and its Implementing Rules and Regulations (IRR), as amended by Securities and Exchange Commission Memorandum Circular No. 33 series of 2020, and for the period provided under Rule 10.5 of the ICA IRR, as such regulations may be further amended from time to time. ~~unless the remaining unimpaired capital of the Corporation shall be at least P1,000,000.00 or 50% of its outstanding liabilities to the creditors of the Corporation, whichever is higher;~~ Provided, further that redemption may be suspended during any of the periods specified under the By-Laws and under any applicable laws and regulations

(c) To contract the advisory services of an asset management company to execute any and all of the objectives of the corporation. To ensure that whenever the Corporation initiates a change in the asset management company providing the advisory services, shareholders will have the right to redeem within 7 days their shares free of any fees and/or charges during a period of 45 (Forty-Five) days after the change in asset management company is effected ~~at least at the net asset value prevailing on the day in which the new asset management company takes over the management of the fund~~ computed in accordance with the Investment Company Act and its Implementing Rules and Regulations, as may be amended from time to time, other applicable issuances of the Securities and Exchange Commission, and other applicable laws and regulations.”

5. Article VIII of the Articles of Incorporation to add a description of the features of the Company’s shares. The proposal amendment is as follows:

“EIGHTH: That the amount of said capital stock which has been actually subscribed is **Five Hundred Thousand Pesos (Php 500,000.00)** and the following persons have subscribed for the number of shares and amount of capital stock set out after their respective names:

NAME	NATIONALITY	No. of Shares Subscribed	AMOUNT SUBSCRIBED
Sun Life Asset Management Company, Inc	Dutch	49,999,995	Php 499,999.95
Rizalina G. Mantaring	Filipino	1	0.01
Benedicto C. Sison	Filipino	1	0.01
Valerie N. Pama	Filipino	1	0.01
Melito S. Salazar, Jr.	Filipino	1	0.01
Aleli Angela G. Quirino	Filipino	1	0.01
Total		50,000,000	Php 500,000.00

FEATURES OF THE SHARES:

Common – Voting – with Par Value – Redeemable

The pre-emptive right of all stockholders to all issues or disposition of shares in proportion to their respective shareholdings shall be denied.

6. Article I, Article I, Sections 1 (Annual Meetings) and 2 (Special Meetings) of the By-Laws to allow for the holding of the stockholders meeting via remote communication and align the meeting date of the Funds; Section 2 (Special Meetings) of the By-Laws to align with Section 49 of the Revised Corporation Code. The proposal amendment is as follows:

“SECTION 1. Annual Meetings. – The annual meeting of the stockholders shall be held at the principal office, **or via remote communication**, of the Corporation ~~every fourth Wednesday of June~~ **every second week of July** of each year or on such other date as the board of directors may determine, unless such day is a legal holiday, in which case it shall be held on the next business day following.

SECTION 2. Special Meetings. – Special meetings of the stockholders, **held at the principal office of the Corporation or via remote communication**, may be called by the President of the Corporation, or by order of a majority of the board of directors, whenever such is deemed necessary; ~~and it shall be the duty of the President and/or of the board to order and call such special meetings whenever the holders of record of not less than ten (10%) per centum of the outstanding capital stock of the Corporation with voting privileges shall in writing so request.~~ **a stockholder may likewise propose the holding of a special meeting and items to be included in the agenda.**

7. Article I, Section 3 (Notices) of the By-Laws to align with Securities and Exchange Commission requirements. The proposal amendment is as follows:

“SECTION 3. Notices. - (a) Notice of the time and place of the annual or special meetings of the stockholders shall be given either personally, by mail whether by physical or electronic transmission, or by such other means of communication as may be allowed by law or regulations, and addressed to each stockholder of record entitled to vote at the meeting at the address reflected in the records of Corporation at least ~~thirty~~ **twenty-one (21) calendar** days before the date set for such meeting. The notice of every special meeting shall state briefly the purpose of the meeting and no other business shall be acted upon at such meeting except by at least a majority of all the stockholders of the Corporation entitled to vote present or represented at such meeting. xxx”

8. Article I, Section 6 (Voting) of the By-Laws to provide for the use of remote communication or in absentia in the conduct of regular and special stockholders’ meetings and on the manner of voting and to align the requirements for proxies in accordance with the Revised Corporation Code. The proposal amendment is as follows:

“SECTION 6. Voting. – At every stockholders’ meeting, every stockholder entitled to vote shall be entitled to one vote for each share of stock registered in his name in the books of the Corporation; provided,

however, that in the case of the election of directors, every stockholder entitled to vote shall be entitled to cast his vote, at his option, in accordance with the provisions of the law or regulations. Every stockholder entitled to vote may vote personally, by remote communication or in absentia, or by proxy. Proxies shall be in writing, signed and filed, by the stockholder and received by the Corporate Secretary within a reasonable time before the schedule meeting. ~~The instrument authorizing a proxy to act shall be exhibited to the secretary of the Corporation, and shall be lodged with the said secretary if so required.~~ The proxy instrument shall have the same legal effect or validity, regardless of whether it is accomplished, transmitted, recorded, processed, or stored as a physical or electronic document.

xxx.”

9. Article II, Section 1 (Board of Directors) of the By-Laws to include the requirement that at least twenty percent (20%) of the Board of Directors must be composed of independent directors. The proposal amendment is as follows:

“SECTION 1. Board of Directors. – Unless otherwise provided in the law, the corporate powers of the Corporation are exercised, its business conducted and its properties controlled and held, by a board of directors consisting of five members elected from among the stockholders of the Corporation, said members so elected to hold their office for one year and until their successors are elected annually by the stockholders during their annual meeting or adjournment thereof, or at any special meeting called for the purpose. The Board of Directors shall be composed of at least two (2) Independent Directors or such number as to constitute at least one-third (1/3) of the members of the Board, whichever is higher.

xxx”

10. Article II, Section 2 (Meetings) of the By-Laws to align the period for the notice of meeting of the directors with the Revised Corporation Code. The proposal amendment is as follows:

“SECTION 2. Meetings. – The board shall hold meetings when necessary, upon call of the Chairman of the board or upon request of at least three of its members. Notice of the meeting shall be mailed to each director at his last known address, or delivered to him personally, or left at his office, or transmitted by fax, telephone or electronically ~~not less than twenty-four hours previous to the hour of~~ at least two (2) days prior the meeting and in the case of members of the board residing abroad, notice of the meeting shall be given by fax or e-mail. The notice shall specify the date, hours, and place of the meeting.”

11. Article II, Section 4 (Compensation) of the By-Laws to expressly state that directors and prohibited from participating in the determination of their own per diems or compensation and to ensure that director compensation is granted by the stockholders. The proposal amendment is as follows:

“SECTION 4. Compensation. – For each attendance at any meeting of the board, a member of the board is entitled to a fee in such amount ~~as may be determined by the board~~, which shall take the industry practice into consideration. The Director's shall not participate in the determination of their own per diems or compensation.”

12. Article II, Section 5 (Vacancy) of the By-Laws to align with the Revised Corporation Code on the vacancies in the Board of Directors. The proposal amendment is as follows:

“SECTION 5. Vacancy. – In case any vacancy or vacancies occur on the board during the period between two annual meetings of stockholders, ~~due to the death, resignation or other causes~~ for causes other than by removal or by expiration of term, the remaining members of the board, if still constituting a quorum, may fill said vacancy or vacancies by electing from among the stockholders, and the stockholder or stockholders so elected shall act as member or members of said board until the election of a new board of directors.”

13. Article III, Sections 1 and 6 of the By-Laws in relation to the election of a Compliance Officer as one of the corporate officers. The proposal amendment is as follows:

"SECTION 1. Executive Officers. – The executive officers of the corporation shall be a President, who shall be a member of the Board of Directors, a Treasurer, a Compliance Officer, and a Secretary, all of whom shall be elected by the Board.

xxx

SECTION 6. Compliance Officer – the Compliance Officer shall not be a member of the Board and should annually attend a training on corporate governance. He shall ensure adherence to corporate principles and best practices. He shall ensure proper onboarding of new directors. He shall monitor, review, evaluate, and ensure the compliance by the corporation, its officers and directors with relevant laws, the Corporation's Manual of Corporate Governance, rules and regulations, and all governance issuances of regulatory agencies. He shall report to the Board of Directors if violations are found and recommend the imposition of appropriate disciplinary action. He shall ensure the integrity and accuracy of all documentary and electronic submission as may be allowed under SEC rules and regulations. He shall appear before the SEC when summoned in relation to compliance with the Corporation's Manual of Corporate Governance, and other relevant rules and regulations. He shall collaborate with other departments within the company to properly address compliance issues, which may be subject to investigation. He shall identify possible areas of compliance issues and work towards the resolution of the same. He shall ensure the attendance of board members and key officers to relevant trainings. He shall have periodic meetings with the Non-Executive Directors without any executive directors present to ensure that proper checks and balances are in place within the Company, such meetings to be held by the Lead Independent Director, if applicable. He shall perform such other duties and responsibilities as may be provided by the Board and SEC. He shall identify and monitor compliance with the rules and regulations of regulatory agencies, and take appropriate corrective measures to address all regulatory issues and concerns. And, he shall release the Board Effectiveness Questionnaire at least annually."

14. Article IV, Section 1 (Committees) of the By-Laws to ensure compliance with applicable rules on the composition of committees, changing or discharging of its members, and filling in vacancies. The proposal amendment is as follows:

"SECTION 1. Committees. – The board of directors may, by resolution or resolutions, designate one or more committees which, to the extent provided in said resolution or resolutions or in these by-laws, shall have and may exercise any of the powers of the board of directors in the management of the business and affairs of the Corporation. Such committee or committees shall have such names or names as may be determined from time to time by resolution adopted by the board of directors. Each committee shall keep regular minutes of its proceedings and report the same to the board when required. Subject to applicable rules and regulations of the Securities and Exchange Commission with respect to board committees, such as Section 38.8.1 of the Implementing Rules and Regulations (IRR) of the Securities Regulation Code (SRC), as may be amended from time to time, the board of directors shall have the power to change the members of any such committee at any time, to fill vacancies and to discharge any such committee members either with or without cause."

15. Article IV, Section 2 (Advisory Board) of the By-Laws on the deletion of the Advisory Board. The proposal amendment is as follows:

~~"SECTION 2. Advisory Board. – There may be an Advisory Board of any number of individuals appointed by the board of directors who may meet at stated times or on notice to all by any one of their own number or by the President of the Corporation. The Advisory Board will have no power to require the Corporation to make any specific action. Its purpose is solely to consider matters of general policy and to make recommendations along such lines to the board of directors. Each member of the Advisory Board shall receive such remuneration as the board of directors shall, from time to time, fix by resolution.~~

[THE WHOLE SECTION 2 IS DELETED]"

16. Article VI, Section 1 (b) (Management Contracts) of the By-Laws to align with the Investment Company Act and its Implementing Rules and Regulations. The proposal amendment is as follows:

“SECTION 1. Management Contracts. – xxx

(b) Any management contract whereby, subject to the control of the board of directors of the Corporation, the investment portfolio of the Corporation shall be managed or supervised by the other party to such contract, shall provide, among other things, that such management contract shall be automatically terminated in the event it is assigned to such other party. Nothing herein contained, however, shall be construed to prevent the other party to a management contract, with the knowledge and consent of the board of directors of this Corporation from contracting in turn for investment counselling with respect to any or all of the portfolio subject to the rules of the Investment Company Act Rule 5.1.6 or any amendments thereto on Outsourcing or Delegation of Functions of the Fund Manager, and other applicable issuances of the Securities and Exchange Commission.”

17. Article VI, Section 2 (Distribution Contracts) of the By-Laws to align with the Investment Company Act and its Implementing Rules and Regulations. The proposal amendment is as follows:

“SECTION 2. Distribution Contract. – (a) The Board of Directors may, at any time and from time to time, contract with any or more than one corporation or firm, appointing it or them as the distributor(s) or underwriter(s) for the securities issued by the Corporation in a manner not to contravene the applicable laws and regulations. If deemed beneficial to the Corporation by the Board of Directors and subject to applicable laws and regulations, such distribution contract and the management contract referred to in Section 1 of this Article VI may be entered into with any one corporation or firm. Any outsourcing or delegation of the fund distributor duties shall be subject to compliance with the requirements of the Implementing Rules and Regulations (IRR) of the Investment Company Act (ICA), as may be amended from time to time.

(b) Except where allowed by the applicable laws or regulations, the Corporation shall not issue or sell any of the shares of stock of the Corporation, before paying any taxes in connection with such issue or sale, less than the net asset value thereof determined and in effect at the time when the sale or contract of sale is made, ~~[The rest of the section is deleted] except when any contract or arrangement in effect between the Corporation and distributor which contemplates the sale of shares by the distributor to the public at prices based on the net asset value in effect at the time of sale by the distributor to the public; Corporation may, pursuant to such contract or arrangement, sell to the distributor the number of shares needed by the distributor to fill orders received by the distributor during the period when a given net asset value is in effect, at a price less than said net asset value, provided that the sale by the Corporation to the distributors is effected within a reasonable time after the close of the period as the Board of Directors may approve.~~

~~No shares of its stock shall be sold by the Corporation during any period (other than the usual periods of not in excess of three (3) days in connection with the usual holidays) when the Philippine banks are closed, except to a distributor under a contract or arrangement as aforesaid to cover sales made by the distributor prior to the closing, or except when the net asset value of the shares is determined pursuant to Article IX.”~~

18. Article VII, Section 3 (Lost or Destroyed Certificates) of the By-Laws to refer to the applicable section of the Revised Corporation Code. The proposal amendment is as follows:

“SECTION 3. Lost or Destroyed Certificates. - Lost or destroyed certificates may be replaced in accordance with the provisions of existing laws, particularly Section ~~73~~ 72 of the Revised Corporation Code, as such may be amended from time to time. In case of loss or destruction of any certificate or certificates of stock, new certificate/s may be issued upon application thereof in writing filed with the Corporation by the registered owner of the share or shares covered thereby, or his duly authorized representative, supported by a sworn statement detailing the circumstances surrounding such loss or destruction. The Corporation, through the board of directors, shall, from time to time, prescribe and fix the fees payable to the Corporation for the issuance of such new certificate/s. The delivery of a bond indemnifying the Corporation from any claim that may be made against it by reason of the issuance of such new certificate may also be required.”

19. Article VII, Section 6 (Closing of Transfer Books) of the By-Laws to align with the period specified in the Revised Corporation Code. The proposal amendment is as follows:

“SECTION 6. Closing of Transfer Books. – The Board of Directors may, by resolution, direct that the stock and transfer books of the Corporation be closed for a period not exceeding sixty (60) days and at least twenty (20) days for regular meetings and seven (7) days for special meetings preceding the date of any meeting of stockholders, or the date for the payment of any dividend, or the date for the allotment of rights, or the date when any change or conversion or exchange of capital stock, shall go into effect, as a record date for the determination of the stockholders entitled to notice, and to vote at, any such meeting, or entitled to receive payment of any such dividend, or to any such allotment of rights, or to exercise the rights in respect of any change, conversion or exchange of the capital stock, and in each such case only such stockholders as shall be stockholders of record on the date so fixed shall be entitled to notice of, or to vote at, such meeting, or to receive payment of such dividend, or to receive such allotment of rights, or to exercise such rights, as the case may be, notwithstanding any transfer of any stock on the books of the Corporation after such record date as aforesaid.”

20. Article VIII, Section 1 (Investment Policy) of the By-Laws to clarify that the Prospectus is as filed with and approved by the Securities and Exchange Commission. The proposal amendment is as follows:

“SECTION 1. Investment Objectives. – The Corporation will be classified under the Investment Company Act as an open-end investment company. The investment objectives of the Corporation are set forth in the prospectus to be filed with and approved by the Philippine Securities and Exchange Commission. The Corporation reserves freedom of action with respect to such matters as are specifically reserved in such prospectus. Amendments thereto may be made pursuant to applicable laws and regulations such as the Investment Company Act, and its Implementing Rules and Regulations, and any amendments thereof.”

21. Article VIII, Sections 2 (a) (b) and (c) (Restrictions) of the By-Laws to align with the Investment Company Act and its Implement Rules and Regulations. The proposal amendment is as follows:

“SECTION 2. Restrictions. – The Corporation shall not, unless the Securities and Exchange Commission shall provide otherwise:

(a) Purchase any security on margin, except ~~such short-term credits as are necessary for the clearance of transaction~~ investment in partly paid shares;

(b) Participate on a joint and several basis in any trading account in securities ~~except in connection with an underwriting in which the Corporation is a participant;~~

(c) Effect a short sale of any security, ~~except in connection with an underwriting in which the Corporation is a participant;~~

xxx”

22. Article IX, Section 1 (Net Asset Value) of the By-Laws to clarify that the Prospectus is as filed with and approved by the Securities and Exchange Commission. The proposal amendment is as follows:

“SECTION 1. Net Asset Value. – The net asset value of each share of the capital stock of the Corporation, as of the close of business on any day, shall be as defined in the prospectus, which is in accordance with Rule 8.4 of the Investment Company Act (ICA) Implementing Rules and Regulations (IRR), as may be amended from time to time, to be filed with and approved by the Securities and Exchange Commission. The Corporation reserves freedom of action with respect to such matters as are specifically reserved in such Prospectus. Amendments thereto may be made pursuant to applicable laws and regulations.”

23. Article X, Section 1 (Procedure for Redemption) of the By-Laws to align with the grounds for suspension under the Investment Company Act and its Implementing Rules and Regulations. The proposal amendment is as follows:

“SECTION 1. Procedure for Redemption. – the Corporation agrees to purchase, and each holder of capital stock of the Corporation shall be entitled to require the Corporation to purchase (except when the redemption is suspended under the grounds and for a period allowed under the Investment Company Act and its Implementing Rules and Regulations, as may be amended from time to time, other applicable issuances of the Securities and Exchange Commission, and other applicable laws and regulations) but not in the event and to the extent that the Corporation has no assets legally available for such purpose whether arising out of capital, paid-in surplus, or other surplus, net profits or otherwise), all or any part of the shares of capital stock standing in the name of such holder on the books of the Corporation, but only at the net asset value of such shares as of closing day the effective date of redemption. Any such demand for purchase shall be accompanied by any certificate which has been issued representing such shares.”

24. Article X, Section 2 (Payment on Redemption) of the By-Laws to align with the Investment Company Act and its Implementing Rules and Regulations. The proposal amendment is as follows:

“SECTION 2. Payment on Redemption. – Payment for the shares purchased, as aforesaid, shall be made by the Corporation within seven **banking** days after the date on which demand is so made. The board of directors, may, however, in its discretion, if it deems it advisable for the best interest of the Corporation and the stockholders as a whole, subject to applicable rules and regulations of the Securities and Exchange Commission, request the Securities and Exchange Commission to suspend the right to require the repurchase of shares as aforesaid or defer payment for the shares for all or part of any period only for the grounds allowed under Rule 10.4 of the Investment Company Act (ICA) and its Implementing Rules and Regulations (IRR), as amended by Securities and Exchange Commission Memorandum Circular No. 33 series of 2020, and for the period provided under Rule 10.5 of the ICA IRR, as such regulations may be further amended from time to time when (1) trading on the Philippine Stock Exchange is restricted, as determined by the Securities and Exchange Commission, or such Exchange is closed for other than customary week-end and holiday closing, (2) the Securities and Exchange Commission has by order permitted such suspension, (3) an emergency exists making disposal of portfolio securities or valuation of net assets of the Fund not reasonably practicable, or (4) an event defined in the prospectus occurs. In the event that the right to require the repurchase of shares so presented is suspended pursuant to the preceding sentence, then with respect to shares demand for purchase of which is so made on the day on which the suspension is declared and prior to the day on which the period of suspension is terminated (i) the stockholder may withdraw his demand and require the return of any certificate presented by him or (ii) the determination of the net asset value with respect to any shares remaining on deposit shall be in accordance with the existing rules under the ICA IRR, as may be amended from time to time, made as of the close of business on the first business on the first business day on which (a) the Philippine Stock Exchange is open, or (b) a determination of the net asset value of the shares is made pursuant to Article IX which occurs on or after the date of termination of the period of such suspension, and (c) payment for said shares shall be made to the holder of record within the period provided for under Rule 10.2 of the ICA IRR, as may be amended from time to time seven days after such termination date.”

25. Article XI, Section 1 (Custodian) of the By-Laws to align the definition of a Custodian with the definition and qualifications provided by the Investment Company Act and other applicable issuance of the Securities and Exchange Commission. The proposal amendment is as follows:

“SECTION 1. Custodian. – All securities owned by the Corporation shall be held by a Custodian who shall have the qualifications and responsibilities as provided for under Rule 5.3.1 of the Investment Company Act and its Implementing Rules and Regulations, as amended by Securities and Exchange Commission Memorandum Circular No. 33, series of 2020, as such regulations may be amended from time to time, which shall be a commercial bank in good repute or any other entity with the qualifications prescribed under applicable laws and regulations. The Custodian shall be appointed from time to time by the board of directors, which shall fix its remuneration and the terms under which it shall act and hold in custody such

securities. Upon the resignation or inability to serve of any such Custodian, the Corporation shall (a) use its best efforts to obtain a successor custodian, (b) require the securities of the Corporation held by the Custodian to be delivered to the successor custodian, and (c) in the event that no successor custodian can be found, submit to the stockholders of the Corporation, before permitting delivery of such securities to anyone other than a successor custodian, the question whether the Corporation shall function without a custodian; provided, however, that nothing herein contained shall prevent the termination at any time on not more than ninety (90) days' notice of any agreement between the Corporation and any such Custodian by the Board of Directors of the Corporation or by the affirmative vote of the outstanding stock with voting powers of the Corporation. Upon its resignation or inability to serve, the Custodian may deliver any assets of the Corporation held by it to a qualified bank selected by it, such assets to be held subject to the terms of custody which governed such retiring custodian, pending action by the Corporation as set forth in this Section."

26. Article XI, Section 2 (Auxiliary Custodian) of the By-Laws to align it with the Investment Company Act and its Implementing Rules and Regulations on outsourcing or delegation of functions of the Custodian. The proposal amendment is as follows:

"SECTION 2. Auxiliary Custodian. – In the event that the board of directors shall deem it necessary or desirable that any of the securities of the Corporation to be held outside of the Philippines to the extent permitted by applicable laws and regulations, or in cases where custody over the securities by the principal Custodian, may not be practicable, the board of directors may designate one or more auxiliary Custodians for such securities, subject to supervision by the principal Custodian, and in all instances in accordance with Rule 5.3.6 of the Investment Company Act and its Implementing Rules and Regulations, as may be amended from time to time."

27. Article XI, Section 3 (Auditors) of the By-Laws to align it with the Investment Company Act and its Implementing Rules and Regulations and the Securities Regulation Code on the qualifications and appointment of an auditor. The proposal amendment is as follows:

"SECTION 3. Auditors. – The auditors of the Corporation shall have the qualifications and shall be appointed ~~be designated~~ in accordance with Rule 5.8 of the Investment Company Act and its Implementing Rules and Regulations, and Rule 68 of the Securities Regulation Code and its Implementing Rules and Regulations, ~~and other~~ applicable laws and regulations, as such regulations may be amended from time to time."

28. Article XIV, Section 1 (Amendments) of the By-Laws to align with the applicable provision of the Revised corporation Code. The proposal amendment is as follows:

"SECTION 1. Amendments. – These by-laws may be amended, altered or repealed, in whole or in part, by the stockholders representing a majority of the subscribed capital stock of the Corporation at their annual meeting or at a special meeting duly called for the purpose, and by majority vote of the members of the board of Directors.

The owners of two-thirds (2/3) of the outstanding capital stock may delegate the power to amend or repeal, in whole or in part, these by-laws, or adopt new by-laws, to the Board of Directors, provided that this delegation shall be considered revoked whenever stockholders owning or representing a majority of the outstanding capital stock shall so vote at a regular or special meeting ~~These by-laws may also be amended, altered, repealed, in whole or in part, by a vote of a majority of all the members of the Board, in accordance with law, at a regular meeting or at a special meeting duly called for the purpose, provided that notice of intention to amend the by-laws shall have been given at the next preceding meeting of the board, or without any such notice, by a vote of at least 2/3 of all members of the board. Any amendment, alteration or repeal decided by the board shall become effective without need of confirmation by the stockholders, unless the Board provides otherwise, but the same shall be reported to the stockholders for their information at their next annual meeting or special meeting.~~"

Item 18. Other Proposed Action. Aside from the foregoing, there is no other proposed action.

Item 19. Voting Procedures. All elections and all questions, except as otherwise provided by law, shall be decided by the plurality vote of the shareholders present in person or by proxy; provided that a quorum (10% of the voting stock) is present. In case of election of directors, a majority vote (50% of the voting stock + 1) is required.

The right to vote of investors as of the Record Date may be exercised in person, through proxy, or so when so authorized in the By-laws or when approved by the majority of the Board of Directors, through remote communication or in absentia. The Fund will accept proxy votes from its stockholders by emailing SunLifeFunds@sunlife.com until Saturday, 01 July 2023 (at least 10 days prior to the ASHM). The same shall be remotely validated by the Fund before the close of business hours on or before 06 July 2022 (at least 5 days prior to the ASHM). Investors who will decide to attend the ASHM via Zoom may also exercise their right to vote in absentia via the Zoom poll functionality available during the conduct of the ASHM. Client identification may be verified during the pre-registration process.

Thereafter, the Corporate Secretary will proceed to count and tabulate the votes casted via remote communication or in absentia, and those who voted through proxy.

PART II. INFORMATION REQUIRED IN A PROXY FORM

Item 1. Identification. The solicitation of proxies is made for and on behalf of Ms. Pama, President of the Company, and the proxy given will be voted in accordance with the authority contained therein. Atty. Anna Katrina C. Kabigting-Ibero, Corporate Secretary, will cast the votes in case of her absence.

Item 2. Instruction. Proxy forms attached to the notice of the annual shareholders' meeting appoint Ms. Pama, President of the Company, to represent and vote all shares registered in the name of the shareholder. The following need to be indicated by the shareholder on the form: a. Date and place the form was signed; b. Shareholder's complete name; and c. Signature.

Upon receipt of a duly completed proxy form through courier, regular mail, fax, or email (sent using the shareholder's registered email address with the Company), the Company will ensure that the forms are in order and that the above requirements have been complied with. Shareholder names and signatures appearing on the proxy form that are irreconcilable against Company records will be considered void.

Should defects be noted on a duly completed proxy form with regard to items (a) and (b) above, the Company has the option to determine ways and means by which the defect could be corrected, in which case the proxy form would be considered valid. Proxy forms not meeting the above requirements would not be counted.

Item 3. Revocability of Proxy. A shareholder giving a proxy has the power to revoke it at any time prior to its exercise by voting in person at the Annual Meeting, by giving written notice to the Corporate Secretary prior to the Annual Meeting, or by giving another proxy with a later date provided it is received by the office of the Corporate Secretary not later than ten (10) days prior to the Annual Meeting.

Item 4. Persons Making the Solicitation.

a. The proxy solicitation is conducted on behalf of the Company by SLAMCI as part of its management services and is to be made through registered mail and courier service. No director of the Company has informed the Company in writing that he intends to oppose any action intended to be taken.

b. Proxies may also be solicited by SLAMCI employees assigned to Investor Services, without additional compensation, personally or by written communication, telephone or other electronic means. **Ms. Marleen Kaye Simbillo** has been designated as the contact person for all inquiries related hereto at contact number (632) 8849-

9888 with address at 8th Floor Sun Life Centre, 5th Avenue corner Rizal Drive, Bonifacio Global City, Taguig City 1634, and email address marleen.kaye.simbillo@sunlife.com.

c. Likewise, no especially engaged employee or paid solicitors are to be involved in this exercise.

d. The Company will bear the cost of preparing and mailing this proxy statement and other materials furnished to shareholders in connection with the proxy solicitation. The foregoing is estimated to cost about PHP1,000,000.00 for all the Sun Life Prosperity Funds.

Item 5. Interest of Certain Persons in Matters to be Acted Upon. As of 31 March 2023, records show that SLAMCI owns 88.44% of the Company's outstanding capital stock. Mr. Gerald L. Bautista, President of Sun Life Asset Management Company, Inc. ("SLAMCI"), has the power to vote of the shares or direct the voting of the shares.

SHAREHOLDERS OF RECORD ENTITLED TO NOTICE OF AND VOTE AT THE MEETING SHALL BE FURNISHED WITHOUT CHARGE, A COPY OF THE COMPANY'S ANNUAL REPORT OR SEC FORM 17-A, UPON WRITTEN REQUEST ADDRESSED TO:

SUN LIFE PROSPERITY ACHIEVER FUND 2048, INC.
OFFICE OF THE CORPORATE SECRETARY
6TH FLOOR SUN LIFE CENTRE, 5TH AVENUE COR RIZAL DRIVE
BONIFACIO GLOBAL CITY, TAGUIG CITY 1634

After reasonable inquiry and to the best of my knowledge and belief, I certify that the information set forth in this report is true, complete and correct.

Sun Life Prosperity Achiever Fund 2048, Inc.
Issuer



Date: 13 June 2023

ATTY. ANNA KATRINA C. KABIGTING-IBERO
Corporate Secretary

Annex “A”

ANNEX TO THE AGENDA

Sun Life Prosperity Achiever Fund 2028, Inc.
Sun Life Prosperity Achiever Fund 2038, Inc.
Sun Life Prosperity Achiever Fund 2048, Inc.
Sun Life Prosperity World Equity Index Feeder Fund, Inc.

Acts and Proceedings of the Board and Corporate Officers for Confirmation and Ratification of the Stockholders:

1. Election and/or appointment of officers, committee members and representatives to the Philippine Investment Funds Association (PIFA) for 2022 - 2023
2. Confirmation and continuation of the Management Agreement and Distribution Agreement and Transfer Agency Agreement with Sun Life Asset Management Company, Inc. (SLAMCI)
3. Approval of the Revised Money Laundering and Terrorism Financing Prevention Program (MTPP)
4. Approval of the Related Party Transaction Operating Guideline (RPT OG)
5. Approval of the 2022 Audited Financial Statements
6. Approval of Manual on Corporate Governance
7. Approval of Board Level Committee Charters
8. Appointment of Treasurer
9. Appointment of Interim Compliance Officer, Money Laundering Officer, and Data Protection Officer
10. Appointment of Lead Independent Director for 2023
11. The joint holding of the Sun Life Prosperity Funds' Annual Stockholders' Meetings on 11 July 2023 through remote communications in accordance with SEC Memorandum No. 6, dated March 12, 2020, using Zoom's Video Conferencing facility. Stockholders of record of the Funds as of 30 April 2023 shall be entitled to notice of and to attend and vote at said meeting.

(DRAFT) MINUTES OF THE JOINT ANNUAL STOCKHOLDERS' MEETING

**Sun Life Prosperity Achiever Fund 2028, Inc.
Sun Life Prosperity Achiever Fund 2038, Inc.
Sun Life Prosperity Achiever Fund 2048, Inc.
Sun Life Prosperity World Equity Index Feeder Fund, Inc.
Sun Life Prosperity Peso Voyager Feeder Fund, Inc.**

Held on 13 July 2022 from 11:16a.m. to 11:37a.m.
via Zoom Conference

Total number of shares present and represented: Please see Annex "A"

Members of the Board of Directors Present:

BENEDICTO C. SISON
VALERIE N. PAMA
GERALD L. BAUTISTA
TERESITA J. HERBOSA*
ALELI ANGELA G. QUIRINO*
OSCAR S. REYES*
CIELITO F. HABITO*
CESAR LUIS F. BATE*

Also Present:

CANDY S. ESTEBAN
MARIA SACHIKO A. PANG
GAURAV MISHRA
EDGAR S. TORDESILLAS
RIA V. MERCADO
PIA ANGELICA JAVIER
RITCHIE RYAN G. TEO
ANNA KATRINA C KABIGTING-IBERO
FRANCES IANNA S. CANTO
MARIA JUNIFER L. MALIGLIG
DELOITTE TOUCHE TOHMATSU/
NAVARRO AMPER & CO
Represented by Jeoffrey Mark Ferrer, Shawn
Jan Lazar and Marie Elaine Loresco

1. CALL TO ORDER

Mr. Benedicto C. Sison, Chairman, called to order the Joint Annual Stockholders' Meeting of the Sun Life Prosperity Achiever Fund 2028, Inc. ("Achiever Fund 2028"), Sun Life Prosperity Achiever Fund 2038, Inc. ("Achiever Fund 2038"), Sun Life Prosperity Achiever Fund 2048, Inc. ("Achiever Fund 2048"), Sun Life Prosperity World Equity Index Feeder Fund, Inc. ("WEIFF"), and Sun Life Prosperity Peso Voyager Feeder Fund, Inc. ("Peso Voyager Fund"), which are collectively known as the Sun Life Prosperity Funds (the "Funds"). He thereafter presided over the same. Atty. Frances Ianna S. Canto, Assistant Corporate Secretary, recorded the minutes thereof.

2. PROOF OF NOTICE OF MEETING

Atty. Anna Katrina Kabigting-Ibero, Corporate Secretary, confirmed that the holding of the virtual annual stockholders meeting is in accordance with the requirements set forth by the Securities and Exchange Commission. Likewise, the necessary approvals from the Board of Directors have been obtained and all requirements have been complied with in order to protect the interests of the stockholders.

Thereafter, she certified that the stockholders of record as of 30 April 2022 were duly notified of the meeting. The notices were sent electronically to said stockholders of record.

3. CERTIFICATION OF QUORUM

Thereafter, in order to certify the existence of a quorum for the meeting, Atty. Anna Katrina C Kabigting-Ibero, Corporate Secretary, did a roll call of the attendees. In response, each attendee stated for the record the following information: (a) his/her full name and position; (b) his/her location; (c) confirmation that he/she can clearly hear and see the other attendees; (d) confirmation that he/she received the Notice of the Meeting including the agenda and materials; and (e) the device being used to attend the meeting. The attendance is set forth in Annex "A" of the minutes.

The attendees were informed by the Corporate Secretary that attendance at stockholders meetings via videoconference was now allowed by law, and that they could choose to continue attending meetings via videoconferencing, teleconferencing, or other alternative modes of communication despite the lifting of travel restrictions.

The Corporate Secretary thereafter confirmed and noted the respective declarations of the participants and certified the existence of a quorum.

4. CHAIRMAN'S ADDRESS

The Chairman, Mr. Benedicto C. Sison, welcomed the stockholders to the Sun Life Prosperity Funds' annual meeting. He reported that for 2021, the Funds had important milestones notwithstanding the challenges during the year. For example, he shared that the World Equity Index Feeder Fund (WEIFF) had an impressive return of 23.78% and is expected to hit the Php3billion mark within the first year since its launch. He added that given this achievement, Sun Life Asset Management Company, Inc. (SLAMCI) is eager to come up with more mutual funds for investors and example of which is the Peso Voyager Fund. Mr. Sison also reported that the Funds added BDO Securities and InvestaFinancials as its distributors for the Funds.

In 2021, SLAMCI's Assets Under Management (AUM) reached Php179.5billion, which is a 41% Year-on-Year (YoY) growth. To further strengthen this, it was reported that SLAMCI continues to hold events such as Bright Talks and Market Outlook webinars for investors, and Kapihan sessions for the advisors. SLAMCI also continuously improves its transaction processes such as the Digitally-Enabled Selling forms, Online Payment page, and the mobile application.

Finally, Mr. Sison mentioned that amid the many developments locally and globally, Sun Life remains steadfast as the partner to prosperity to the 189,000 investors of the Funds.

5. REVIEW OF 2021 OPERATIONS

Ms. Candy S. Esteban, (Officer-In-Charge) Treasurer of the Funds, presented a review of the Funds' operations and financial performance in 2021.

6. 2021 FUND PERFORMANCE

The Fund Managers showed a Video Presentation on the 2021 Fund Performance.

7. ELECTION OF DIRECTORS FOR THE TERM 2022 TO 2023

The Corporate Secretary explained the election process and nomination criteria. She added that details on these have been circulated to the stockholders via the SEC Form 20-IS that was sent to them prior to the annual meeting.

With the affirmative vote of 50% + 1 of the outstanding capital stock, the following were elected as members of the Boards of Directors:

SUN LIFE PROSPERITY WORLD EQUITY INDEX FEEDER FUND, INC (“WEIFF”)

- Benedicto C. Sison
- Valerie N. Pama
- Gerald L. Bautista
- Oscar S. Reyes*
- Aleli Angela G. Quirino*
- Cesar Luis F. Bate*

SUN LIFE PROSPERITY ACHIEVER FUND 2028, INC. (“Achiever 2028”)

- Benedicto C. Sison
- Valerie N. Pama
- Oscar S. Reyes*
- Aleli Angela G. Quirino*
- Teresita J. Herbosa*

SUN LIFE PROSPERITY ACHIEVER FUND 2038, INC. (“Achiever 2038”)

- Benedicto C. Sison
- Valerie N. Pama
- Oscar S. Reyes*
- Aleli Angela G. Quirino*
- Teresita J. Herbosa*

SUN LIFE PROSPERITY ACHIEVER FUND 2048, INC. (“Achiever 2048”)

- Benedicto C. Sison
- Valerie N. Pama
- Oscar S. Reyes*
- Aleli Angela G. Quirino*
- Cielito F. Habito*

SUN LIFE PROSPERITY PESO VOYAGER FEEDER FUND, INC. (“Peso Voyager”)

- Benedicto C. Sison
- Valerie N. Pama
- Gerald L. Bautista
- Oscar S. Reyes*
- Cielito F. Habito*
- Teresita Herbosa*

8. APPROVAL OF THE MINUTES OF THE PREVIOUS MEETING

After discussion, upon motion made and duly seconded, the stockholders present or represented by proxy during the meeting unanimously approved the minutes of the meetings held on 14 July 2021.

9. CONFIRMATION AND RATIFICATION OF ALL ACTS AND PROCEEDINGS OF THE BOARD AND CORPORATE OFFICERS

After discussion, upon motion made and duly seconded, the stockholders present or represented by proxy during the meeting unanimously approved /ratified all acts and proceedings of the Board of Directors and Corporate Officers in relation to the management and administration of the Fund.

10. APPOINTMENT OF EXTERNAL AUDITOR FOR AUDIT YEAR 2022

After discussion, upon motion made and duly seconded, the stockholders present or represented by proxy during the meeting unanimously approved the appointment of Navarro Amper and Co./Deloitte Touche Tohmatsu as the Funds' external auditor for 2022.

11. OTHER MATTERS and ADJOURNMENT

There being no other matter for discussion, upon motion duly made and seconded, the Joint Annual Stockholders' Meeting of the Sun Life Prosperity Funds was adjourned at 11:37 a.m.

FRANCES IANNA S. CANTO
Assistant Corporate Secretary

ATTESTED TO BY:

BENEDICTO C. SISON
Chairman
Sun Life Prosperity Funds*

VALERIE N. PAMA
President
Sun Life Prosperity Funds*

GERALD L. BAUTISTA
Director
Sun Life Prosperity World Equity Index
Feeder Fund, Inc.
Sun Life Prosperity Peso Voyager Feeder
Fund, Inc.

ALELI ANGELA G. QUIRINO
Independent Director
Sun Life Prosperity Achiever Fund 2028, Inc.
Sun Life Prosperity Achiever Fund 2038, Inc.
Sun Life Prosperity Achiever Fund 2048, Inc.
Sun Life Prosperity World Equity Index Feeder
Fund, Inc.

OSCAR S. REYES

Independent Director

Sun Life Prosperity Achiever Fund 2028, Inc.
Sun Life Prosperity Achiever Fund 2038, Inc.
Sun Life Prosperity Achiever Fund 2048, Inc.
Sun Life Prosperity World Equity Index
Feeder Fund, Inc.
Sun Life Prosperity Peso Voyager Feeder
Fund, Inc.

CESAR LUIS F. BATE

Independent Director

Sun Life Prosperity World Equity Index Feeder
Fund, Inc.

TERESITA J. HERBOSA

Independent Director

Sun Life Prosperity Achiever Fund 2028, Inc.
Sun Life Prosperity Achiever Fund 2038, Inc.
Sun Life Prosperity Achiever Fund 2048, Inc.
Sun Life Prosperity Peso Voyager Feeder
Fund, Inc.

CIELITO F. HABITO

Independent Director

Sun Life Prosperity Achiever Fund 2038, Inc.
Sun Life Prosperity Achiever Fund 2048, Inc.
Sun Life Prosperity Peso Voyager Feeder Fund,
Inc.

Annex "A"

Stockholders Present:

No. of Shares Represented:

Sun Life Prosperity Achiever Fund 2028, Inc.

SUN LIFE ASSET MANAGEMENT COMPANY, INC.

(by proxy, Mr. Gerald L. Bautista)

49,999,995

BENEDICTO C. SISON

1

VALERIE N. PAMA

1

CESAR LUIS F. BATE

1

ALELI ANGELA G. QUIRINO

1

OSCAR S. REYES

1

Total

50,000,000

Sun Life Prosperity Achiever Fund 2038, Inc.

SUN LIFE ASSET MANAGEMENT COMPANY, INC.

(by proxy, Mr. Gerald L. Bautista)

49,999,995

BENEDICTO C. SISON

1

VALERIE N. PAMA

1

CIELITO F. HABITO

1

ALELI ANGELA G. QUIRINO

1

OSCAR S. REYES

1

Total

50,000,000

Sun Life Prosperity Achiever Fund 2048, Inc.

SUN LIFE ASSET MANAGEMENT COMPANY, INC.

(by proxy, Mr. Gerald L. Bautista)

49,999,995

BENEDICTO C. SISON

1

VALERIE N. PAMA

1

ALELI ANGELA G. QUIRINO

1

CIELITO F. HABITO

1

OSCAR S. REYES

1

Total

50,000,000

Sun Life Prosperity World Equity Index Feeder Fund, Inc.

SUN LIFE ASSET MANAGEMENT COMPANY, INC.

(by proxy, Mr. Gerald L. Bautista)

49,999,994

BENEDICTO C. SISON

1

VALERIE N. PAMA

1

OSCAR S. REYES

1

CESAR LUIS F. BATE

1

ALELI ANGELA G. QUIRINO

1

GERALD L. BAUTISTA

1

50,000,000

Sun Life Prosperity Peso Voyager Feeder Fund, Inc.

SUN LIFE ASSET MANAGEMENT COMPANY, INC.

(by proxy, Mr. Gerald L. Bautista)

99,999,994

BENEDICTO C. SISON	1
VALERIE N. PAMA	1
OSCAR S. REYES	1
TERESITA J. HERBOSA	1
CIELITO F. HABITO	1
GERALD L. BAUTISTA	1
	<hr/>
	100,000,000

DRAFT

PROXY FORM

I/we, _____ hereby nominate, constitute and appoint **Ms. VALERIE N. PAMA**, President, with right of substitution and revocation, to represent and vote all shares registered in my/our name or owned by me/us and/or such shares as I am/we are authorized to represent and vote in my/our capacity as administrator, executor or attorney-in-fact for any and all matters presented during the Annual Stockholders' Meeting on 11 July 2023, and all adjournments and postponements thereof, in the following funds (please tick all applicable):

- ☐ Sun Life Prosperity Achiever Fund 2028, Inc.
- ☐ Sun Life Prosperity Achiever Fund 2038, Inc.
- ☐ Sun Life Prosperity Achiever Fund 2048, Inc.
- ☐ Sun Life Prosperity World Equity Index Feeder Fund, Inc.

This Proxy revokes all proxies which I/we may have previously executed concerning the above matters. This proxy shall be effective until withdrawn by me/us through notice in writing, or superseded by subsequent proxy, delivered to the Corporate Secretary at least ten (10) days before the Annual Stockholders' Meeting or any adjournments and postponements thereof, but shall cease to apply in instances where I/we personally attend the meeting.

EXECUTED ON _____ AT _____.

Printed Name and Signature

BALLOT

(VOTING IN ABSENTIA FORM)

I/we, _____ hereby vote all shares registered in my/our name or owned by me/us and/or such shares on all matters presented during the Annual Stockholders' Meeting on 11 July 2023, and all adjournments and postponements thereof, in the following funds (please tick all applicable):

- | | |
|---|---|
| <input type="checkbox"/> Sun Life Prosperity World Equity Index Feeder Fund, Inc. | <input type="checkbox"/> Sun Life Prosperity Achiever Fund 2038, Inc. |
| <input type="checkbox"/> Sun Life Prosperity Achiever Fund 2028, Inc. | <input type="checkbox"/> Sun Life Prosperity Achiever Fund 2048, Inc. |

1. VOTE FOR NOMINEES (A vote "FOR" the election of the nominees is recommended.)

For Against

- | | | |
|--------------------------|--------------------------|--|
| <input type="checkbox"/> | <input type="checkbox"/> | Authority to vote for all nominees (Please refer to Annex "A") |
|--------------------------|--------------------------|--|

2. OTHERS (A vote "FOR" the following items is recommended.)

For Against

- | | | |
|--------------------------|--------------------------|---|
| <input type="checkbox"/> | <input type="checkbox"/> | Approval of the Minutes of 2022 Joint Annual Stockholders' Meetings (held on 13 July 2022) |
| <input type="checkbox"/> | <input type="checkbox"/> | Confirmation and Ratification of All Acts and Proceedings of the Board and Corporate Officers |
| <input type="checkbox"/> | <input type="checkbox"/> | Re-appointment of Navarro Amper & Co./Deloitte Touche Tohmatsu as External Auditor for 2023 |

Additional Items (Achiever Fund 2028, Achiever Fund 2038, Achiever Fund 2048, and World Equity Index Feeder Fund)

For Against

- | | | |
|--------------------------|--------------------------|---|
| <input type="checkbox"/> | <input type="checkbox"/> | Amendment of Article II (Primary Purpose) and Article II, paragraph 1 (ii), and paragraph 6 (Secondary Purpose) of the Articles of Incorporation to align with the Investment Company Act and its Implementing Rules and Regulations |
| <input type="checkbox"/> | <input type="checkbox"/> | Amendment of Article II paragraphs 8 (Secondary Purpose) of the Articles of Incorporation to clarify the wording (i.e., replace "business" with "activities") |
| <input type="checkbox"/> | <input type="checkbox"/> | Amendment of Article II, paragraph 9 (Secondary Purpose) of the Articles of Incorporation to revise "Corporation Law" to "Revised Corporation Code" |
| <input type="checkbox"/> | <input type="checkbox"/> | Amendment of Article VII of the Articles of Incorporation to align the conditions for the redemption of shares by a shareholder with the Investment Company Act, its Implementing Rules and Regulations, and other applicable issuances of the Securities and Exchange Commission |
| <input type="checkbox"/> | <input type="checkbox"/> | Amendment of Article VIII of the Articles of Incorporation to add a description of the features of the Company's shares |
| <input type="checkbox"/> | <input type="checkbox"/> | Amendment of Article I, Sections 1 (Annual Meetings) and 2 (Special Meetings) of the By-Laws to allow for the holding of the stockholders meeting via remote communication; Section 2 (Special Meetings) to align with the Section 49 of the Revised Corporation Code |
| <input type="checkbox"/> | <input type="checkbox"/> | Amendment of Article I, Section 3 (Notices) of the By-Laws to align the notice period for stockholders' meetings with the issuances of the Securities and Exchange Commission and to allow for the sending of the notices electronically |
| <input type="checkbox"/> | <input type="checkbox"/> | Amendment of Article I, Section 6 (Voting) of the By-Laws to provide for the use of remote communication or in absentia in the conduct of regular and special stockholders' meetings and on the manner of voting in accordance with the Revised Corporation Code |
| <input type="checkbox"/> | <input type="checkbox"/> | Amendment of Article II, Section 1 (Board of Directors) of the By-Laws to include the requirement that at least twenty percent (20%) of the Board of Directors must be composed of independent directors |

- ☐ ☐ Amendment of Article II, Section 2 (Meetings) of the By-Laws to align the period for the notice of meeting of the directors with the Revised Corporation Code
- ☐ ☐ Amendment of Article II, Section 4 (Compensation) of the By-Laws to expressly state that directors are prohibited from participating in the determination of their own per diems or compensation and to ensure that that director compensation is granted by the stockholders
- ☐ ☐ Amendment of Article II, Section 5 (Vacancy) of the By-Laws to align with the Revised Corporation Code on the vacancies in the Board of Directors
- ☐ ☐ Amendment of Article III, Sections 1 and 6 of the By-Laws in relation to the election of a Compliance Officer as one of the corporate officers
- ☐ ☐ Article IV, Section 1 (Committees) of the By-Laws to ensure compliance with applicable rules on the composition of committees, changing or discharging of its members, and filling in vacancies
- ☐ ☐ Amendment of Article IV, Section 2 (Advisory Board) of the By-Laws on the deletion of the Advisory Board
- ☐ ☐ Amendment of Article VI, Section 1 (b) (Management Contracts) of the By-Laws to align with the Investment Company Act and its Implementing Rules and Regulations
- ☐ ☐ Article VI, Section 2 (Distribution Contracts) of the By-Laws to align with the Investment Company Act and its Implementing Rules and Regulations and to clean up the provisions
- ☐ ☐ Amendment of Article VII, Section 3 (Lost or Destroyed Certificates) of the By-Laws to refer to the applicable section of the Revised Corporation Code
- ☐ ☐ Amendment of Article VII, Section 6 (Closing of Transfer Books) of the By-Laws to align with the period specified in the Revised Corporation Code
- ☐ ☐ Amendment of Article VIII, Section 1 (Investment Policy) of the By-Laws to clarify that the Prospectus is as filed with and approved by the Securities and Exchange Commission
- ☐ ☐ Amendment of Article VIII, Sections 2 (a) (b) and (c) (Restrictions) of the By-Laws to align with the Investment Company Act and its Implementing Rules and Regulations
- ☐ ☐ Amendment of Article IX, Section 1 (Net Asset Value) of the By-Laws to clarify that the Prospectus is as filed with and approved by the Securities and Exchange Commission
- ☐ ☐ Article X, Section 1 (Procedure for Redemption) of the By-Laws to align with the grounds for suspension under the Investment Company Act and its Implementing Rules and Regulations
- ☐ ☐ Amendment of Article X, Section 2 (Payment on Redemption) of the By-Laws to align with the Investment Company Act and its Implementing Rules and Regulations
- ☐ ☐ Amendment of Article XI, Section 1 (Custodian) of the By-Laws to align the definition of a Custodian with the definition and qualifications provided by the Investment Company Act and other applicable issuance of the Securities and Exchange Commission
- ☐ ☐ Amendment of Article XI, Section 2 (Auxiliary Custodian) of the By-Laws to align it with the Investment Company Act and its Implementing Rules and Regulations on outsourcing or delegation of functions of the Custodian
- ☐ ☐ Amendment of Article XI, Section 3 (Auditors) to align it with the Investment Company Act and its Implementing Rules and Regulations and the Securities Regulation Code on the qualifications and appointment of an auditor
- ☐ ☐ Amendment of Article XIV, Section 1 (Amendments) of the By-Laws to align with the applicable provision of the Revised corporation Code

This Form revokes all documents which I/we may have previously executed concerning the above matters. This Form shall be effective until withdrawn by me/us through notice in writing, or superseded by the execution of a subsequent Form, delivered to the Corporate Secretary at least ten (10) days before the Annual Stockholders' Meeting or any adjournments and postponements thereof, but shall cease to apply in instances where I/we personally attend the meeting.

EXECUTED ON _____ AT _____.

Printed Name and Signature

ANNEX A:

NOMINEES FOR ELECTION TO THE BOARD OF DIRECTORS FOR 2023 TO 2024

Please tick the box to signify your vote for the nominee. If you have ticked “FOR” under Item 1 of the Ballot (Voting in Absentia Form), we will consider this as a vote FOR all the nominees below.

SUN LIFE PROSPERITY WORLD EQUITY INDEX FEEDER FUND, INC.

- ☐ Benedicto C. Sison
- ☐ Valerie N. Pama
- ☐ Gerald L. Bautista
- ☐ Aleli Angela G. Quirino
- ☐ Cesar Luis F. Bate
- ☐ Oscar S. Reyes

SUN LIFE PROSPERITY ACHIEVER FUND 2038, INC.

- ☐ Benedicto C. Sison
- ☐ Valerie N. Pama
- ☐ Oscar S. Reyes
- ☐ Aleli Angela G. Quirino
- ☐ Teresita J. Herbosa
- ☐

SUN LIFE PROSPERITY ACHIEVER FUND 2028, INC.

- ☐ Benedicto C. Sison
- ☐ Valerie N. Pama
- ☐ Oscar S. Reyes
- ☐ Aleli Angela G. Quirino
- ☐ Teresita J. Herbosa

SUN LIFE PROSPERITY ACHIEVER FUND 2048, INC.

- ☐ Benedicto C. Sison
- ☐ Valerie N. Pama
- ☐ Oscar S. Reyes
- ☐ Aleli Angela G. Quirino
- ☐ Cielito F. Habito

REPUBLIC OF THE PHILIPPINES)
Makati City) S. S.

CERTIFICATION OF INDEPENDENT DIRECTOR

I, **CIELITO F. HABITO**, Filipino, of legal age and a resident of 10071 Mt. Pulog St., Los Baños, Laguna, after having been duly sworn to in accordance with law do hereby declare that:

1. I am a nominee for independent director of the following covered companies:


- Sun Life of Canada Prosperity Bond Fund, Inc.
- Sun Life of Canada Prosperity Balanced Fund, Inc.
- Sun Life Prosperity Dynamic Fund, Inc.
- Sun Life Prosperity Philippine Stock Index Fund, Inc.
- Sun Life Prosperity World Voyager Fund, Inc.
- Sun Life Prosperity Dollar Abundance Fund, Inc.
- Sun Life Prosperity Dollar Advantage Fund, Inc.
- Sun Life Prosperity GS Fund, Inc.
- Sun Life Prosperity Peso Starter Fund, Inc.
- Sun Life Prosperity Peso Voyager Feeder Fund, Inc.
- Sun Life Prosperity Achiever Fund 2048, Inc.

2. I am affiliated with the following companies or organizations (including Government Owned and Controlled Corporations):

Company/Organization	Position/Relationship	Period of Service
Ateneo de Manila University, Department of Economics	Professor	2001 - Present
Ateneo Center for Economic Research and Development	Director Senior Fellow	2001-2012; 2021-2022 2012-2021; 2022-Present
Management Association of the Philippines	Member, Board of Governors	2022 - Present
Ramon Magsaysay Award Foundation	Member, Board of Trustees	2018 - Present
First Gen Corporation	Lead Independent Director	2016 - Present
Asian Institute of Management - TEaM Energy Center for Bridging Leadership	Chairman, Board of Advisers	2013 - Present
Japan International Cooperation Agency - Philippines	Member, Advisory Committee	2013 - Present
World Bank Philippines Office	Member, Civil Society Advisory Group	2008 - Present
Operation Compassion Philippines, Inc.	Chairman, Board of Trustees	2006 - Present
Brain Trust Inc.	Chairman	2004 - Present
Ramos Peace and Development Foundation, Inc. (RPDEV)	Foundling Member, Board of Trustees	1998 - Present

3. I possess all the qualifications and none of the disqualifications to serve as an Independent Director of Sun Life of Canada Prosperity Bond Fund, Inc., Sun Life of Canada Prosperity Balanced Fund, Inc., Sun Life Prosperity Dynamic Fund, Inc., Sun Life Prosperity Philippine Stock Index Fund, Inc., Sun Life Prosperity World Voyager Fund, Inc., Sun Life Prosperity Dollar Abundance Fund, Inc., Sun Life Prosperity Dollar Advantage Fund, Inc., Sun Life Prosperity GS Fund, Inc., Sun Life Prosperity Peso Starter Fund, Inc., Sun Life Prosperity Peso Voyager Feeder Fund, Inc., Sun Life Prosperity Achiever Fund 2048, Inc. (collectively, "Covered Companies"), as provided for in Section 38 of the Securities Regulation Code, its Implementing Rules and Regulations and other SEC issuances.
4. I am not related to any director/officer/substantial shareholder of Covered Companies and their subsidiaries and affiliates other than the relationship provided under Rule 38.2.3 of the Securities Regulation Code.
5. To the best of my knowledge, I am not the subject of any pending criminal or administrative investigation or proceeding.
6. [NOT APPLICABLE] (For those in government service/affiliated with government agency or GOCC) I have the required written permission or consent from the (head of the agency/department) to be an independent director in in _____, pursuant to Office of the President Memorandum Circular No. 17 and Section 12, Rule XVIII of the Revised Civil Service Rules.
7. I shall faithfully and diligently comply with my duties and responsibilities as independent director under the Securities Regulation Code and its Implementing Rules and Regulations, Code of Corporate Governance and other SEC issuances.
8. I shall inform the Corporate Secretary of Covered Companies of any changes in the abovementioned information within five days from its occurrence.

Done on the date and place indicated below.



CIELITO F. HABITO

Affiant

SUBSCRIBED AND SWORN to before me this **MAY 09 2023** at **MAKATI CITY**, affiant personally appeared before me and exhibited to me his Passport with no. P1977324B valid until 16 June 2029 issued in DFA San Pablo.

Doc. No. 490;
Page No. 99;
Book No. 11;
Series of 2023:

ATTY. JOEL L. VILLALON
Notary Public for Makati City until 12-31-2024
Roll No. 51808, Appointment No. M-069
IBP Lifetime No. 018345, 12-27-17, JPLM
MCLE Compliance No. VII-0007561
PTR No. 9563611 / 1-03-2023
Unit 203, Carreen Bldg.,
2746 Zenaida St., Poblacion, Makati City 1210

REPUBLIC OF THE PHILIPPINES)
) S. S.

CERTIFICATION OF INDEPENDENT DIRECTOR

I, **ALELI ANGELA G. QUIRINO**, Filipino, of legal age and a resident of No. 404 Guevarra Avenue, San Juan City, Metro Manila, after having been duly sworn to in accordance with law do hereby declare that:

1. I am a nominee for independent director of the following covered companies:

- Sun Life of Canada Prosperity Philippine Equity Fund, Inc.
- Sun Life Prosperity Dollar Starter Fund, Inc.
- Sun Life Prosperity GS Fund, Inc.
- Sun Life Prosperity Philippine Stock Index Fund, Inc.
- Sun Life Prosperity Dollar Wellspring Fund, Inc.
- Sun Life Prosperity World Voyager Fund, Inc.
- Sun Life World Income Fund, Inc.
- Sun Life Prosperity World Equity Index Feeder Fund, Inc.
- Sun Life Prosperity Achiever Fund 2028, Inc.
- Sun Life Prosperity Achiever Fund 2038, Inc.
- Sun Life Prosperity Achiever Fund 2048, Inc.

2. I am affiliated with the following companies or organizations listed below:

Company/Organization	Position/Relationship	Period of Service
Grepalife Balanced Fund Corporation	Independent Director	2011 to present
Grepalife Dollar Bond Fund Corporation	Independent Director	2011 to present
Grepalife Fixed Income Fund Corporation	Independent Director	2011 to present
ACCRA Law Offices	Of Counsel	2010 to 2023
First Line Healthcare Diagnostics Center, Inc	Chairman	2021 to present
ASEAN Intellectual Property Association (ASEAN IPA)	Philippine Councillor Past president; Ex-officio Council Member	1998-2019 2017-2019 2019-present
ASEAN Intellectual Property Association – Philippines (AIPAPHL)	Philippine Councillor Chairman Emeritus	2017-2021 2023
Ateneo de Manila Law Alumni Association, Inc.	Past President Vice Chairman	2009-2015 2015 to present
Asian Patent Attorney Association	Member, Philippine Councillor	2007 to present
Intellectual Property Association of the Philippines	Past President; Advisory Council Member	2012 to present
Association Internationale pour la Protection de la Propriete Intellectuelle	ExCom member	2004 to present
Intellectual Property Foundation, Inc.	Trustee & Treasurer	1998 to present
Assumption College, Inc.	Trustee & Corporate Secretary	1996 To present

3. I possess all the qualifications and none of the disqualifications to serve as an Independent Director of Sun Life of Canada Prosperity Philippine Equity Fund, Inc., Sun Life Prosperity Dollar Starter Fund, Inc., Sun Life Prosperity GS Fund, Inc., Sun Life Prosperity Philippine

Stock Index Fund, Inc., Sun Life Prosperity Dollar Wellspring Fund, Inc., Sun Life Prosperity World Voyager Fund, Inc., Sun Life World Income Fund, Inc., Sun Life Prosperity World Equity Index Feeder Fund, Inc., Sun Life Prosperity Achiever Fund 2028, Inc., Sun Life Prosperity Achiever Fund 2038, Inc., and Sun Life Prosperity Achiever Fund 2048, Inc. (collectively, "Covered Companies"), as provided for in Section 38 of the Securities Regulation Code, its Implementing Rules and Regulations and other SEC issuances.

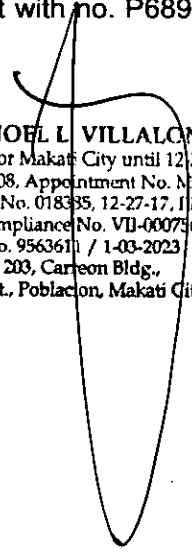
4. I am not related to the following director/officer/substantial shareholder of Covered Companies and their subsidiaries and affiliates other than the relationship provided under Rule 38.2.3 of the Securities Regulation Code.
5. To the best of my knowledge, I am not the subject of any pending criminal or administrative investigation or proceeding.
6. Not applicable. (For those in government service/affiliated with government agency or GOCC) I have the required written permission or consent from the (head of the agency/department) to be an independent director in _____, pursuant to Office of the President Memorandum Circular No. 17 and Section 12, Rule XVIII of the Revised Civil Service Rules.
7. I shall faithfully and diligently comply with my duties and responsibilities as independent director under the Securities Regulation Code and its Implementing Rules and Regulations, Code of Corporate Governance and other SEC issuances.
8. I shall inform the Corporate Secretary of Covered Companies of any changes in the abovementioned information within five days from its occurrence.

Done on the date and place written below.


ALELI ANGELA G. QUIRINO
Affiant

SUBSCRIBED AND SWORN to before me this 8th day of May 2023 at MAKATI CITY, affiant personally appeared before me and exhibited to me her Passport with no. P6899837B with expiry date on 01 June 2031 issued at DFA Manila.

Doc. No. 489;
Page No. 99;
Book No. 11;
Series of 2023.


ATTY. JOEL L. VILLALON
Notary Public for Makati City until 12/31-2024
Roll No. 51808, Appointment No. M-069
IBP Lifetime No. 018385, 12-27-17, JPLM
MCLE Compliance No. VII-0007361
PTR No. 9563611 / 1-03-2023
Unit 203, Carreon Bldg.,
2746 Zenaida St., Poblacion, Makati City 1210

REPUBLIC OF THE PHILIPPINES)
Makati City) S. S.

CERTIFICATION OF INDEPENDENT DIRECTOR

I, **OSCAR S. REYES**, Filipino, of legal age and a resident of Unit 6, Kasiyahan Homes, 58 McKinley Road, Forbes Park, Makati City, after having been duly sworn to in accordance with law do hereby declare that:

1. I am a nominee for independent director of the following covered companies:

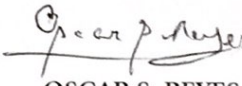
- Sun Life of Canada Prosperity Balanced Fund Inc.
- Sun Life of Canada Prosperity Philippine Equity Fund Inc.
- Sun Life Prosperity World Equity Index Feeder Fund Inc.
- Sun Life Prosperity Achiever Fund 2028 Inc.
- Sun Life Prosperity Achiever Fund 2038 Inc.
- Sun Life Prosperity Achiever Fund 2048 Inc.
- Sun Life Prosperity Dollar Starter Fund Inc.
- Sun Life Prosperity Peso Voyager Feeder Fund Inc.
- Sun Life Prosperity World Income Fund Inc.
- Sun Life Prosperity Dollar Wellspring Fund Inc.

2. I am affiliated with the following companies or organizations:

Company/Organization	Position	Period of Service
Sun Life Financial Plans Inc.	Independent Director	2006-present
Bank of the Philippine Islands	Independent Director Member, Advisory Council	2003-2016 2016-April 2023
Basic Energy Corporation	Independent Director Member, Advisory Board	2007-2019 2019-present
Cosco Capital Inc.	Independent Director	2009-present
D.M. Wenceslao & Associates, Inc.	Independent Director	2019-present
Pioneer Life Inc.	Member, Advisory Board	2019-present
Pioneer Insurance & Surety Corp.	Independent Director	2019-present
Pioneer Intercontinental Insurance	Member, Advisory Board Independent Director	2019-2020 2020-present
Pepsi Cola Products Phils., Inc.	Chairman	2007-present
PXP Energy Corp.	Director	2017-present
Eramen Minerals Inc.	Independent Director	2004-present
Alviera Country Club	Independent Director	2015-present
Petrolift Inc.	Independent Director	2007-present
Link Edge Inc.	Chairman	2002-present
Grepalife Fixed Income Fund Corporation	Independent Director	2011-present
Grepalife Dollar Bond Fund Corporation	Independent Director	2011-present
Grepalife Bond Fund Corporation	Independent Director	2011-present
Phil. Dealing Exchange Corp.	Independent Director	2019-present
Phil. Depository & Trust Corp.	Independent Director	2019-present
Phil. Securities Settlement Corp.	Independent Director	2019-present
Phil. Dealing system Holdings Corp.	Independent Director	2019-present
Team Energy Corporation	Independent Director	2019-present

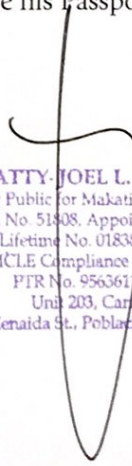
3. I possess all the qualifications and none of the disqualifications to serve as an Independent Director of Sun Life of Canada Prosperity Balanced Fund, Inc., Sun Life of Canada Prosperity Philippine Equity Fund, Inc., Sun Life Prosperity World Equity Index Feeder Fund, Inc., Sun Life Prosperity Achiever Fund 2028, Inc., Sun Life Prosperity Achiever Fund 2038, Inc., Sun Life Prosperity Achiever Fund 2048, Inc., Sun Life Prosperity Dollar Starter Fund, Inc., Sun Life Prosperity Peso Voyager Feeder Fund, Inc., Sun Life Prosperity World Income Fund, Inc., and Sun Life Prosperity Dollar Wellspring Fund, Inc. (collectively, "Covered Companies") as provided for in Section 38 of the Securities Regulation Code, its Implementing Rules and Regulations and other SEC issuances.
4. I am not related to any director/officer/substantial shareholder of Covered Companies and their subsidiaries and affiliates.
5. To the best of my knowledge, I am not the subject of any pending criminal or administrative investigation or proceeding.
6. Not applicable. (For those in government service/affiliated with government agency or GOCC) I have the required written permission or consent from the (head of the agency/department) to be an independent director in in _____, pursuant to Office of the President Memorandum Circular No. 17 and Section 12, Rule XVIII of the Revised Civil Service Rules.
7. I shall faithfully and diligently comply with my duties and responsibilities as independent director under the Securities Regulation Code and its Implementing Rules and Regulations, Code of Corporate Governance and other SEC issuances.
8. I shall inform the Corporate Secretary of the Covered Companies of any changes in the abovementioned information within five days from its occurrence.

Done on the date and place written below.


OSCAR S. REYES
Affiant

SUBSCRIBED AND SWORN to before me this MAY 04 2023 day of MAKATI CITY
affiant personally appeared before me and exhibited to me his Passport No. P0615079C issued in
DFA NCR East valid until 20 December 2032.

Doc. No. 215
Page No. 44;
Book No. 11;
Series of 2023.


ATTY. JOEL L. VILLALON
Notary Public for Makati City until 12-31-2024
Roll No. 51808, Appointment No. M-069
IBP Lifetime No. 018386, 12-27-17, PPLM
MCLE Compliance No. VII-0007561
PTR No. 956361 / 1-03-2023
Unit 203, Carreon Bldg.,
2746 Zenaida St., Poblacion, Makati City 1210


Certification

I, Jeanemar S. Talamán, the Treasurer of Sun Life Asset Management Company, Inc., a corporation duly registered under and by virtue of the laws of the Republic of the Philippines, with SEC registration number A199918034 and with principal office at Sun Life Center, 5th Ave. Cor. Rizal Drive Bonifacio Global City, Taguig City, on oath state:

- 1) That I have caused this SEC Form 17-Q to be prepared on behalf of Sun Life Prosperity Achiever Fund 2048, Inc.;
- 2) That I have read and understood its contents which are true and correct based on my own personal knowledge and/or on authentic records;
- 3) That the company Sun Life Prosperity Achiever Fund 2048, Inc. will comply with the requirements set forth in SEC Notice dated 14 May 2021 to effect a complete and official submission of reports and/or documents through electronic mail;
- 4) That I am fully aware that submitted documents which require pre-evaluation and/or payment of processing fee shall be considered complete and officially received only upon payment of a filing fee; and
- 5) That the e-mail account designated by the company pursuant to SEC Memorandum Circular No. 28, s. 2020 shall be used by the company in its online submissions to CGFD.

MAY 16 2023

IN WITNESS WHEREOF, I have hereunto set my hand this 16th day of May, 2023.


Jeanemar S. Talamán
Affiant

SUBSCRIBED AND SWORN to before me this **MAY 16 2023**, 2023, in **MAKATI CITY** City, Philippines. Affiant exhibiting his/her government issued identification card:

Name	Government ID No.	Date of Issue	Place of Issue
Jeanemar S. Talamán	Driver's License F03-13-001744	05 June 2018	DLRC - Ayala

Doc. No. 137
Page No. 29
Book No. 19
Series of 2023.

ATTY. ROMEO M. MONFORT
Notary Public City of Makati
Until Dec 31, 2023
Appointment No. - 172 (2022-2023)
PTR NO. 9563221 Jan. 3, 2023 Makati City
IBP No. 1062634 - Jan. 3, 2018
MCLE NO. VI-0023417 Roll No. 27932
26 Amorsolo Street Legaspi Village
Makati City

COVER SHEET

CS201739629

S.E.C. Registration Number

SUNLIFE PROSPERITY ACHIEVER
FUND 2048 INC

8TH FLR., SUNLIFE CENTRE 5TH
AVE BONIFACIO GLOBAL FORT
BONIFACIO TAGUIG CITY

(Business Address : No. Street City / Town / Province)

Jeanemar S. Talamon
Contact Person

8555-8888
Company Telephone Number

1 2
Month
3 1
Day

Fiscal Year

SEC Form 17-Q
FORM TYPE

Month
Day

Annual Meeting

Mutual Fund Company

Secondary License Type, If Applicable

Dept. Requiring this Doc.

Amended Articles Number/Section

Total No. of Stockholders

Total Amount of Borrowings
Domestic
Foreign

To be accomplished by SEC Personnel concerned

File Number

LCU

Document I.D.

Cashier

STAMPS

Remarks = pls. use black ink for scanning purposes

SEC Number: CS201739629

File Number: _____

SUN LIFE PROSPERITY ACHIEVER FUND 2048, INC.

(Company's Full Name)

8th Floor Sun Life Centre 5th Avenue cor Rizal Drive Bonifacio Global City, Taguig City, Philippines

(Company's Address)

8555-8888

(Telephone No.)

December 31

(Fiscal Year Ending)
(Month & Day)

SEC FORM 17-Q

Form Type

Amendment Designation (If applicable)

March 31, 2023

Period Ended Date

OPEN-END INVESTMENT COMPANY

Secondary License Type and File Number

SECURITIES AND EXCHANGE COMMISSION

SEC FORM 17-Q

QUARTERLY REPORT PURSUANT TO SECTION 17 OF THE SECURITIES
REGULATION CODE AND SRC RULE 17(2) (b) THEREUNDER

1. For the quarterly period ended: March 31, 2023
2. Commission identification number: CS201739629 3. BIR Tax Identification No: 009-942-755-000
4. Exact name of issuer as specified in its charter

Sun Life Prosperity Achiever Fund 2048, Inc.

5. Province, country or other jurisdiction of incorporation or organization
Philippines
6. Industry Classification Code:
(SEC Use Only)

7. Address of issuer's principal office: Postal Code

8F Sun Life Centre 5th Avenue cor Rizal Drive Bonifacio Global City, Taguig City 1634

8. Issuer's telephone number, including area code
(02) - 8555-8888

9. Former name, former address and former fiscal year, if changed since last report : N.A.

10. Securities registered pursuant to Sections 8 and 12 of the Code, or Sections 4 and 8 of the RSA

Title of Each Class	Number of Shares / Units Outstanding
<u>Common Shares (Unclassified)</u>	<u>50,000,000 shares</u> <u>(as of March 31, 2023)</u>
<u>Units</u>	<u>56,537,832.82 units</u> <u>(as of March 31, 2023)</u>

11. Are any or all of the securities listed on a Stock Exchange?

Yes [] No [x]

If yes, state the name of such Stock Exchange and the class/es of securities listed therein:

12. Indicate by check mark whether the registrant:

(a) has filed all reports required to be filed by Section 17 of the Code and SRC Rule 17 thereunder or Sections 11 of the RSA and RSA Rule 11(a)-1 thereunder, and Sections 26 and 141 of the Corporation Code of the Philippines, during the preceding twelve (12) months (or for such shorter period the registrant was required to file such reports)

Yes [x] No []

(b) has been subject to such filing requirements for the past ninety (90) days.

Yes [x] No []

PART A - FINANCIAL INFORMATION

ITEM 1. FINANCIAL STATEMENTS

SUN LIFE PROSPERITY ACHIEVER FUND 2048, INC.

STATEMENT OF FINANCIAL POSITION

AS AT MARCH 31, 2023 AND DECEMBER 31, 2022

	Notes	2023 (Unaudited)		2022 (Audited)	
		Shareholders	Unit Holders	Shareholders	Unit Holders
ASSET					
Cash and cash equivalents	4	P 697,987	P 799,070	P 697,847	P 1,422,380
Financial assets at fair value through profit or loss	5	52,985,330	46,278,672	52,643,108	45,614,684
Accrued interest receivable	6	-	59,556	-	133,165
Dividends receivable	7	-	66,536	-	15,381
Due from Broker	11	-	187,008	-	-
Other current assets	8	-	38,389	-	-
		53,683,317	47,429,231	P 53,340,955	P 47,185,610
LIABILITIES AND EQUITY					
Current Liabilities					
Accrued expenses and other payables	9	P -	P 133,585	P -	P 172,730
Payable to fund manager	10	-	56,735	-	58,193
Due to brokers	11	-	352,593	-	541,973
Total Current Liabilities		-	542,913	-	772,896
Equity					
Net assets attributable to shareholders		53,683,317		53,340,955	
Net assets attributable to unit holders			46,886,318		46,412,714
Total Equity		53,683,317	46,886,318	53,340,955	46,412,714
		P 53,683,317	P 47,429,231	P 53,340,955	P 47,185,610
Net Asset Value Per Share		1.0737	0.8293	P1.0668	P 0.8225
See Notes to Financial Statements.					
Total Equity		53,683,317	46,886,318	53,340,955	46,412,714
Capital Stock - Php 0.01 par value					
Authorized - 200,000,000 shares					
Authorized - 100,000,000,000 units					
Issued and Fully Paid Shares / Units		50,000,000	56,537,832.82	50,000,000	56,426,579.11
Total Number of Shares/ Units		50,000,000	56,537,832.82	50,000,000	56,426,579.11
NET ASSET VALUE PER SHARE / UNITS		P 1.0737	P 0.8293	P 1.0668	P 0.8225

SUN LIFE PROSPERITY ACHIEVER FUND 2048, INC.
STATEMENT OF COMPREHENSIVE INCOME
FOR THE PERIOD ENDED MARCH 31, 2023 AND MARCH 31, 2022

	Notes	March 2023 (Unaudited)		March 2022 (Unaudited)	
		Shareholders	Unit Holders	Shareholders	Unit Holders
Investment Income - net					
Dividend Income	5	P -	P 387,924	P -	P 363,255
Interest Income	14	175	106,476	111	96,460
Net realized losses on investments	5	-	(464,722)	-	(478,953)
		175	29,678	111	(19,238)
Investment Expenses					
Commission	11	-	11,676	-	13,058
Clearing fees		-	419	-	456
		-	12,095	-	13,514
Net Investment Income (Loss)		175	17,583	111	(32,752)
Operating Expenses					
Management and transfer fees	10	-	102,511	-	107,649
Distribution Fees	10	-	82,670	-	86,814
Custodian Fees		-	5,979	-	4,447
Directors' fees	10	-	63,685	-	63,767
Professional fees		-	41,366	-	44,054
Taxes and licenses		-	10,204	-	8,601
Printing and Supplies		-	49	-	54
Miscellaneous		-	2,455	500	750
		-	308,919	500	316,136
Profit (Loss) Before Net Unrealized Gains on Investments		175	(291,336)	(389)	(348,888)
Net Unrealized Gains on Investments	5	342,222	706,546	192,745	532,415
		342,397	415,210	192,356	183,527
Provision for income tax		35	32,588	22	31,683
Net Income attributable to shareholders		342,362		192,334	
Net Income attributable to unit holders			382,622		151,844
Total Comprehensive Income for the Period		P342,362	P382,622	P192,334	P151,844
Basic Earnings per share / unit	15	P0.007	P0.007	P0.004	P0.003

See Notes to Financial Statements.

SUN LIFE PROSPERITY ACHIEVER FUND 2048, INC.
STATEMENT OF CHANGES IN EQUITY
FOR THE PERIOD ENDED MARCH 31, 2023 AND MARCH 31, 2022

Shareholders								
	Notes	Share Capital		Additional Paid-in Capital		Retained Earnings		Total
Balance, January 1, 2023	12	P	500,000	P	49,500,000	P	3,340,955	P 53,340,955
Total Comprehensive Income for the Period	15						342,362	342,362
Balance, March 31, 2023	12	P	500,000	P	49,500,000	P	3,683,317	P 53,683,317
Balance, January 1, 2022		P	500,000	P	49,500,000	P	2,451,958	P 52,451,958
Total Comprehensive Income for the Period							192,334	192,334
Balance, March 31, 2022		P	500,000	P	49,500,000	P	2,644,292	P 52,644,292

See Notes to Financial Statements.

Unit Holders						
	NOTE	Principal		Retained Earnings / (Deficit)		Total
Balance, January 1, 2023	12	P	55,748,678	P	(9,335,964)	P 46,412,714
Total Comprehensive Income for the Period	15				382,622	382,622
Contributions from unitholders	12		182,364			182,364
Withdrawals of unitholders	12		(91,382)		-	(91,382)
Total Transactions with owners			90,982		-	90,982
Balance, March 31, 2023	12	P	55,839,660	P	(8,953,342)	P 46,886,318
Balance, January 1, 2022		P	53,549,766	P	(4,417,620)	P 49,132,146
Total Comprehensive Income for the Period					151,844	151,844
Contributions from unitholders			1,257,021			1,257,021
Withdrawals of unitholders			(97,041)		-	(97,041)
Total Transactions with owners			1,159,980		-	1,159,980
Balance, March 31, 2022		P	54,709,746	P	(4,265,776)	P 50,443,970

SUN LIFE PROSPERITY ACHIEVER FUND 2048, INC.
STATEMENTS OF CASH FLOWS
FOR THE PERIOD ENDED MARCH 31, 2023 AND MARCH 31, 2022

	NOTE	March 2023 (Unaudited)		March 2022 (Unaudited)	
		Shareholders	Unit Holders	Shareholders	Unit Holders
Cash Flows from Operating Activities					
Profit before tax	P	342,397	P 415,210	P 192,356	P183,527
Adjustments for:					
Net unrealized gains on investments	5	(342,222)	(706,546)	(192,745)	(532,415)
Net realized losses on investments	5	-	464,722	-	478,953
Interest income	14	(175)	(106,476)	(111)	(96,460)
Dividend income		-	(387,924)	-	(363,255)
Operating cash flows before working capital changes		-	(321,014)	(500)	(329,650)
Increase in other current assets	8	-	(38,389)	-	(38,409)
Decrease in:					
Payable to fund manager	10	-	(1,458)	-	(2,659)
Accrued expenses and other payables	9	-	(39,145)	-	(187,708)
Cash used in operations		-	(400,006)	(500)	(558,426)
Acquisitions of financial assets at fair value through profit or loss		-	(2,493,708)	-	(3,602,948)
Proceeds from disposal and maturities of financial assets at fair value through profit or loss		-	1,695,156	-	2,065,144
Interest received	15	175	180,085	111	165,222
Dividends received		-	336,769	-	240,593
Income taxes paid		(35)	(32,588)	(22)	(31,683)
Net cash generated from (used in) operating activities		140	(714,292)	(411)	(1,722,098)
Cash Flows from a Financing Activity					
Contributions from unitholders	12	-	182,364	-	1,257,021
Withdrawals of unitholders	12	-	(91,382)	-	(97,041)
Net cash generated from financing activities		-	90,982	-	1,159,980
Net Increase (Decrease) in Cash and Cash Equivalents		140	(623,310)	(411)	(562,118)
Cash and cash equivalents, Beginning		697,847	1,422,380	697,839	1,064,758
Cash and cash equivalents, End	P	697,987	P 799,070	P 697,428	P502,640

See Notes to Financial Statements.

NOTES TO FINANCIAL STATEMENTS

1. FINANCIAL REPORTING FRAMEWORK AND BASIS OF PREPARATION AND PRESENTATION

Statement of Compliance

These unaudited condensed consolidated interim financial statements of the Company as at and for the three-month period ended March 31, 2023 have been prepared in accordance with PAS 34, Interim Financial Reporting. These unaudited condensed consolidated interim financial statements do not include all the notes normally included in an annual audited financial report. Accordingly, these unaudited condensed consolidated interim financial statements are to be read in conjunction with the Annual Audited Financial Statements of the Company for the year ended December 31, 2022, which have been prepared in accordance with the Philippine Financial Reporting Standards (PFRS).

Basis of Preparation and Presentation

The financial statements of the Company have been prepared on the historical cost basis, except for certain financial assets measured at fair value and certain financial instruments carried at amortized cost. Historical cost is generally based on the fair value of the consideration given in exchange for goods and services.

In preparing the condensed consolidated interim financial statements, the significant accounting estimates and judgments made by the Company in applying the Company's accounting policies and the key sources of estimation uncertainty were the same as those applied to the financial statements as at and for the year ended December 31, 2022.

Functional and Presentation Currency

These financial statements are presented in Philippine peso, the currency of the primary economic environment in which the Company operates. All amounts are recorded to the nearest peso, except when otherwise indicated.

2. ADOPTION OF NEW AND REVISED ACCOUNTING STANDARDS

Adoption of New and Revised Accounting Standards Effective in 2022

The Company adopted all accounting standards and interpretations effective as at December 31, 2022. The new and revised accounting standards and interpretations that have been published by the International Accounting Standards Board (IASB) and approved by the FSRSC in the Philippines were adopted by the Company and were assessed as not applicable and have no impact on the Company's financial statements.

New Accounting Standards Effective as at Reporting Period Ended December 31, 2022

Amendments to PFRS 3, References to the Conceptual Framework

The amendments update PFRS 3 so that it refers to the 2018 Conceptual Framework instead of the 1989 Framework. They also add to PFRS 3 a requirement that, for obligations within the scope of PAS 37, an acquirer applies PAS 37 to determine whether at the acquisition date a present obligation exists as a result of past events. For a levy that would be within the scope of IFRIC 21 Levies, the acquirer applies IFRIC 21 to determine whether the obligating event that gives rise to a liability to pay the levy has occurred by the acquisition date.

The amendments also add an explicit statement that an acquirer does not recognize contingent assets acquired in a business combination.

The amendments are effective for business combinations for which the date of acquisition is on or after the beginning of the first annual period beginning on or after January 1, 2022. Early application is permitted if an entity also applies all other updated references (published together with the updated Conceptual Framework) at the same time or earlier.

The adoption of the amendments did not have an effect on the Company's financial statements as the Company did not acquire a business nor in the process of entering into any business combination.

Amendments to PAS 16, Property, Plant and Equipment – Proceeds before Intended Use

The amendments prohibit deducting from the cost of an item of property, plant and equipment any proceeds from selling items produced before that asset is available for use, i.e. proceeds while bringing the asset to the location and condition necessary for it to be capable of operating in the manner intended by management. Consequently, an entity recognizes such sales proceeds and related costs in profit or loss. The entity measures the cost of those items in accordance with PAS 2, Inventories.

The amendments also clarify the meaning of 'testing whether an asset is functioning properly'. PAS 16 now specifies this as assessing whether the technical and physical performance of the asset is such that it is capable of being used in the production or supply of goods or services, for rental to others, or for administrative purposes.

If not presented separately in the statement of comprehensive income, the financial statements shall disclose the amounts of proceeds and cost included in profit or loss that relate to items produced that are not an output of the entity's ordinary activities, and which line item(s) in the statement of comprehensive income include(s) such proceeds and cost.

The amendments are applied retrospectively, but only to items of property, plant and equipment that are brought to the location and condition necessary for them to be capable of operating in the manner intended by management on or after the beginning of the earliest period presented in the financial statements in which the entity first applies the amendments.

The entity shall recognize the cumulative effect of initially applying the amendments as an adjustment to the opening balance of retained earnings (or other component of equity, as appropriate) at the beginning of that earliest period presented.

The amendments are effective for annual periods beginning on or after January 1, 2022 with early application permitted.

The adoption of the amendments did not have an effect on the Company's financial statements as the Company did not have property, plant and equipment recorded in its financial statements.

Amendments to PAS 37, Onerous Contracts – Cost of Fulfilling a Contract

The amendments specify that the 'cost of fulfilling' a contract comprises the 'costs that relate directly to the contract'. Costs that relate directly to a contract consist of both the incremental costs of fulfilling that contract (examples would be direct labour or materials) and an allocation of other costs that relate directly to fulfilling contracts (an example would be the allocation of the depreciation charge for an item of property, plant and equipment used in fulfilling the contract).

The amendments apply to contracts for which the entity has not yet fulfilled all its obligations at the beginning of the annual reporting period in which the entity first applies the amendments. Comparatives are not restated. Instead, the entity shall recognize the cumulative effect of initially applying the amendments as an adjustment to the opening balance of retained earnings or other component of equity, as appropriate, at the date of initial application.

The amendments are effective for annual periods beginning on or after January 1, 2022 with early application permitted.

The adoption of the amendments did not have an effect on the Company's financial statements as the Company did not issue and entered into onerous contract.

Annual Improvements to PFRS Standards 2018-2020 Cycle

Amendments to PFRS 1 – Subsidiary as a first-time adopter

The amendment provides additional relief to a subsidiary which becomes a first-time adopter later than its parent in respect of accounting for cumulative translation differences. As a result of the amendment, a subsidiary that uses the exemption in PFRS 1:D16(a) can now also elect to measure cumulative translation differences for all foreign operations at the carrying amount that would be included in the parent's consolidated financial statements, based on the parent's date of transition to PFRS Standards, if no adjustments were made for consolidation procedures and for the effects of the business combination

in which the parent acquired the subsidiary. A similar election is available to an associate or joint venture that uses the exemption in PFRS 1:D16(a).

The amendment is effective for annual periods beginning on or after January 1, 2022, with early application permitted.

Amendments to PFRS 9 – Fees in the '10 per cent' test for derecognition of financial liabilities

The amendment clarifies that in applying the '10 per cent' test to assess whether to derecognize a financial liability, an entity includes only fees paid or received between the entity (the borrower) and the lender, including fees paid or received by either the entity or the lender on the other's behalf.

The amendment is applied prospectively to modifications and exchanges that occur on or after the date the entity first applies the amendment.

The amendment is effective for annual periods beginning on or after January 1, 2022, with early application permitted.

Amendments to PFRS 16 – Lease Incentives

The amendment removes the illustration of the reimbursement of leasehold improvements. As the amendment to PFRS 16 only regards an illustrative example, no effective date is stated.

Amendments to PAS 41 – Taxation in fair value measurements

The amendment removes the requirement in PAS 41 for entities to exclude cash flows for taxation when measuring fair value. This aligns the fair value measurement in PAS 41 with the requirements of PFRS 13 Fair Value Measurement to use internally consistent cash flows and discount rates and enables preparers to determine whether to use pretax or post-tax cash flows and discount rates for the most appropriate fair value measurement.

The amendment is applied prospectively, i.e. for fair value measurements on or after the date an entity initially applies the amendment.

The amendment is effective for annual periods beginning on or after January 1, 2022, with early application permitted.

The adoption of the amendments did not have an effect on the Company's financial statements as the Company did not have subsidiary as a first-time adopter; did not derecognize any liabilities; did not have lease contracts and leasehold improvements; and did not have biological assets covered by PAS 41 that need to exclude its cash flows for taxation on its financial statements.

New Accounting Standards Effective after the Reporting Period Ended December 31, 2022

The Company will adopt the following standards when these become effective:

PFRS 17 – Insurance Contracts

PFRS 17 establishes the principles for the recognition, measurement, presentation and disclosure of insurance contracts and supersedes PFRS 4, Insurance Contracts.

PFRS 17 outlines a general model, which is modified for insurance contracts with direct participation features, described as the variable fee approach. The general model is simplified if certain criteria are met by measuring the liability for remaining coverage using the premium allocation approach.

The general model uses current assumptions to estimate the amount, timing and uncertainty of future cash flows and it explicitly measures the cost of that uncertainty. It takes into account market interest rates and the impact of policyholders' options and guarantees.

An amendment issued in June 2020 and adopted by FSRSC on August 2020 addresses concerns and implementation challenges that were identified after PFRS 17 was published.

PFRS 17 must be applied retrospectively unless impracticable, in which case the modified retrospective approach or the fair value approach is applied.

For the purpose of the transition requirements, the date of initial application is the start of the annual reporting period in which the entity first applies the Standard, and the transition date is the beginning of the period immediately preceding the date of initial application.

The standard (incorporating the amendments) is effective for periods beginning on or after January 1, 2025, as amended by the FSRSC from January 1, 2023. This is consistent with Circular Letter No. 2020-62 issued by the Insurance Commission which deferred the implementation of PFRS 17 by two (2) years after its effective date as decided by the IASB. Earlier application is permitted.

The future adoption of the standard will have no effect on the Company's financial statements as the Company does not issue insurance contracts.

Amendments to PFRS 10 and PAS 28, Sale or Contribution of Assets between an Investor and Its Associate or Joint Venture

The amendments to PFRS 10 and PAS 28 deal with situations where there is a sale or contribution of assets between an investor and its associate or joint venture. Specifically, the amendments state that gains or losses resulting from the loss of control of a subsidiary that does not contain a business in a transaction with an associate or a joint venture that is accounted for using the equity method, are recognized in the parent's profit or loss only to the extent of the unrelated investors' interests in that associate or joint venture. Similarly, gains and losses resulting from the remeasurement of investments retained in any former subsidiary (that has become an associate or a joint venture that is accounted for using the equity method) to fair value are recognized in the former parent's profit or loss only to the extent of the unrelated investors' interests in the new associate or joint venture.

The effective date of the amendments has yet to be set by the Board; however, earlier application of the amendments is permitted.

The future adoption of the amendments will have no effect on the Company's financial statements as the Company is not in the process and has no plan to acquire such investments.

Amendments to PAS 1, Classification of Liabilities as Current or Non-current

The amendments to PAS 1 affect only the presentation of liabilities as current or non-current in the statement of financial position and not the amount or timing of recognition of any asset, liability, income or expenses, or the information disclosed about those items.

The amendments clarify that the classification of liabilities as current or non-current is based on rights that are in existence at the end of the reporting period, specify that classification is unaffected by expectations about whether an entity will exercise its right to defer settlement of a liability, explain that rights are in existence if covenants are complied with at the end of the reporting period, and introduce a definition of 'settlement' to make clear that settlement refers to the transfer to the counterparty of cash, equity instruments, other assets or services.

The amendments are applied retrospectively for annual periods beginning on or after January 1, 2023, with early application permitted.

The Company does not anticipate that the application of the amendments in the future will have an impact on the financial statements since the current classification is not expected to change and that the existing liabilities of the Company are all current.

Amendments to PAS 1 and PFRS Practice Statement 2, Disclosure Initiative – Accounting Policies

The amendments are as follows:

- An entity is now required to disclose its material accounting policy information instead of its significant accounting policies
- several paragraphs are added to explain how an entity can identify material accounting policy information and to give examples of when accounting policy information is likely to be material;
- the amendments clarify that accounting policy information may be material because of its nature, even if the related amounts are immaterial;

- the amendments clarify that accounting policy information is material if users of an entity's financial statements would need it to understand other material information in the financial statements; and
- the amendments clarify that if an entity discloses immaterial accounting policy information, such information shall not obscure material accounting policy information.

The amendments are applied prospectively. The amendments to PAS 1 are effective for annual periods beginning on or after January 1, 2023. Earlier application is permitted.

The Company does not anticipate that the application of the amendments in the future will have an impact on the financial statements as all material accounting policy information are already disclosed in the notes to the financial statements.

Amendments to PAS 8, Definition of Accounting Estimates

With the amendment, accounting estimates are now defined as "monetary amounts in financial statements that are subject to measurement uncertainty."

The amendment clarified that a change in accounting estimate that results from new information or new developments is not the correction of an error. In addition, the effects of a change in an input or a measurement technique used to develop an accounting estimate are changes in accounting estimates if they do not result from the correction of prior period errors.

A change in an accounting estimate may affect only the current period's profit or loss, or the profit or loss of both the current period and future periods. The effect of the change relating to the current period is recognized as income or expense in the current period. The effect, if any, on future periods is recognized as income or expense in those future periods.

The amendments are effective for annual periods beginning on or after January 1, 2023 and changes in accounting policies and changes in accounting estimates that occur on or after the start of that period. Earlier application is permitted.

The future adoption of the amendments will have no effect on the Company's financial statements as the clarification in the amendment does not change the Company's definition of an accounting estimate.

Amendments to PAS 12 Income Taxes—Deferred Tax related to Assets and Liabilities arising from a Single Transaction

The amendments introduce a further exception from the initial recognition exemption. Under the amendments, an entity does not apply the initial recognition exemption for transactions that give rise to equal taxable and deductible temporary differences.

Depending on the applicable tax law, equal taxable and deductible temporary differences may arise on initial recognition of an asset and liability in a transaction that is not a business combination and affects neither accounting nor taxable profit. For example, this may arise upon recognition of a lease liability and the corresponding right-of-use asset applying PFRS 16 at the commencement date of a lease.

Following the amendments to PAS 12, an entity is required to recognize the related deferred tax asset and liability, with the recognition of any deferred tax asset being subject to the recoverability criteria in PAS 12.

The Board also adds an illustrative example to PAS 12 that explains how the amendments are applied.

The amendments apply to transactions that occur on or after the beginning of the earliest comparative period presented. In addition, at the beginning of the earliest comparative period an entity recognizes:

- A deferred tax asset (to the extent that it is probable that taxable profit will be available against which the deductible temporary difference can be utilized) and a deferred tax liability for all deductible and taxable temporary differences associated with:
 - Right-of-use assets and lease liabilities; and
 - Decommissioning, restoration and similar liabilities and the corresponding amounts recognized as part of the cost of the related asset.

- The cumulative effect of initially applying the amendments as an adjustment to the opening balance of retained earnings (or other component of equity, as appropriate) at that date.

The amendments are effective for annual reporting periods beginning on or after January 1, 2023, with earlier application permitted.

The future adoption of the amendments will have no effect on the Company's financial statements as the Company does not have transactions that give rise to the recognition of deferred tax asset and liability.

Amendment to PFRS 17, Initial Application of PFRS 17 and PFRS 9 – Comparative Information

The amendment is a transition option relating to comparative information about financial assets presented on initial application of IFRS 17.

The main amendment in Initial Application of PFRS 17 and PFRS 9 – Comparative Information (Amendment to PFRS 17) is a narrow-scope amendment to the transition requirements of PFRS 17 for entities that first apply PFRS 17 and PFRS 9 at the same time. The amendment regards financial assets for which comparative information is presented on initial application of PFRS 17 and PFRS 9, but where this information has not been restated for PFRS 9.

Under the amendment, an entity is permitted to present comparative information about a financial asset as if the classification and measurement requirements of PFRS 9 had been applied to that financial asset before. The option is available on an instrument-by-instrument basis. In applying the classification overlay to a financial asset, an entity is not required to apply the impairment requirements of PFRS 9.

There are no changes to the transition requirements in PFRS 9.

The amendment is effective for annual periods beginning on or after January 1, 2025, as amended by the FRSC from January 1, 2023. This is consistent with Circular Letter No. 2020-62 issued by the Insurance Commission which deferred the implementation of PFRS 17 by two (2) years after its effective date as decided by the IASB. Still subject to approval of the Board of Accountancy (BOA).

The future adoption of the amendment will have no effect on the Company's financial statements as the Company does not issue insurance contracts.

Amendments to PFRS 16, Lease Liability in a Sale and Leaseback

The amendments to PFRS 16 that require a seller-lessee to subsequently measure lease liabilities arising from a sale and leaseback transaction in a way that does not result in recognition of a gain or loss that relates to the right of use it retain.

The amendments add subsequent measurement requirements for sale and leaseback transactions that satisfy the requirements in IFRS 15 Revenue from Contracts with Customers to be accounted for as a sale.

The amendments require the seller-lessee to determine 'lease payments' or 'revised lease payments' such that the seller-lessee does not recognize a gain or loss that relates to the right of use retained by the seller-lessee, after the commencement date. The amendments do not affect the gain or loss recognized by the seller-lessee relating to the partial or full termination of a lease.

The amendments are applied retrospectively for annual periods beginning on or after January 1, 2024, with early application permitted. Still subject to approval of the Board of Accountancy (BOA) and Financial and Sustainability Reporting Standard Council (FSRSC).

The future adoption of the amendments will have no effect on the Company's financial statements as the Company does not have lease liability recorded in its financial statements.

Amendments to IAS 1, Non-current Liabilities with Covenants

The amendments to PAS 1 to specify that only covenants an entity must comply with on or before the reporting period should affect classification of the corresponding liability as current or non-current.

The amendments specify that only covenants that an entity is required to comply with on or before the end of the reporting period affect the entity's right to defer settlement of a liability for at least twelve months after the reporting date (and therefore must be considered in assessing the classification of the liability as current or non-current). Such covenants affect whether the right exists at the end of the

reporting period, even if compliance with the covenant is assessed only after the reporting date (e.g. a covenant based on the entity's financial position at the reporting date that is assessed for compliance only after the reporting date).

The amendments specify that the right to defer settlement is not affected if an entity only has to comply with a covenant after the reporting period. However, if the entity's right to defer settlement of a liability is subject to the entity complying with covenants within twelve months after the reporting period, an entity discloses information that enables users of financial statements to understand the risk of the liabilities becoming repayable within twelve months after the reporting period. This would include information about the covenants (including the nature of the covenants and when the entity is required to comply with them), the carrying amount of related liabilities and facts and circumstances, if any, that indicate that the entity may have difficulties complying with the covenants.

The amendments are applied retrospectively for annual periods beginning on or after January 1, 2024, with early application permitted. Still subject to approval of the BOA and FSRSC.

The future adoption of the amendments will have no effect on the Company's financial statements as the Company does not have non-current liability with covenants recorded in its financial statements.

3. SIGNIFICANT ACCOUNTING POLICIES

Financial assets

Initial recognition and measurement

Financial assets and financial liabilities are recognized when the entity becomes a party to the contractual provisions of the instrument. Regular way purchases and sales of financial assets are recognized on trade-date, the date on which the Company commits to purchase or sell the asset.

At initial recognition, the Company measures a financial asset or financial liability at its fair value plus or minus, in the case of a financial asset or financial liability not at fair value through profit or loss, transaction costs that are incremental and directly attributable to the acquisition or issue of the financial asset or financial liability. Transaction costs of financial assets and financial liabilities carried at fair value through profit or loss are expensed in profit or loss.

Classification and subsequent measurement

The Company classifies its financial assets in the following measurement categories:

- FVTPL
- Fair value through other comprehensive income (FVTOCI); and
- Amortized cost.

As at March 31, 2023 and December 31, 2022, the Company does not have financial assets classified as FVTOCI.

Classification of financial assets will be driven by the entity's business model for managing the financial assets and the contractual cash flows of the financial assets.

A financial asset is to be measured at amortized cost if: a) the objective of the business model is to hold the financial asset for the collection of the contractual cash flows, and b) the contractual cash flows under the instrument represent SPPI.

All other debt and equity instruments must be recognized at fair value.

All fair value movements on financial assets are taken through the statement of comprehensive income, except for equity investments that are not held for trading, which may be recorded in the statement of comprehensive income or in reserves (without subsequent recycling to profit or loss).

Debt instruments

Subsequent measurement of debt instruments depends on the group's business model for managing the asset and the cash flow characteristics of the asset. There are two measurement categories into which the group classifies its debt instruments:

- Amortized cost. Assets that are held for collection of contractual cash flows where those cash flows represent SPPI are measured at amortized cost. A gain or loss on a debt investment that is subsequently measured at amortized cost and is not part of a hedging relationship is recognized in profit or loss when the asset is derecognized or impaired. Interest income from these financial assets is included in finance income using the effective interest rate method.
- FVTPL. Assets that do not meet the criteria for amortized cost are measured at fair value through profit or loss. A gain or loss on a debt investment that is subsequently measured at FVTPL and is not part of a hedging relationship is recognized in profit or loss and presented net in the statement of comprehensive income within other gains/(losses) in period in which it arises. Interest income from these financial assets is included in finance income.

The business model reflects how the Company manages the assets in order to generate cash flows. That is, whether the Company's objective is solely to collect the contractual cash flows from the assets or to collect both the contractual cash flows and cash flows arising from the sale of assets. If neither of these is applicable, then the financial assets are classified as part of 'other' business model and measured at FVTPL. Factors considered by the Company in determining the business model for a group of assets include past experience on how the cash flows for these assets were collected, how the asset's performance is evaluated and reported to key management personnel, how risks are assessed and managed and how managers are compensated.

Where the business model is to hold assets to collect contractual cash flows or to collect contractual cash flows and sell, the Company assesses whether the financial instruments' cash flows represent SPPI. In making this assessment, the Company considers whether the contractual cash flows are consistent with a basic lending arrangement i.e. interest includes only consideration for the time value of money, credit risk, other basic lending risks and a profit margin that is consistent with a basic lending arrangement. Where the contractual terms introduce exposure to risk or volatility that are inconsistent with a basic lending arrangement, the related financial asset is classified and measured at FVTPL.

Amortized cost and effective interest method

The effective interest method is a method of calculating the amortized cost of a financial asset and of allocating interest income over the relevant period.

For financial instruments other than POCI financial assets, the effective interest rate is the rate that exactly discounts estimated future cash receipts (including all fees and points paid or received that form an integral part of the effective interest rate, transaction costs and other premiums or discounts) excluding expected credit losses, through the expected life of the debt instrument, or, where appropriate, a shorter period, to the gross carrying amount of the debt instrument on initial recognition.

The amortized cost of a financial asset is the amount at which the financial asset is measured at initial recognition minus the principal repayments, plus the cumulative amortization using the effective interest method of any difference between that initial amount and the maturity amount, adjusted for any loss allowance. On the other hand, the gross carrying amount of a financial asset is the amortized cost of a financial asset before adjusting for any loss allowance.

Interest income is recognized using the effective interest method for debt instruments measured subsequently at amortized cost. For financial instruments other than POCI financial assets, interest income is calculated by applying the effective interest rate to the gross carrying amount of a financial asset, except for financial assets that have subsequently become credit-impaired. For financial assets that have subsequently become credit-impaired, interest income is recognized by applying the effective interest rate to the amortized cost of the financial asset. If, in subsequent reporting periods, the credit risk on the credit-impaired financial instrument improves so that the financial asset is no longer credit-impaired, interest income is recognized by applying the effective interest rate to the gross carrying amount of the financial asset.

Equity instruments

Equity instruments are instruments that meet the definition of equity from the issuer's perspective, that is, instruments that do not contain a contractual obligation to pay and that evidence a residual interest in the issuer's net assets.

The Company subsequently measures all equity investments at FVTPL, except where the Company's management has elected, at initial recognition, to irrevocably designate an equity instrument at FVTOCI. The Company's policy is to designate equity investments as FVTOCI when those investments are held for the purposes other than to generate investment returns. When the election is used, fair value gains and losses are recognized in OCI and are not subsequently reclassified to profit or loss, including disposal. Impairment losses (and reversal of impairment losses) are not reported separately from other changes in fair value. Dividends, when representing a return on such investments, continue to be recognized in profit or loss as other income when the Company's right to receive payment is established.

Changes in the fair value of financial assets at FVTPL are recognized in net realized gains (losses) on investments in the statement of profit or loss as applicable.

Impairment of financial assets

The Company recognizes a loss allowance for ECL on investments in debt instruments that are measured at amortized cost. The amount of ECL is updated at each reporting date to reflect changes in credit risk since initial recognition of the respective financial instrument.

ECLs are a probability-weighted estimate of the present value of credit losses. These are measured as the present value of the difference between the cash flows due to the Company under the contract and the cash flows that the Company expects to receive arising from the weighting of multiple future economic scenarios, discounted at the asset's effective interest rate.

The Company measures ECL on an individual basis, or on a collective basis for portfolios of loans that share similar economic risk characteristics. The measurement of the loss allowance is based on the present value of the asset's expected cash flows using the asset's original effective interest rate, regardless of whether it is measured on an individual basis or a collective basis.

With the exception of POCI financial assets, ECLs are required to be measured through a loss allowance at an amount equal to:

- 12-month ECL, i.e. lifetime ECL that result from those default events on the financial instrument that are possible within 12 months after the reporting date, (referred to as Stage 1); or
- full lifetime ECL, i.e. lifetime ECL that result from all possible default events over the life of the financial instrument, (referred to as Stage 2 and Stage 3).

A loss allowance for full lifetime ECL is required for a financial instrument if the credit risk on that financial instrument has increased significantly since initial recognition. For all other financial instruments, ECLs are measured at an amount equal to the 12-month ECL.

The Company recognizes lifetime ECL when there has been a significant increase in credit risk since initial recognition. If, on the other hand, the credit risk on the financial instrument has not increased significantly since initial recognition, the Company measures the loss allowance for that financial instrument at an amount equal to 12 month ECL. The assessment of whether lifetime ECL should be recognized is based on significant increases in the likelihood or risk of a default occurring since initial recognition instead of on evidence of a financial asset being credit-impaired at the reporting date or an actual default occurring.

Lifetime ECL represents the ECL that will result from all possible default events over the expected life of a financial instrument. In contrast, 12 month ECL represents the portion of lifetime ECL that is expected to result from default events on a financial instrument that are possible within 12 months after the reporting date.

Significant increase in credit risk

The Company monitors all financial assets that are subject to the impairment requirements to assess whether there has been a significant increase in credit risk since initial recognition. If there has been a significant increase in credit risk the Company will measure the loss allowance based on lifetime rather than 12-month ECL.

In assessing whether the credit risk on a financial instrument has increased significantly since initial recognition, the Company compares the risk of a default occurring on the financial instrument at the reporting date based on the remaining maturity of the instrument with the risk of a default occurring that was anticipated for the remaining maturity at the current reporting date when the financial

instrument was first recognized. In making this assessment, the Company considers both quantitative and qualitative information that is reasonable and supportable, including historical experience and forward-looking information that is available without undue cost or effort.

Forward-looking information considered includes the future prospects of the industries in which the Company's debtors operate, obtained from economic expert reports, financial analysts, governmental bodies, relevant think-tanks and other similar organizations, as well as consideration of various external sources of actual and forecast economic information that relate to the Company's core operations.

In particular, the following information is taken into account when assessing whether credit risk has increased significantly since initial recognition:

- an actual or expected significant deterioration in the financial instrument's external (if available) or internal credit rating;
- significant deterioration in external market indicators of credit risk for a particular financial instrument (e.g., a significant increase in the credit spread, the credit default swap prices for the debtor, or the length of time or the extent to which the fair value of a financial asset has been less than its amortized cost);
- existing or forecast adverse changes in business, financial or economic conditions that are expected to cause a significant decrease in the debtor's ability to meet its debt obligations;
- an actual or expected significant deterioration in the operating results of the debtor;
- significant increases in credit risk on other financial instruments of the same debtor;
- an actual or expected significant adverse change in the regulatory, economic, or technological environment of the debtor that results in a significant decrease in the debtor's ability to meet its debt obligations.

Irrespective of the outcome of the above assessment, the Company presumes that the credit risk on a financial asset has increased significantly since initial recognition when contractual payments are more than 30 days past due, unless the Company has reasonable and supportable information that demonstrates otherwise.

Despite the foregoing, the Company assumes that the credit risk on a financial instrument has not increased significantly since initial recognition if the financial instrument is determined to have low credit risk at the reporting date.

A financial instrument is determined to have low credit risk if:

- it has a low risk of default;
- the borrower is considered, in the short term, to have a strong capacity to meet its obligations; and
- the Company expects, in the longer term, that adverse changes in economic and business conditions might, but will not necessarily, reduce the ability of the borrower to fulfill its obligations.

The Company considers a financial asset to have low credit risk when the asset has external credit rating of 'investment grade' in accordance with the globally understood definition or if an external rating is not available, the asset has an internal rating of 'performing'. Performing means that the counterparty has a strong financial position and there is no past due amounts.

The Company regularly monitors the effectiveness of the criteria used to identify whether there has been a significant increase in credit risk and revises them as appropriate to ensure that the criteria are capable of identifying significant increase in credit risk before the amount becomes past due.

Default

The Company considers the following as constituting an event of default for internal credit risk management purposes as historical experience indicates that financial assets that meet either of the following criteria are generally not recoverable:

- when there is a breach of financial covenants by the debtor; or

- information developed internally or obtained from external sources indicates that the debtor is unlikely to pay its creditors, including the Company, in full (without taking into account any collateral held by the Company).

Irrespective of the above analysis, the Company considers that default has occurred when a financial asset is more than 90 days past due unless the Company has reasonable and supportable information to demonstrate that a more lagging default criterion is more appropriate.

Critical to the determination of ECL is the definition of default. The definition of default is used in measuring the amount of ECL and in the determination of whether the loss allowance is based on 12-month or lifetime ECL, as default is a component of the probability of default (PD) which affects both the measurement of ECLs and the identification of a significant increase in credit risk.

Credit-impaired financial assets

A financial asset is credit-impaired when one or more events that have a detrimental impact on the estimated future cash flows of the financial asset have occurred. Evidence of credit-impairment includes observable data about the following events:

- significant financial difficulty of the borrower or issuer;
- a breach of contract such as a default or past due event;
- the lender of the borrower, for economic or contractual reasons relating to the borrower's financial difficulty, having granted to the borrower a concession that the lender would not otherwise consider;
- it is becoming probable that the borrower will enter bankruptcy or other financial reorganization;
- the disappearance of an active market for a security because of financial difficulties; or
- the purchase of a financial asset at a deep discount that reflects the incurred credit losses.

It may not be possible to identify a single discrete event—instead, the combined effect of several events may have caused financial assets to become credit-impaired. The Company assesses whether debt instruments that are financial assets measured at amortized cost or FVTOCI are credit-impaired at each reporting date. To assess if debt instruments are credit impaired, the Company considers factors such as bond yields, credit ratings and the ability of the borrower to raise funding.

Write-off

The Company writes off a financial asset when there is information indicating that the debtor is in severe financial difficulty and there is no realistic prospect of recovery, such as when the debtor has been placed under liquidation or has entered into bankruptcy proceedings, or in the case of trade receivables, when the amounts are over two years past due, whichever occurs sooner.

Financial assets written off may still be subject to enforcement activities under the Company's recovery procedures, taking into account legal advice where appropriate. Any recoveries made are recognized in profit or loss.

Measurement and recognition of expected credit losses

The measurement of ECL is a function of the probability of default, loss given default (i.e. the magnitude of the loss if there is a default) and the exposure at default. The assessment of the probability of default and loss given default is based on historical data adjusted by forward-looking information.

As for the exposure at default, for financial assets, this is represented by the assets' gross carrying amount at the reporting date, the Company's understanding of the specific future financing needs of the debtors, and other relevant forward-looking information.

For financial assets, the ECL is estimated as the difference between all contractual cash flows that are due to the Company in accordance with the contract and all the cash flows that the Company expects to receive, discounted at the original effective interest rate.

If the Company has measured the loss allowance for a financial instrument at an amount equal to lifetime ECL in the previous reporting period, but determines at the current reporting date that the conditions for lifetime ECL are no longer met, the Company measures the loss allowance at an amount equal to 12-month ECL at the current reporting date, except for assets for which simplified approach was used.

The Company recognizes an impairment gain or loss in profit or loss for all financial instruments with a corresponding adjustment to their carrying amount through a loss allowance account, except for investments in debt instruments that are measured at FVTOCI, for which the loss allowance is recognized in other comprehensive income and accumulated in the investment revaluation reserve, and does not reduce the carrying amount of the financial asset in the statement of financial position.

Presentation of allowance for ECL in the statement of financial position

Loss allowances for ECL are presented in the statement of financial position as a deduction from the gross carrying amount of the assets.

Derecognition

The Company derecognizes a financial asset only when the contractual rights to the asset's cash flows expire or when the financial asset and substantially all the risks and rewards of ownership of the asset are transferred to another entity. If the Company neither transfers nor retains substantially all the risks and rewards of ownership and continues to control the transferred asset, the Company recognizes its retained interest in the asset and an associated liability for amounts it may have to pay. If the Company retains substantially all the risks and rewards of ownership of a transferred financial asset, the Company continues to recognize the financial asset and also recognizes a collateralized borrowing for the proceeds received.

On derecognition of a financial asset in its entirety, the difference between the asset's carrying amount and the sum of the consideration received and receivable and the cumulative gain/loss that had been recognized in OCI and accumulated in equity is recognized in profit or loss, with the exception of equity investment designated as measured at FVTOCI, where the cumulative gain/loss previously recognized in OCI is not subsequently reclassified to profit or loss.

Financial liabilities and Equity Instruments

Classification as debt or equity

Debt and equity instruments are classified as either financial liabilities or as equity in accordance with the substance of the contractual arrangements and the definitions of a financial liability and an equity instrument.

Financial Liabilities

All financial liabilities are measured subsequently at amortized cost using the effective interest method or at FVTPL. Financial liabilities are classified as either financial liabilities 'at FVTPL' or 'other financial liabilities'.

Financial liabilities at FVTPL

Financial liabilities are classified as at FVTPL when the financial liability is (i) held for trading, or (ii) it is designated as at FVTPL.

A financial liability is classified as held for trading if:

- it has been incurred principally for the purpose of repurchasing it in the near term; or
- on initial recognition it is part of a portfolio of identified financial instruments that the Company manages together and has a recent actual pattern of short-term profit taking; or
- it is a derivative that is not designated and effective as a hedging instrument.

Financial liabilities at FVTPL are measured at fair value, with any gains/losses arising on remeasurement recognized in profit or loss to the extent that they are not part of a designated hedging relationship. The net gain/loss recognized in profit or loss incorporates any interest paid on the financial liability and is included in profit or loss.

However, for financial liabilities that are designated as at FVTPL, the amount of change in the fair value of the financial liability that is attributable to changes in the credit risk of that liability is recognized in OCI, unless the recognition of the effects of changes in the liability's credit risk in OCI would create or enlarge an accounting mismatch in profit or loss. The remaining amount of change in the fair value of liability is recognized in profit or loss. Changes in fair value attributable to a financial liability's credit risk that are recognized in OCI are not subsequently reclassified to profit or loss; instead, they are transferred to retained earnings upon derecognition of the financial liability.

In making the determination of whether recognizing changes in the liability's credit risk in OCI will create or enlarge an accounting mismatch in profit or loss, the Company assesses whether it expects that the effects of changes in the liability's credit risk will be offset in profit or loss by a change in the fair value of another financial instrument measured at FVTPL. This determination is made at initial recognition.

Since the company does not have financial liabilities classified at FVTPL, all financial liabilities are subsequently measured at amortized cost.

Financial liabilities measured subsequently at amortized cost

Financial liabilities that are not (i) contingent consideration of an acquirer in a business combination, (ii) held-for-trading, or (iii) designated as at FVTPL, are measured subsequently at amortized cost using the effective interest method.

The effective interest method is a method of calculating the amortized cost of a financial liability and of allocating interest expense over the relevant period. The effective interest rate is the rate that exactly discounts estimated future cash payments (including all fees and points paid or received that form an integral part of the effective interest rate, transaction costs and other premiums or discounts) through the expected life of the financial liability, or (where appropriate) a shorter period, to the amortized cost of a financial liability.

The Company's financial liabilities classified under this category include accrued expenses and other payables, due to brokers and payable to fund manager.

Offsetting financial instruments

Financial assets and liabilities are offset and the net amount reported in the statements of financial position when there is a legally enforceable right to offset the recognized amounts and there is an intention to settle on a net basis or realize the asset and settle the liability simultaneously.

A right to offset must be available today rather than being contingent on a future event and must be exercisable by any of the counterparties, both in the normal course of business and in the event of default, insolvency or bankruptcy.

Derecognition of financial liabilities

The Company derecognizes financial liabilities when, and only when, the Company's obligations are discharged, cancelled or have expired. The difference between the carrying amount of the financial liability derecognized and the consideration paid and payable is recognized in profit or loss.

Equity instruments

An equity instrument is any contract that evidences a residual interest in the assets of the Company after deducting all of its liabilities. Equity instruments issued by the Company are recognized at the proceeds received, net of direct issue costs.

Share capital

Share capital consisting of ordinary shares is classified as equity. Incremental costs directly attributable to the issue of new shares or options are shown in equity as a deduction from the proceeds, net of tax. Any excess of proceeds from issuance of shares over its par value is recognized as additional paid-in capital.

Retained earnings

Retained earnings represent accumulated profit attributable to equity holders of the Company after deducting dividends declared. Retained earnings may also include effect of changes in accounting policy as may be required by the standard's transitional provisions.

Repurchase, disposal and reissuance of share capital (treasury shares)

When share capital recognized as equity is repurchased, the amount of the consideration paid, which includes directly attributable cost, net of any tax effects, is recognized as a reduction from equity. Repurchased shares are classified as treasury shares and are presented in the reserve for own share account. When treasury shares are sold or reissued subsequently, the amount received is recognized as increase in equity, and the resulting surplus or deficit on the transaction is presented as additional paid-in capital.

Prepayments

Prepayments represent expenses not yet incurred but already paid in cash. Prepayments are initially recorded as assets and measured at the amount of cash paid. Subsequently, these are charged to profit or loss as these are consumed in operations or expire with the passage of time.

Prepayments are classified in the statements of financial position as current asset when the cost of services related to the prepayments are expected to be incurred within one (1) year or the Company's normal operating cycle, whichever is longer. Otherwise, prepayments are classified as non-current assets.

Contingent Liabilities and Assets

Contingent liabilities and assets are not recognized because their existence will be confirmed only by the occurrence or non-occurrence of one or more uncertain future events not wholly within the control of the entity.

Contingent liabilities are disclosed, unless the possibility of an outflow of resources embodying economic benefits is remote.

Contingent assets are not recognized but are disclosed only when an inflow of economic benefits is probable. When the realization of income is virtually certain, asset should be recognized.

Revenue Recognition

Income is recognized to the extent that it is probable that the economic benefits will flow to the Company and the revenue can be measured reliably. Income is measured at the fair value of the consideration received or receivable and represents amounts receivable for services provided in the normal course of business.

Transaction price

The Company considers the terms of the contract and its customary business practices to determine the transaction price. The transaction price is the amount of consideration to which the Company expects to be entitled in exchange for transferring promised goods or services to a customer, excluding amounts collected on behalf of third parties.

Dividend income

Dividend income from investments is recognized when the shareholders' rights to receive payments have been established, usually at ex-dividend rate, provided that it is probable that the economic benefits will flow to the Company and the amount of income can be measured reliably.

Interest income

Interest income from a financial asset is recognized when it is probable that the economic benefits will flow to the Company and the amount of income can be measured reliably. Interest income is accrued on a time proportion basis, by reference to the principal outstanding and at the effective interest rate applicable, which is the rate that exactly discounts estimated future cash receipts through the expected life of the financial asset to that asset's net carrying amount.

Realized gains or losses

Gains or losses arising on the disposal of investments are determined as the difference between the sales proceeds and the carrying amount of the investments and is recognized in profit or loss.

Fair value gains or losses

Gains or losses arising from changes in fair values of investments are disclosed under the policy on financial assets.

Other income

Other income is income generated outside the normal course of business and is recognized when it is probable that the economic benefits will flow to the Company and it can be measured reliably.

Expense Recognition

Expenses are recognized in profit or loss when a decrease in future economic benefit related to a decrease in an asset or an increase in a liability has arisen that can be measured reliably. Expenses are recognized in profit or loss on the basis of: (i) a direct association between the costs incurred and the earning of specific items of income; (ii) systematic and rational allocation procedures when economic benefits are expected to arise over several accounting periods and the association with income can only be broadly or indirectly determined; or, (iii) immediately when an expenditure produces no future economic benefits or when, and to the extent that, future economic benefits do not qualify, or cease to qualify, for recognition in the statements of financial position as an asset.

Expenses in the statements of comprehensive income are presented using the function of expense method. Investment expenses are transaction costs incurred in the purchase and sale of investments. Operating expenses are costs attributable to administrative and other business expenses of the Company including management fees and custodianship fees.

Fair Value

Fair value is the price that would be received to sell an asset or paid to transfer a liability in an orderly transaction between market participants at the measurement date, regardless of whether that price is directly observable or estimated using another valuation technique. In estimating the fair value of an asset or a liability, the Company takes into account the characteristics of the asset or liability if market participants would take those characteristics into account when pricing the asset or liability at the measurement date. Fair value for measurement and/or disclosure purposes in these financial statements is determined on such basis.

In addition, for financial reporting purposes, fair value measurements are categorized into Levels 1, 2 or 3 based on the degree to which the inputs to the fair value measurements are observable and the significance of the inputs to the fair value measurement in its entirety, which are described as follows:

- Level 1 inputs are quoted prices (unadjusted) in active markets for identical assets or liabilities that the entity can access at the measurement date;
- Level 2 inputs are inputs, other than quoted prices included within Level 1, that are observable for the asset or liability, either directly or indirectly; and
- Level 3 inputs are unobservable inputs for the asset or liability.

Related Party Transactions

A related party transaction is a transfer of resources, services or obligations between the Company and a related party, regardless of whether a price is charged.

Parties are considered related if one party has control, joint control, or significant influence over the other party in making financial and operating decisions. An entity that is a post-employment benefit plan for the employees of the Company and the key management personnel of the Company are also considered to be related parties.

Taxation

Income tax expense represents the sum of the current tax, final tax and deferred tax expense.

Current tax

The current tax expense is based on taxable profit for the year. Taxable profit differs from net profit as reported in the statements of comprehensive income because it excludes items of income or expense that are taxable or deductible in other years and it further excludes items that are never taxable or deductible. The Company's current tax expense is calculated using 25% regular corporate income tax (RCIT) rate or 1% minimum corporate income tax (MCIT), whichever is higher.

Final tax

Final tax expense represents final taxes withheld on interest income from cash in banks, cash equivalents and fixed-income securities and final taxes withheld on proceeds from sale of listed equity securities.

Deferred tax

Deferred tax is recognized on temporary differences between the carrying amounts of assets and liabilities in the financial statements and the corresponding tax bases used in the computation of taxable profit. Deferred tax liabilities are generally recognized for all taxable temporary differences. Deferred tax assets are generally recognized for all deductible temporary differences to the extent that it is probable that taxable profits will be available against which those deductible temporary differences can be utilized. Such deferred tax assets and liabilities are not recognized if the temporary difference arises from the initial recognition (other than in a business combination) of assets and liabilities in a transaction that affects neither the taxable profit nor the accounting profit.

The carrying amount of deferred tax assets is reviewed at the end of each reporting period and reduced to the extent that it is no longer probable that sufficient taxable profits will be available to allow all or part of the asset to be recovered.

Deferred tax assets and liabilities are measured at the tax rates that are expected to apply in the period in which the liability is settled or the asset realized, based on tax rates (and tax laws) that have been enacted or substantively enacted by the end of the reporting period.

Deferred tax assets and liabilities are offset when there is a legally enforceable right to offset current tax assets against current tax liabilities and these relate to income taxes levied by the same taxation authority and the Company intends to settle its current tax assets and liabilities on a net basis.

Current and deferred taxes for the year

Current and deferred taxes are recognized in profit or loss, except when they relate to items that are recognized in OCI or directly in equity, in which case, the current and deferred taxes are also recognized in OCI or directly in equity, respectively.

Earnings (Loss) per Share

The Company computes its basic earnings (loss) per share by dividing profit or loss for the year attributable to ordinary equity holders of the Company by the weighted average number of ordinary shares outstanding during the period.

For the purpose of calculating diluted earnings (loss) per share, profit or loss for the year attributable to ordinary equity holders of the Company and the weighted average number of shares outstanding are adjusted for the effects of deposits for future stock subscriptions which are dilutive potential ordinary shares.

Net Asset Value per Share (NAVPS)

The Company computes its NAVPS by dividing the total net asset value as at the end of the reporting period by the number of issued and outstanding shares.

Net Asset Value Per Unit (NAVPU)

Shall refer to the computed NAV on a per unit basis at the close of the day. It is calculated by dividing the Fund's total net assets by the number of its outstanding units.

Events After the Reporting Period

The Company identifies events after the end of the reporting period as those events, both favorable and unfavorable, that occur between the end of the reporting period and the date when the financial statements are authorized for issue. The financial statements of the Company are adjusted to reflect those events that provide evidence of conditions that existed at the end of the reporting period.

4. CASH AND CASH EQUIVALENTS

	March 2023	December 2022
Attributable to shareholders		
Cash in banks	P 697,987	P 697,847
Attributable to unit holders		
Cash in banks	P 799,070	P 689,294
Cash equivalents	-	733,086
	P 799,070	P1,422,380

5. FINANCIAL ASSETS AT FAIR VALUE THROUGH PROFIT OR LOSS

This account consists of:

	Note	March 2023	December 2022
Attributable to shareholders			
Investments in mutual fund	10	P 52,985,330	P 52,643,108
Attributable to unit holders			
Investments in listed equity securities		P 39,614,388	P 39,412,824
Investments in fixed income		6,664,284	6,201,860
		P46,278,672	P 45,614,684

Investment in mutual fund is an investment placed in Sun Life Prosperity Peso Starter Fund, Inc. as disclosed in Note 10.

Investment in fixed income securities is composed of treasury notes while investments in listed equity securities are composed of listed equity shares.

The Company recognized dividend income from investments in listed equity securities attributable to unitholders amounting to P 387,924 and P 363,255 as at March 31, 2023 and March 31, 2022, respectively.

Net gains (losses) on investments recognized in profit or loss arising from financial assets at fair value measured through profit or loss are as follows:

	March 2023	December 2022
Attributable to shareholders		
Net unrealized gains on investments	P 342,222	P 888,989

	March 2023	December 2022
Attributable to unit holders		
Net realized loss on investments		
Equity securities	(P 464,722)	(P1,401,740)
Fixed-income securities	-	(13,939)
	(464,722)	(1,415,679)
Net unrealized gain (loss) on investments		
Equity securities	244,123	(2,150,850)
Fixed-income securities	464,423	(1,312,668)
	706,546	(3,463,518)
	P 241,824	(P4,879,197)

The movements in the financial assets at FVTPL are summarized as follows:

	March 2023	December 2022
Attributable to shareholders:		
Beginning Balance	P 52,643,108	P51,754,119
Unrealized gains	342,222	888,989
Ending Balance	P 52,985,330	P52,643,108
Attributable to unit holders:		
Beginning Balance	P 45,614,684	P48,238,962
Additions	2,304,328	9,786,427
Disposal	(2,346,886)	(8,947,187)
Unrealized gains (losses)	706,546	(3,463,518)
Ending Balance	P 46,278,672	P45,614,684

6. ACCRUED INTEREST RECEIVABLE

This account consists of accrued interest on the following:

	March 2023	December 2022
Attributable to unit holders		
Fixed-income securities	P 59,556	P 133,165

7. DIVIDENDS RECEIVABLE

	March 2023	December 2022
Attributable to unit holders	P 66,536	P 15,381

8. OTHER CURRENT ASSETS

	March 2023	December 2022
Attributable to unit holders		
Prepaid Expenses	P 38,389	P -

9. ACCRUED EXPENSES AND OTHER PAYABLES

	March 2023	December 2022
Attributable to unit holders		
Professional fees	P 119,990	P 151,424
Withholding and documentary stamp taxes	12,231	11,591
Supervisory fees	1,181	4,915
Custodianship fees	183	4,800
	P 133,585	P172,730

10. RELATED PARTY TRANSACTIONS

In the normal course of business, the Company transacts with entities which are considered related parties under PAS 24, *Related Party Disclosures*.

As of March 31, 2023, below is the outstanding investment of the Company in Sun Life Prosperity Peso Starter Fund, Inc.

	Note	Shares	Current Value
Attributable to shareholders:			
Investment in mutual fund	5	39,335,805	P 52,985,330

The details of transaction with related parties and the amounts paid or payable attributable to unit holders are set out below:

Nature of Transaction	Transactions as of end of the Quarter	Outstanding Balances		Terms	Condition
		Q1 2023	Q1 2023		
SLAMCI – Fund Manager					
Management Distribution and Transfer fees	P 185,181	P 56,735	P 58,193	Non-interest bearing; 1.40% of average daily net assets; settled in cash on or before the 15th day of the following month	Non-interest bearing;
Key Management Personnel					
Directors' Fees	P 63,685	P -	P -	Payable on demand;	Unsecured; Unguaranteed

11. DUE FROM / TO BROKERS

Due from broker account refers to amounts receivable from brokers arising from the sale of investments processed on or before the reporting period, which are settled three days after the transaction date.

Due from brokers attributable to unit holders amounted to P187,008 and nil as at March 31, 2023 and December 31, 2022, respectively.

Due to brokers account pertains to amounts payable to brokers for the purchase of investments processed on or before the reporting period, which are settled three days after the transaction date.

Due to brokers attributable to unit holders amounted to P352,593 and P541,973 as at March 31, 2023 and December 31, 2022, respectively.

Counterparties to the contract are not allowed to offset payable and receivable arising from the purchase and sale of investments.

Commissions are paid to brokers when buying and selling shares of stock. Commission expenses attributable to unit holders amounting to P11,676 and P13,058 were incurred as at March 31, 2023 and 2022, respectively.

12. EQUITY

2023			
	Shares/Units	Amount	
Attributable to shareholders			
Authorized:			
At P0.01 par value	200,000,000	P	2,000,000
Issued and outstanding	50,000,000	P	500,000
Attributable to unit holders			
Offer units			
At P1.00 initial offer price	100,000,000,000	P100,000,000,000	
At January 1	56,426,579.11	P	55,748,678
Contributions	215,279.77		182,364
Withdrawals	(104,026.06)		(91,382)
At March 31	56,537,832.82	P	55,839,660

Incorporation

The Company was incorporated on January 10, 2018 with 200,000,000 authorized shares at par value of P0.01 per share attributable to shareholders and 100,000,000,000 Offer Units at P1.0000 initial offer price per unit.

Current state

As at March 31, 2023, out of the present 200,000,000 authorized shares, the Company has 50,000,000 issued and subscribed shares, with par value of P0.01 per share attributable to shareholders. And out of the present 100,000,000,000 Offer Units, the Company has 56,537,832.82 subscribed units.

Redeemable shares

Redeemable shares carry one vote each, and are subject to the following:

a. Distribution of dividends

Each shareholder has a right to any dividends declared by the Company's Board of Directors and approved by 2/3 of its outstanding shareholders.

b. Denial of pre-emptive rights

No shareholder shall, because of his ownership of the shares, have a pre-emptive or other right to purchase, subscribe for, or take any part of shares or any other securities convertible into or carrying options or warrants to purchase shares of the registrant.

c. Right of redemption

The holder of any shares of the Company, upon its presentation to the Company or to any of its duly authorized representatives, is entitled to receive by way of redemption approximately his proportionate share of the Company's current net assets or the cash equivalent thereof. Shares are redeemable at any time at their net assets value less any applicable sales charges and taxes.

Redeemable Units

Redeemable units refer to units of participation each of which represents an undivided interest in the pool of investments assets earmarked for this type of security issued by a Mutual Fund Company (MFC). The MFC will buy back the redeemable units upon request of the holder.

Additional paid-in capital attributable to shareholders amounting to P49,500,000 as at March 31, 2023 and December 31, 2022 pertains to excess payments over par value from investors. However, no corresponding additional paid-in capital is recognized upon issuance of units as these are issued at no par value.

The following table shows the number of institutional and retail investors and the percentage of their investments, and the geographic concentration of investments as of March 31, 2023.

% Ownership of Institutional Investors	% Ownership of Retail Investors
Attributable to shareholders	
100%	-
Attributable to unit holders	
88.44%	11.56%

Area	Percentage of Investments
Attributable to shareholders	
LUZON	100%
Attributable to unit holders	
LUZON	94%
VISAYAS	4%
MINDANAO	2%
TOTAL	100%

13. NET ASSET VALUE PER SHARE / UNITS

	March 2023	December 2022
Attributable to shareholders		
Total equity	P 53,683,317	P 53,340,955
Issued and Fully Paid Shares	50,000,000	50,000,000
NAVPS	P 1.0737	P 1.0668
Attributable to unit holders		
Total equity	P 46,886,318	P 46,412,714
Subscribed units	56,537,832.82	56,426,579.11
NAVPU	P 0.8293	P 0.8225

NAVPS is based on issued, outstanding and fully paid shares while NAVPU is based on issued, outstanding and fully paid units. The expected cash outflow on redemption of these shares and units are equivalent to computed NAVPS and NAVPU as at reporting period.

Net Asset Value Calculation

The net asset value shall be calculated by adding:

- The aggregate market value of the portfolio securities and other assets;
- The cash on hand;

- Any dividends on stock trading ex-dividend; and
- Any accrued interest on portfolio securities,

And subtracting:

- Taxes and other charges against the fund not previously deducted;
- Liabilities
- Accrued expenses and fees; and
- Cash held for distribution to investors of the fund on a prior date.

Price Determination Of The Assets Of The Investment Company

The value of the assets of the Investment Company shall be determined based on the following:

- If quoted in an organized market, based on official closing price or last known transacted price;
- If unquoted or quoted investments where the transacted prices are not represented or not available to the market, based on fair value; Provided further that in determining the fair value of investments, the Fund Manager shall, with due care and good faith:
 - Have reference to the price that the Investment Company would reasonably expect to receive upon the sale of the investment at the time the fair value is determined;
 - Document the basis and approach for determining the fair value.

Below table shows the investment company return information of the Fund in the last five (5) recently completed fiscal years as at March 31, 2023:

	Yields	NAVPS / NAVPU	NAVPS / NAVPU Date
Attributable to shareholders			
Year on year yield (1-year)	0.00%	P1.0529	March 31, 2022
3 Year - Simple	0.00%	P1.0162	March 31, 2020
Attributable to unit holders			
Year on year yield (1-year)	-9.3275%	P 0.9145	March 31, 2022
3 Year - Simple	14.7205%	P 0.7228	March 31, 2020

The Company started its commercial operations on January 28, 2019.

14. INTEREST INCOME

	March 2023	March 2022
Attributable to shareholders		
Cash in banks	P 175	P 111
Attributable to unit holders		
Fixed-income securities	103,863	96,060
Cash and cash equivalents	2,613	400
	P 106,476	P 96,460

15. EARNINGS PER SHARE / UNIT

The calculation of the earnings per share / unit for the quarter is based on the following data:

	March 2023	March 2022
Attributable to shareholder s		
Net Income for the period	P 342,362	P 192,334
Weighted average number of outstanding shares for the purpose of computing earnings per shares	50,000,000	50,000,000
Basic and diluted earnings per share	P 0.007	P 0.004
Attributable to unit holders		
Net Income for the period	P 382,622	P 151,844
Weighted average number of outstanding units for the purpose of computing earnings per units	56,473,911.41	55,014,215.03
Basic and diluted earnings per unit	P 0.007	P 0.003

16. FAIR VALUE OF FINANCIAL INSTRUMENTS

Assets and liabilities measured at fair value on a recurring basis

The following table provides an analysis of financial instruments that are measured subsequent to initial recognition at fair value classified under level 1 based on the degree to which the inputs to fair value are observable.

	Note	Level 1
Attributable to shareholders		
March 31, 2023		
Investment mutual fund	5	P 52,985,330
December 31, 2022		
Investment mutual fund	5	P 52,643,108
Attributable to unit holders		
March 31, 2023		
Investments in listed equity securities	5	P39,614,388
Investments in fixed-income securities	5	6,664,284
		P 46,278,672
December 31, 2022		
Investment in listed equity securities	5	P 39,412,824
Fixed-income securities	5	6,201,860
		P 45,614,684

Investment in mutual fund is valued at their published NAVPS at reporting date.

The fair values of fixed-income securities classified as Level 1 are based on quoted prices of either done deals or bid rates.

Listed equity securities are valued at quoted prices as at reporting date. There were no transfers between Levels 1 to 3 in 2023 and 2022.

Financial assets and liabilities not measured at fair value

The following financial assets and financial liabilities are not measured at fair values on recurring basis but the fair value disclosure is required (Attributable to shareholders):

	Notes	Carrying Amounts	Fair Values			
			Level 1		Level 2	
March 31, 2023						
Financial Asset						
Cash in banks	4	P 697,987	P 697,987	P -	P 697,987	
December 31, 2022						
Financial Asset						
Cash in banks	4	P 697,847	P 697,847	P -	P 697,847	

The following financial assets and financial liabilities are not measured at fair values on recurring basis but the fair value disclosure is required (Attributable to Unit holders):

			Fair Values		
	Notes	Carrying Amounts	Level 1	Level 2	Total
March 31, 2023					
Financial Assets					
Cash in banks	4	P 799,070	P 799,070	P -	P 799,070
Accrued interest receivable	6	59,556	-	56,556	59,556
Dividend receivable	7	66,536	-	66,536	66,536
Due from brokers	11	187,008	-	187,008	187,008
		P 1,112,170	P 799,070	P 313,100	P 1,112,170
Financial Liabilities					
Accrued expenses and other payables	9	P 121,354	P -	P 121,354	P 121,354
Payable to fund manager	10	56,735	-	56,735	56,735
Due to brokers	11	352,593	-	352,593	352,593
		P 530,682	P -	P 530,682	P 530,682
December 31, 2022					
Financial Assets					
Cash in banks	4	P 689,294	P 689,294	P -	P 689,294
Cash equivalents	4	733,086	733,086	-	733,086
Accrued interest receivable	6	133,165	-	133,165	133,165
Dividend receivable	7	15,381	-	15,381	15,381
		P 1,570,926	P 1,422,380	P 148,546	P 1,570,926
Financial Liabilities					
Accrued expenses and other payables	9	P 161,139	P -	P 161,139	P 161,139
Payable to fund manager	10	541,973	-	541,973	541,973
Due to brokers	11	58,193	-	58,193	58,193
		P 761,305	P -	P 761,305	P 761,305

The difference between the carrying amount of accrued expenses and other payables disclosed in the statements of financial position and the amount disclosed in this note pertains to withholding and documentary stamp taxes that are not considered financial liabilities.

Cash in banks, cash equivalents, accrued interest receivable, dividends receivable, due from brokers, accrued expenses and other payables, payable to fund manager and due to brokers have short-term maturities, hence, their carrying amounts are considered their fair values.

Total unrealized gain or loss on investments relating to financial assets that are measured at fair value at the end of the reporting period are presented separately in the statement of comprehensive income. There were no transfers between Levels 1 to 3 in 2023 and 2022.

Item 2. Management's Discussion and Analysis of Financial Position and Results of Operations

The Performance of the Company could be measured by the following indicators:

1. **Increase/Decrease in Net Assets Value Per Share (NAVPS).** NAVPS is computed by dividing net assets (total assets less total liabilities) by the total number of shares issued and outstanding, and for conversion to shares, if any, as of the end of the reporting day. Any increase or decrease in NAVPS translates to a prospective capital gain or capital loss, respectively, for the Fund's shareholders.
2. **Increase/Decrease in Net Assets Value Per Units (NAVPU).** NAVPU is computed by dividing net assets (total assets less total liabilities) by the total number of outstanding units, as of the end of the reporting day. Any increase or decrease in NAVPU translates to a prospective capital gain or capital loss, respectively, for the Fund's unitholders.
3. **Net Investment Income.** Represents the total earnings of the Fund from its investment securities, less operating expenses and income tax. This gauges how efficiently the Fund has utilized its resources in a given time period.
4. **Assets Under Management.** These are the assets under the Fund's disposal. This measures investor confidence (increase/decrease brought about by investor subscriptions/redemptions) as well as the growth of the Fund (increase/decrease brought about by its operational income and market valuation of its assets and liabilities).
5. **Cash Flow.** Determines whether the Fund was able to achieve the optimal level of liquidity by being able to meet all its scheduled payments, while maintaining at the same time the maximum investments level and minimum cash level.

Management's Discussion and Analysis of Financial Condition and Results of Operations

Material Changes in the First Quarter Financial Statements

Statement of Financial Position and Statements of Changes in Equity – 31 Mar 2023 and 31 Dec 2022

Below table is attributable to shareholders:

For the Period Ended	31-Mar-23	31-Dec-22	Movement	Percentage (%)	MDAS
	Unaudited	Audited			
Cash in banks	P 697,987	P 697,847	P 140	0.02%	Liquidity requirements are met.
Financial assets at fair value through profit or loss	52,985,330	52,643,108	342,222	0.65%	The increase was due to unrealized gains from investments in mutual fund during the period.
Total Assets	53,683,317	53,340,955	342,362	0.64%	
Shares	500,000	500,000	-		
Additional paid in capital	49,500,000	49,500,000	-	0.00%	
Retained earnings	3,683,317	3,340,955	342,362	10.25%	Net income earned during the period.
Net assets attributable to shareholders	P 53,683,317	P 53,340,955	P 342,362	10.25%	The increase in net income was due to unrealized gains from investments during the period.
Net Assets Value per Share	P 1.0737	P 1.0668	P 0.0068	0.64%	

Below table is attributable to unit holders:

	31-Mar-23	31-Dec-22		Percentage	MDAS
	Unaudited	Audited	Movement	(%)	
Cash and cash equivalents	P 799,070	P 1,422,380	P (623,310)	-43.82%	Liquidity requirements are met.
Financial assets at fair value through profit or loss	46,278,672	45,614,684	663,988	1.46%	The increase was due to unrealized gains incurred which is partially negated by the net disposal of securities as of the period.
Accrued interest receivable	59,556	133,165	(73,609)	-55.28%	This account pertains to accrued interest from fixed income investments. Collection of interest depends on the scheduled interest payments of each asset.
Dividends receivable	66,536	15,381	51,155	332.59%	The collection of receivable is dependent on the scheduled payment dates of each listed stock from which dividends were
Due from Broker	187,008	-	187,008	100.00%	This account refers to outstanding amounts due from brokers in relation to disposals of investment in equity securities during the period, which are usually settled three (3) days after the transaction date.
Other current assets	38,389	-	38,389	100.00%	This account pertains to prepaid expenses to be amortized until end of the accounting period.
Total Assets	47,429,231	47,185,610	243,621	0.52%	
Accrued expenses and other payables	133,585	172,730	(39,145)	-22.66%	The decrease was mainly due to settlement of outstanding payable to investors for redemption of their investments processed on or before end of the reporting period, which are usually settled four (4) days after the transaction date.
Due to brokers	352,593	541,973	(189,380)	100.00%	This account refers to outstanding amounts payable to brokers in relation to purchase of investment in equity securities during the period, which are usually settled three (3) days after the transaction date.
Payable to Fund Manager	56,735	58,193	(1,458)	-2.51%	The decrease in fees payable to fund manager was due to lower AUM for the period.
Total Liabilities	542,913	772,896	(229,983)	-29.76%	
Contributions	55,839,660	55,748,678	90,982	0.16%	
Retained Earnings	(8,953,342)	(9,335,964)	382,622	-4.10%	Net income for the first quarter of 2023.
Net assets attributable to unit holders	P 46,886,318	P 46,412,714	P 473,604	1.02%	Net income earned which was partly offset with the net withdrawals from unitholders during the period
Net Assets Value per Unit	P 0.8293	P 0.8225	P 0.0068	0.82%	

There were no known trends, demands, commitments, events or uncertainties that will result in or that are reasonably likely to result in increasing or decreasing the Fund's liquidity in any material way.

There was no contingent liability reflected in the accompanying interim unaudited financial statements.

The Fund does not anticipate having any cash flow or liquidity problems as it complies with the liquidity requirements per ICA-IRR 6.10. The Fund was able to meet all its monetary obligations to its shareholders (for redemption) and creditors for the period covered. It does not foresee any event that could trigger a direct or contingent financial obligation that is material to its operations.

There were no material off-balance sheet transactions, arrangements, obligations (including contingent obligations), and other relationships of the Fund with unconsolidated entities/other persons created during the reporting period. Likewise, there are no material commitments for capital expenditures, known trends, events, or uncertainties that have had or that are reasonably expected to have a material impact on net income/revenue from the continuing operations of the Fund.

There are no other significant events and transactions from the last annual reporting period that is required for disclosure this quarter.

Statement of Comprehensive Income for the Three months ended – 31 Mar 2023 and 31 Mar 2022

Below table is attributable to shareholders:

	31-Mar-23 Unaudited	31-Mar-22 Unaudited	Movement	Percentage (%)	MDAS
Investment Income	P 175	P 111	P 64	57.66%	The increase was due to higher interest income earned from time deposits during the period
Operating Expenses	-	500	(500)	-100.00%	This pertains to bank charges incurred during the period
Net Unrealized Gains on Investments	342,222	192,745	149,477	77.55%	This pertains to unrealized gains from investment in mutual fund during the period.
Provision for Income Tax	35	22	13	59.09%	Final taxes of interest income earned from fixed income investment.
Net Investment Income	P 342,362	P 192,334	P 150,028	-78.00%	

Below table is attributable to unit holders:

	31-Mar-23 Unaudited	31-Mar-22 Unaudited	Movement	Percentage (%)	MDAS
Investment Income (Loss)	P 29,678	P (19,238)	P 48,916	-254.27%	Increase mainly due to higher interest and dividend income but was partially offset by realized trading losses from disposal of investments during the period.
Investment Expenses	12,095	13,514	(1,419)	-10.50%	Lower commission expenses during the period. Dependent on the percentage of the amount of stock trading as sold and purchased for the period.
Operating Expenses	308,919	316,136	(7,217)	-2.28%	Decrease mainly in management and distribution fees brought by lower AUM during the period.
Net Unrealized Gains on Investments	706,546	532,415	174,131	32.71%	Net increase due to impact of favorable market prices of the investments during the period.
Provision for Income Tax	32,588	31,683	905	2.86%	Final taxes of interest income earned from fixed income investment.
Net Investment Income	P 382,622	P 151,844	P 230,778	151.98%	

Average daily net asset value attributable to shareholders from January to March 2023 and January to March 2022 are P53,554,093 and P52,570,658, respectively.

Average daily net asset value attributable to unit holders from January to March 2023 and January to March 2022 is P47,896,270.81 and P50,249,651.64, respectively.

The Fund has no unusual nature of transactions or events that affect assets, liabilities, equity, net income or cash flows.

There were no commitments, guarantees and contingent liabilities that arise in the normal course of operations of the Fund which are not reflected in the accompanying interim unaudited financial statements.

The management of the Fund is of the opinion that there were no income or losses from these items that will have any material effect on its interim unaudited financial statements.

There were no known material events subsequent to the end of the quarterly reporting period that have not been reflected in the Fund's interim unaudited financial statements as at the period ended March 31, 2023. There were no significant elements of income or loss that did not arise from the Fund's continuing operations.

There were no changes in estimates of amount reported in the current financial year or changes in estimates of amounts reported in prior financial years.

PART II – RISK MANAGEMENT

Item 1. Financial Risk Exposures of the Company

1. Financial Risk Management Objectives and Policies

The Company's activities expose it to a variety of financial risks: interest rate risk, credit risk, and liquidity risk. The Fund Manager exerts best efforts to anticipate events that would negatively affect the value of the Company's assets and takes appropriate actions to counter these risks. However, there is no guarantee that the strategies will work as intended. The policies for managing specific risks are summarized below:

1.2 Market Risk: Market risk is the risk of possible decline in the value of the Fund due to fluctuations in prices of the fund's assets. Since the Fund may invest in both equity and fixed income securities, it is subject to two types of market risks: (1) Interest Rate Risk applicable to fixed income investments of the Fund; and (2) Equity Price Risk applicable to the equity investments of the Fund.

Interest Rate Risk: Interest Rate Risk is a type of Market Risk which is applicable to the Fund's investments in bonds, if any. This refers to the increase/decrease of a bond price due to movement in market factors such as changes in interest rates. A change in interest rates is the period when interest rates rise or fall thus causing the decline or increase in the market price of the bonds held by the Fund, if any. This risk is minimized by closely monitoring the direction of interest rates and aligning it with the appropriate strategy of the Fund.

Equity Price Risk: For equity investments, changes in prices of equity refer to the equity investments held by the Fund either for strategic or trading purposes. These equity investments, if any, are subject to the daily price fluctuations, as determined by market forces. Hence, prices may vary as a result of the general economic and political conditions, as well as developments in the company's operations and overall profitability. To manage this risk, the equity investments included in the Fund's portfolio are carefully selected based on their fundamental soundness.

1.2 Credit Risk: Investments in bonds carry the risk that the issuer of the bonds might not be able to meet its interest and principal payments. In which case, the value of the bonds will be adversely affected and may result in a write-off of the concerned asset held by the Fund, resulting to a significant decrease in its NAVPU. To mitigate this risk, each Issuer/Borrower/Counterparty passes through a stringent credit process to determine whether its credit quality complies with the prescribed standards of the Fund. The credit quality of the Issuer/Borrower/Counterparty is reviewed periodically to ensure that excellent credit standing is maintained. Moreover, a 15% exposure limit to a single entity is likewise observed.

1.3 Foreign Exchange Risk: The Fund is exposed to foreign exchange risk arising from currency exposures primarily with respect to the US dollars. Significant fluctuation in the exchange rates could significantly affect the Fund's financial position. The Fund's financial assets are primarily denominated in the same currencies as its insurance contracts, which mitigate the foreign exchange rate risk. Thus, the main foreign exchange risk arises from recognized assets and liabilities denominated in currencies other than in which the investments of the Fund are expected to be settled.

1.4 Fund Manager Risk: The performance of the Funds is also dependent on the Fund Manager's skills. Hence, the Fund may underperform in the market and/or in comparison with similar funds due to investment decisions made by the Fund Manager, and may also fail to meet the Fund's investment objectives. The Board of Directors of the Fund, however, shall ensure that all investment policies and restrictions enumerated in this Prospectus are strictly followed.

1.5 Liquidity Risk: The Fund is usually able to service redemptions of investors within seven (7) banking days after receiving the notice of redemption by paying out redemptions from available cash or cash equivalents. When redemptions exceed these liquid holdings, the Funds will have to sell less-liquid assets, and during periods of extreme market volatility, the Funds may not be able to find a buyer for such assets. As such, the Funds may not be able to generate sufficient cash from its sale of assets to meet the redemptions within the normal seven (7) banking day period. To mitigate this risk, the Fund

maintains adequate highly liquid assets in the form of cash, cash equivalents and near cash assets in its portfolio.

1.6 Large Transaction Risk: If an investor in a Fund makes a large transaction, the Fund's cash flow may be affected. For example, if an investor redeems a large number of units of a Fund, that Fund may be forced to sell securities at unfavorable prices to pay for the proceeds of redemption. This unexpected sale may have a negative impact on the net asset value of the Fund. To mitigate this risk, the Fund may impose single investor limits to the ownership of the fund, when necessary. This limits the extent to which redemptions from any single investor can impact the Fund's cash flow.

Non-Guarantee: Unlike deposits made with banks, an investment in the Fund is neither insured nor guaranteed by the PDIC. Hence, investors carry the risk of losing the value of their investment, without any guaranty in the form of insurance. Moreover, as with any investment, it is important to note that past performance of the Fund does not guarantee its future success.

1.7 Regulatory Risk: The Funds' operations are subject to various regulations, such as those affecting accounting of assets and taxation. These regulations do change, and as a result, investors may experience lower investment returns or even losses depending on what such a regulatory change entails. For example, higher taxes would lower returns, and a mandated precautionary loan loss provisions could result in the Fund experiencing a loss in the value of assets. To mitigate this risk, the Fund adopts global best practices. Further, it maintains regular communications with the relevant government agencies to keep itself abreast of the issues giving them concern, and to have the opportunity to help them set standards for good governance. The Fund's investment manager, SLAMCI, also takes an active participation in the Philippine Investment Funds Association, Inc. ("PIFA"), an association of mutual fund companies in the Philippines.

1.8 Operational Risk: This is the risk of loss resulting from inadequate or failed internal processes, controls, people and systems. Categories of operational risks may fall under: sales and distribution, human resources, information technology, processes and people, accounting and finance, model risk, legal and regulatory and third party relationships. The Fund ensures that internal controls and practices are consistent with enterprise wide policies supporting the management of operational risks. The Fund has established business specific guidelines. Comprehensive investment program, including appropriate levels of self-insurance, is maintained to provide protection against potential losses.

1.9 Taxation Risk: Gains realized by investors upon redemption of shares in a mutual fund are not subject to personal income tax (R.A. 8424). However, since the fund will only issue units, investors are advised to consult their own professional advisers as to the tax implications of subscribing for, purchasing, holding, and redeeming units of the Fund.

The above risk factors are by no means exhaustive. New and/or unidentified risks may arise given the fast changing financial markets and economic environment.

2. Capital Risk Management

The Company manages its capital to ensure that the Company will be able to continue as a going concern while maximizing the return to stakeholders through the optimization of the mix of high-quality debt from domestic issuers.

The Company is guided by its Investment Policies and Legal Limitations. All the proceeds from the sale of shares, including the original subscription payments at the time of incorporation constituting the paid-in capital, is held by the pertinent custodian banks.

The Company manages Capital and NAVPS, to ensure that the Company's net asset value remains competitive and appealing to prospective investors.

The Company is also governed by the following fundamental investment policies:

- It does not issue senior securities;
- It does not intend to incur any debt or borrowing. In the event that borrowing is necessary, it can do so only if, at the time of its incurrence or immediately thereafter, there is asset coverage of at least 300% for all its borrowings;
- It does not participate in any underwriting or selling group in connection with the public distribution of securities, except for its own share capital;
- It generally maintains a diversified portfolio. Industry concentrations may vary at any time depending on the investment manager's view on the prospects;
- It does not invest directly in real estate properties and developments;
- It does not purchase or sell commodity futures contracts;
- It does not engage in lending operations to related parties such as the members of the Board of Directors, officers of the Company and any affiliates, or affiliated corporations of the Company;
- The asset mix in each type of security is determined from time to time, as warranted by economic and investment conditions; and
- It does not change its investment objectives without the prior approval of a majority of its shareholders.

The Investment Policies refer to the following:

- Investment Objective - to generate long-term capital appreciation through a portfolio of equities, fixed income securities and alternative financial instruments, adjusted accordingly as the target date of the Fund (Year 2048) approaches.
- Benchmark - 50% PSEi + 48% Bloomberg Sovereign Bond Index (BPHILR) 1–5 year, net of tax + 2% Philippine Peso TD Rate 1 Month to 3 Months, net of tax.
- Asset Allocation Range - the Company allocates its funds available for investments among cash and other deposit substitutes and fixed-income securities based on certain proportion as approved by Management.

Other matters covered in the investment policy include the fees due to be paid to the Fund Manager with management and distribution fees each set at an annual rate of 1.25% of the net assets attributable to shareholders on each valuation day.

In compliance to SEC Memorandum Circular No. 21, Series of 2019 signed on September 24, 2019 in relation to independent Net Asset Value (NAV) calculation, SLAMCI (Fund Manager) engaged Citibank, N.A. Philippines to service its fund accounting functions including calculation of its NAV every dealing day. In December 2020, SLAMCI implemented the outsourced fund accounting to all Sun Life Prosperity Funds.

As of March 31, 2023 and December 31, 2022, the Company is consistently in compliance with the minimum paid-in capital requirement of the SEC of PHP 50,000,000.

3. The amount and description of the company's investment in foreign securities:

The Company does not have any investment in foreign securities.

4. The significant judgments made in classifying a particular financial instrument in the fair value hierarchy.

CRITICAL ACCOUNTING JUDGMENTS AND KEY SOURCES OF ESTIMATION UNCERTAINTY

In the application of the Company's accounting policies, Management is required to make judgments, estimates and assumptions about the carrying amounts of assets and liabilities that are not readily apparent from other sources. The estimates and associated assumptions are based on the historical experience and other factors that are considered to be relevant. Actual results may differ from these estimates.

The estimates and underlying assumptions are reviewed on an ongoing basis. Revisions to accounting estimates are recognized in the period in which the estimate is revised if the revision affects only that period or in the period of the revision and future periods if the revision affects both current and future periods.

Critical Judgments in Applying Accounting Policies

The following are the critical judgments, apart from those involving estimates, that Management has made in the process of applying the Company's accounting policies and that have the most significant effect on the amounts recognized in the financial statements.

Business model assessment

Classification and measurement of financial assets depends on the results of the SPPI and the business model test. The Company determines the business model at a level that reflects how groups of financial assets are managed together to achieve a particular business objective. This assessment includes judgment reflecting all relevant evidence including how the performance of the assets is evaluated and their performance measured, the risks that affect the performance of the assets and how these are managed and how the managers of the assets are compensated. The Company monitors financial assets measured at amortized cost that are derecognized prior to their maturity to understand the reason for their disposal and whether the reasons are consistent with the objective of the business for which the asset was held. Monitoring is part of the Company's continuous assessment of whether the business model for which the remaining financial assets are held continues to be appropriate and if it is not appropriate whether there has been a change in business model and so a prospective change to the classification of those assets.

The Company measures its financial assets at amortized cost if the financial asset qualifies for both SPPI and business model test. The Company's business model is to hold the asset and to collect its cash flows which are SPPI. All other financial assets that do not meet the SPPI and business model test are measured at FVTPL.

Significant increase of credit risk

ECL is measured as an allowance equal to 12-month ECL for stage 1 assets, or lifetime ECL assets for stage 2 or stage 3 assets. An asset moves to stage 2 when its credit risk has increased significantly since initial recognition. PFRS 9 does not define what constitutes a significant increase in credit risk. In assessing whether the credit risk of an asset has significantly increased the Company takes into account qualitative and quantitative reasonable and supportable forward looking information.

The Company considers a financial instrument to have experienced a significant increase in credit risk when one or more of the qualitative and quantitative criteria have been met.

As at March 31, 2023 and December 31, 2022, the Company's financial instrument measured at amortized cost has not experienced a significant increase in credit risk.

Models and assumptions used

The Company uses various models and assumptions in measuring the fair value of financial assets as well as in estimating ECL. Judgment is applied in identifying the most appropriate model for each type of asset, as well as for determining the assumptions used in these models, including assumptions that relate to key drivers of credit risk.

Puttable shares designated as equity instruments

The Company's share capital met the specified criteria to be presented as equity. The Company designated its redeemable share capital as equity instruments since the Company's share capital met the criteria specified in PAS 32, Financial Instruments: Presentation, to be presented as equity.

A puttable financial instrument includes a contractual obligation for the issuer to repurchase or redeem that instrument for cash or another financial asset on exercise of the put. As an exception to the definition of a financial liability, an instrument that includes such an obligation is classified as an equity instrument if it has met all the following features:

- a. it entitles the holder to a pro rata share of the entity's net assets in the event of the entity's liquidation. The entity's net assets are those assets that remain after deducting all other claims on its assets;
- b. it is in the class of instruments that is subordinate to all other classes of instruments;
- c. all financial instruments in the class of instruments that is subordinate to all other classes of instruments have identical features;
- d. apart from the contractual obligation for the issuer to repurchase or redeem the instrument for cash or another financial asset, the instrument does not include any contractual obligation to deliver cash or another financial asset to another entity, or to exchange financial assets or financial liabilities with another entity under conditions that are potentially unfavorable to the entity, and it is not a contract that will or may be settled in the entity's own equity instruments; and
- e. the total expected cash flows attributable to the instrument over the life of the instrument are based substantially on the profit or loss, the change in the recognized net assets or the change in the fair value of the recognized and unrecognized net assets of the entity over the life of the instrument (excluding any effects of the instrument).

As at March 31, 2023 and at December 31, 2022, the recognized amount of share capital attributable to shareholders representing puttable share in the statements of financial position amounted to P500,000, while the amount of contributions attributable to unit holders in the statements of financial position amounted to P 55,839,660 and P 55,748,678, respectively.

Key Sources of Estimation Uncertainty

The following are the Company's key assumptions concerning the future and other key sources of estimation uncertainty at the end of each reporting period that have a significant risk of causing a material adjustment to the carrying amounts of assets and liabilities within the next financial year.

Probability of default (PD)

PD constitutes a key input in measuring ECL. PD is an estimate of the likelihood of default over a given time horizon, the calculation of which includes historical data, assumptions and expectations of future conditions.

As at March 31, 2023 and December 31, 2022, the Company assessed a nil probability of default for all of its financial assets measured at amortized cost.

Loss Given Default (LGD)

LGD is an estimate of the loss arising on default. It is based on the difference between the contractual cash flows due and those that the lender would expect to receive, taking into account cash flows from collateral and integral credit enhancements.

The Company uses portfolio averages from external estimates sourced out from Standard and Poor's (S&P) as the LGD estimates.

Estimating loss allowance for ECL

The measurement of the expected credit loss allowance for financial assets measured at amortized cost and FVTOCI is an area that requires the use of complex models and significant assumptions about future economic conditions and credit behaviour.

A number of significant judgments are also required in applying the accounting requirements for measuring ECL, such as:

- Determining criteria for significant increase in credit risk;
- Choosing appropriate models and assumptions for the measurement of ECL; and
- Establishing the number and relative weightings of forward-looking scenarios and the associated ECL.

As at March 31, 2023 and December 31, 2022, the Company has no loss allowance for all of its financial assets measured at amortized cost.

Deferred tax assets

The Company reviews the carrying amount at the end of each reporting period and reduces deferred tax assets to the extent that it is no longer probable that sufficient taxable profit will be available to allow all or part of the deferred tax assets to be utilized. There is no assurance that the Company will generate sufficient taxable profit that will allow all or part of its deferred tax assets to be utilized.

Based on Management's expectation of the Company's future taxable income, the Company did not recognize the deferred tax assets as at March 31, 2023 and December 31, 2022.

Compliance with Foreign Account Tax Compliance Act (FATCA)

In accordance with the requirements of the US Internal Revenue Service ("IRS") and the Intergovernmental Agreement ("IGA") between the Government of the United States of America and the Government of the Republic of the Philippines to Improve International Tax Compliance and to Implement FATCA which was signed last July 13, 2015, the Fund has registered with the Internal Revenue Service (IRS) and has obtained its own Global Intermediary Identification Number ("GIIN") as a sponsored entity. Sun Life Asset Management Company, Inc. ("SLAMCI") continues to assume responsibilities for the Fund's FATCA compliance as the Sponsoring Entity and has implemented FATCA onboarding processes and procedures as well as system enhancements to monitor its new and pre-existing account holders who are U.S. Persons and have U.S. Indicia.


The Fund, together with its Sponsoring Entity, SLAMCI, is preparing to comply for FATCA reporting on the date which will be set by the Bureau of Internal Revenue as soon as the IGA has been ratified by the Senate.

SIGNATURES

Pursuant to the requirements of the Securities Regulation Code, the issuer has duly caused this report to be signed on its behalf by the undersigned thereunto duly authorized.

Issuer : Sun Life Prosperity Achiever Fund 2048, Inc.

Principal Financial/Accounting Officer/Comptroller:

Signature :  : Jeanemar S. Talamon

Title : Treasurer

Date : May 16, 2023

SUN LIFE PROSPERITY ACHIEVER FUND 2048, INC.

Schedule of Financial Soundness Indicators and Financial Ratios

As of March 31, 2023 and December 31, 2022

		2023		2022	
<i>Current/ Liquidity Ratios</i>	Formula	Shareholders	Unit Holders	Shareholders	Unit Holders
a. Current ratio	Current Assets/Current Liabilities	N/A	87.36:1	N/A	61.05:1
b. Quick ratio	Quick Assets/Current Liabilities	N/A	87.36:1	N/A	61.05:1
c. Cash ratio	Cash/Current Liabilities	N/A	1.47:1	N/A	1.84:1
d. Days in receivable	Receivable/Revenue * No. of days	N/A	N/A	N/A	N/A
e. Working capital ratio	(Current Assets-Current Liabilities)/Current Liabilities	N/A	86.36:1	N/A	60.05:1
f. Net working capital to sales ratio	Working Capital / Total Revenue	306761.81:1	1579.83:1	84001.50:1	-805.23:1
g. Defensive Interval Ratio	360* (Quick Assets / Proj. Daily Operating Expense)	N/A	55271.85:1	38405487.60:1	13772.37:1
<i>Solvency Ratios</i>					
a. Long-term debt to equity ratio	Noncurrent Liabilities/Total Equity	0.00	0.00	0.00	0.00
b. Debt to equity ratio	Total Liabilities/Total Equity	0.00	0.01:1	0.00	0.02:1
c. Long term debt to total asset ratio	Noncurrent Liabilities/Total Assets	0.00	0.00	0.00	0.00
d. Total debt to asset ratio	Total Liabilities/Total Assets	0.00	0.01:1	0.00	0.02:1
Asset to equity ratio	Total Assets/Total Equity	1.00:1	1.01:1	1.00:1	1.02:1
Interest rate coverage ratio	Earning Before Income Tax/Interest Expense	N/A	N/A	N/A	N/A
<i>Profitability Ratio</i>					
a. Earnings before interest and taxes (EBIT) margin	EBIT/Revenue	195655.43%	1399.05%	140019.53%	8321.04%
b. Earnings before interest, taxes and depreciation and amortization (EBITDA) margin	EBITDA/Revenue	195655.43%	1399.05%	140019.53%	8321.04%
c. Pre-tax margin	EBIT/Revenue	195655.43%	1399.05%	140019.53%	8321.04%
d. Effective tax rate	Income Tax/EBIT	0.01%	7.85%	0.01%	-2.55%
e. Post-tax margin	Net Income After Tax/Revenue	195635.43%	1289.24%	139999.53%	8533.01%
f. Return on equity	Net Income After Tax/Average Common Equity	0.64%	0.82%	1.68%	-10.30%
g. Return on asset	NIAT/Average Total Assets	0.64%	0.81%	1.68%	-10.18%
Capital intensity ratio	Total Assets/Revenue	306761.81:1	1598.13:1	84001.50:1	-818.64:1
Dividend payout ratio	Dividends paid/Net Income	N/A	N/A	N/A	N/A

SUN LIFE PROSPERITY ACHIEVER FUND 2048, INC.

i. Percentage of Investment in a Single Enterprise to Net Asset Value

As of March 31, 2023 and December 31, 2022

	2023			2022		
	Shareholders			Shareholders		
	Investment (Market Value)	Net Asset Value	% over NAV	Investment (Market Value)	Net Asset Value	% over NAV
Equities						
SUN LIFE PROSPERITY PESO STARTER FUND, INC	52,985,330	53,683,317	98.70%	52,643,108	53,340,955	98.69%

ii. Total Investment of the Fund to the Outstanding Securities of an Investee Company

As of March 31, 2023 and December 31, 2022

	2023			2022		
	Shareholders			Shareholders		
	Investment of the Fund	Outstanding Securities of an Investee Company	% over Investee	Investment of the Fund	Outstanding Securities of an Investee Company	% over Investee
Equities						
SUN LIFE PROSPERITY PESO STARTER FUND, INC	39,335,805	19,998,997,475	0.20%	39,335,805	19,997,577,177	0.20%

iii. Total Investment in Liquid or Semi-Liquid Assets to Total Assets

As of March 31, 2023 and December 31, 2022

	2023	2022
Total Liquid and Semi-Liquid Assets	53,683,317	53,340,955
TOTAL ASSETS	53,683,317	53,340,955
Total Investment in Liquid or Semi-Liquid Assets to Total Assets	100%	100%

iv. Total Operating Expenses to Total Net Worth

As of March 31, 2023 and December 31, 2022

	2023	2022
Total Operating Expenses	-	500
Average Daily Net Worth	53,554,093	52,895,608
Total Operating Expenses to Average Daily Net Worth	0.00%	0.00%

v. Total Assets to Total Borrowings

As of March 31, 2023 and December 31, 2022

	2023	2022
Total Assets	53,683,317	53,340,955
Total Borrowings	-	-
Total Assets to Total Borrowings	N/A	N/A

SUN LIFE PROSPERITY ACHIEVER FUND 2048, INC.
i. Percentage of Investment in a Single Enterprise to Net Asset Value

As of March 31, 2023 and December 31, 2022

	2023			2022		
	Unit Holders			Unit Holders		
	Investment (Market Value)	Net Asset Value	% over NAV	Investment (Market Value)	Net Asset Value	% over NAV
Treasury Notes - Republic of the Philippines (ISIN)						
PIBD2039A232	3,554,742	46,886,318	7.58%	3,312,000	46,412,714	7.14%
PIBD2540I116	1,309,380	46,886,318	2.79%	1,210,423	46,412,714	2.61%
PIBD2041G241	1,454,420	46,886,318	3.10%	1,354,003	46,412,714	2.92%
PIBD2042K253	345,741	46,886,318	0.74%	325,434	46,412,714	0.70%
Equities						
Ayala Corporation	2,132,000	46,886,318	4.55%	2,300,450	46,412,714	4.96%
Aboitiz Equity Ventures Inc	1,330,032	46,886,318	2.84%	1,598,290	46,412,714	3.44%
Alliance Global Group Inc.	368,328	46,886,318	0.79%	367,710	46,412,714	0.79%
Ayala Land Inc.	1,982,200	46,886,318	4.23%	2,522,520	46,412,714	5.43%
Aboitiz Power Corporation	561,720	46,886,318	1.20%	514,155	46,412,714	1.11%
BDO Unibank Inc.	3,066,267	46,886,318	6.54%	2,562,379	46,412,714	5.52%
Bank of the Philippine Islands	2,353,503	46,886,318	5.02%	2,361,300	46,412,714	5.09%
Globe Telecom Inc.	611,392	46,886,318	1.30%	715,040	46,412,714	1.54%
International Container Terminal Services Inc.	2,296,184	46,886,318	4.90%	2,168,000	46,412,714	4.67%
Jollibee Foods Corporation	1,171,520	46,886,318	2.50%	1,159,200	46,412,714	2.50%
JG Summit Holdings Inc.	1,491,223	46,886,318	3.18%	1,585,557	46,412,714	3.42%
Metropolitan Bank & Trust Company	1,308,353	46,886,318	2.79%	1,220,130	46,412,714	2.63%
Megaworld Corporation	-	46,886,318	0.00%	208,000	46,412,714	0.45%
Metro Pacific Investments Corporation	397,440	46,886,318	0.85%	386,460	46,412,714	0.83%
Robinsons Land Corporation	-	46,886,318	0.00%	288,728	46,412,714	0.62%
Semirara Mining and Power Corporation	336,440	46,886,318	0.72%	358,800	46,412,714	0.77%
Union Bank of the Philippines	519,656	46,886,318	1.11%	-	**	-
SM Investments Corporation	5,418,455	46,886,318	11.56%	5,530,500	46,412,714	11.92%
SM Prime Holdings Inc.	3,640,800	46,886,318	7.77%	3,972,450	46,412,714	8.56%
PLDT, INC.	1,214,100	46,886,318	2.59%	1,132,620	46,412,714	2.44%
Universal Robina Corporation	1,429,920	46,886,318	3.05%	1,364,080	46,412,714	2.94%
Manila Electric Company	945,440	46,886,318	2.02%	881,460	46,412,714	1.90%
San Miguel Corporation	520,020	46,886,318	1.11%	364,364	46,412,714	0.79%
DMCI Holdings Inc.	405,950	46,886,318	0.87%	-	**	-
GT Capital Holdings Inc.	501,552	46,886,318	-	422,820	46,412,714	0.91%
Puregold Price Club Inc.	325,520	46,886,318	0.69%	362,960	46,412,714	0.78%
LT Group, Inc.	287,100	46,886,318	0.61%	266,800	46,412,714	0.57%
Emperador Inc.	672,980	46,886,318	-	500,580	46,412,714	1.08%
AC Energy Corporation	496,393	46,886,318	1.06%	591,388	46,412,714	1.27%
Converge ICT Solutions Inc.	296,960	46,886,318	0.63%	368,416	46,412,714	0.79%
Wilcon Depot Inc.	429,000	46,886,318	0.91%	421,850	46,412,714	0.91%
Monde Nissin Corp	731,826	46,886,318	1.56%	833,216	46,412,714	1.80%
AREIT Inc	848,900	46,886,318	1.81%	661,980	46,412,714	1.43%
Citicore Energy REIT Corp	194,810	46,886,318	0.42%	215,260	46,412,714	0.46%
Filinvest REIT Corp	261,500	46,886,318	0.56%	257,950	46,412,714	0.56%
MREIT Inc	420,786	46,886,318	0.90%	379,376	46,412,714	0.82%
RI Commercial REIT Inc	646,120	46,886,318	1.38%	568,035	46,412,714	1.22%
Term Deposits						
RIZAL COMMERCIAL BANKING CORP (RCBC)	-	46,886,318	0.00%	733,086	46,412,714	1.58%

ii. Total Investment of the Fund to the Outstanding Securities of an Investee Company

As of March 31, 2023 and December 31, 2022

	2023			2022		
	Unit Holders			Unit Holders		
	Investment of the Fund	Outstanding Securities of an Investee Company	% over Investee	Investment of the Fund	Outstanding Securities of an Investee Company	% over Investee
Treasury Notes - Republic of the Philippines (ISIN)						
PIBD2039A232	3,450,000	31,504,000,000	0.01%	3,450,000	31,504,000,000	0.01%
PIBD2540I116	1,570,000	142,558,010,000	0.00%	1,570,000	142,558,010,000	0.00%
PIBD2041G241	1,670,000	16,799,000,000	0.01%	1,670,000	16,799,000,000	0.01%
PIBD2042K253	300,000	27,597,000,000	0.00%	300,000	27,597,000,000	0.00%
Equities						
Ayala Corporation	3,280	619,148,362	0.00%	3,310	619,143,083	0.00%
Aboitiz Equity Ventures Inc	27,480	5,630,225,457	0.00%	27,700	5,630,225,457	0.00%
Alliance Global Group Inc.	29,800	9,103,689,779	0.00%	30,900	9,127,041,679	0.00%
Ayala Land Inc.	74,800	15,010,111,431	0.00%	81,900	15,064,662,731	0.00%
Aboitiz Power Corporation	15,100	7,358,604,307	0.00%	15,100	7,358,604,307	0.00%
BDO Unibank Inc.	23,862	5,264,457,392	0.00%	24,242	4,386,642,196	0.00%
Bank of the Philippine Islands	22,961	4,531,250,405	0.00%	23,150	4,513,128,255	0.00%
Globe Telecom Inc.	328	144,060,544	0.00%	328	144,060,544	0.00%
International Container Terminal Services Inc.	10,760	2,032,202,018	0.00%	10,840	2,030,340,949	0.00%
Jollibee Foods Corporation	5,230	1,118,992,798	0.00%	5,040	1,118,797,149	0.00%
JG Summit Holdings Inc.	31,132	7,520,983,658	0.00%	31,522	7,520,983,658	0.00%
Metropolitan Bank & Trust Company	22,365	4,497,415,555	0.00%	22,595	4,497,415,555	0.00%
Megaworld Corporation	-	-	0.00%	104,000	31,485,239,872	0.00%
Metro Pacific Investments Corporation	108,000	28,695,934,752	0.00%	113,000	28,695,934,752	0.00%
Robinsons Land Corporation	-	-	0.00%	19,300	5,053,841,085	0.00%
Semirara Mining and Power Corporation	10,400	4,250,547,620	0.00%	10,400	4,250,547,620	0.00%
Union Bank of the Philippines	6,110	2,353,746,590	0.00%	-	**	-
SM Investments Corporation	6,095	1,222,023,358	0.00%	6,145	1,222,023,358	0.00%
SM Prime Holdings Inc.	111,000	28,879,231,694	0.00%	111,900	28,879,231,694	0.00%
PLDT, INC.	855	216,055,775	0.00%	860	216,055,775	0.00%
Universal Robina Corporation	9,930	2,178,507,618	0.00%	10,030	2,178,507,618	0.00%
Manila Electric Company	3,040	1,127,098,705	0.00%	2,950	1,127,098,705	0.00%
San Miguel Corporation	4,860	2,383,896,588	0.00%	3,920	2,383,896,588	0.00%
DMCI Holdings Inc.	35,300	13,277,470,000	0.00%	-	**	-
GT Capital Holdings Inc.	972	215,284,587	0.00%	972	215,284,587	0.00%
Puregold Price Club Inc.	10,400	2,880,137,615	0.00%	10,400	2,880,137,615	0.00%
LT Group, Inc.	29,000	10,821,388,889	0.00%	29,000	10,821,388,889	0.00%
Emperador Inc.	32,200	15,736,471,238	0.00%	24,300	15,736,471,238	0.00%
AC Energy Corporation	81,110	39,677,394,773	0.00%	77,610	39,677,394,773	0.00%
Converge ICT Solutions Inc.	23,200	7,266,573,061	0.00%	23,200	7,266,573,061	0.00%
Wilcon Depot Inc.	14,300	4,099,724,116	0.00%	14,300	4,099,724,116	0.00%
Monde Nissin Corp	74,600	17,968,611,496	0.00%	75,200	17,968,611,496	0.00%
AREIT Inc	26,000	1,761,047,193	0.00%	18,700	1,508,910,810	0.00%
Citicore Energy REIT Corp	77,000	6,545,454,004	0.00%	94,000	6,545,454,004	0.00%
Filinvest REIT Corp	50,000	4,892,777,994	0.00%	46,900	4,892,777,994	0.00%
MREIT Inc	29,100	2,532,121,381	0.00%	26,200	2,532,121,381	0.00%
RL Commercial REIT Inc	111,400	10,726,804,330	0.00%	97,100	10,726,804,330	0.00%
Term Deposits						
RIZAL COMMERCIAL BANKING CORP (RCBC)	-	**	-	733,086	**	-

iii Total Investment in Liquid or Semi-Liquid Assets to Total Assets

As of March 31, 2023 and December 31, 2022

	2023	2022
Total Liquid and Semi-Liquid Assets	47,390,842	47,185,610
TOTAL ASSETS	47,429,231	47,185,610
Total Investment in Liquid or Semi-Liquid Assets to Total Assets	99.92%	100.00%

iv. Total Operating Expenses to Total Net Worth

As of March 31, 2023 and December 31, 2022

	2023	2022
Total Operating Expenses	308,919	1,233,398
Average Daily Net Worth	47,896,271	46,932,543
Total Operating Expenses to Average Daily Net Worth	0.64%	2.63%

v. Total Assets to Total Borrowings

As of March 31, 2023 and December 31, 2022

	2023	2022
Total Assets	47,429,231	47,185,610
Total Borrowings	542,913	772,896
Total Assets to Total Borrowings	8736%	6105%

SUN LIFE PROSPERITY ACHIEVER FUND 2048, INC.
Schedule of Investments
Financial Assets

Name of Issuing Entity and Association of Each Issue	March 31, 2023			December 31, 2022	
	Number of Shares / Principal Amount of Bonds and Notes	Market Value	Aggregate Cost	Number of Shares / Principal Amount of Bonds and Notes	Market Value
Attributable to Shareholders:					
Equities					
SUN LIFE PROSPERITY PESO STARTER FUND, INC	39,335,805	P 52,985,330	P 48,800,000	39,335,805	P 52,643,108

SUN LIFE PROSPERITY ACHIEVER FUND 2048, INC.
Schedule of Investments
Financial Assets

Name of Issuing Entity and Association of Each Issue	March 31, 2023			December 31, 2022	
	Number of Shares / Principal Amount of Bonds and Notes	Market Value	Aggregate Cost	Number of Shares / Principal Amount of Bonds and Notes	Market Value
Attributable to Unit Holders:					
Equities					
Ayala Corporation	3,280	P2,132,000	P2,800,202	3,310	P2,300,450
Aboitiz Equity Ventures Inc	27,480	1,330,032	1,687,339	27,700	1,598,290
Alliance Global Group Inc.	29,800	368,328	404,812	30,900	367,710
Ayala Land Inc.	74,800	1,982,200	3,085,414	81,900	2,522,520
Aboitiz Power Corporation	15,100	561,720	563,241	15,100	514,155
BDO Unibank Inc.	23,862	3,066,267	2,717,314	24,242	2,562,379
Bank of the Philippine Islands	22,961	2,353,503	1,889,056	23,150	2,361,300
Globe Telecom Inc.	328	611,392	691,339	328	715,040
International Container Terminal Services Inc.	10,760	2,296,184	1,247,224	10,840	2,168,000
Jollibee Foods Corporation	5,230	1,171,520	1,533,620	5,040	1,159,200
JG Summit Holdings Inc.	31,132	1,491,223	1,903,074	31,522	1,585,557
Metropolitan Bank & Trust Company	22,365	1,308,353	1,601,983	22,595	1,220,130
Megaworld Corporation	-	-	-	104,000	208,000
Metro Pacific Investments Corporation	108,000	397,440	524,845	113,000	386,460
Robinsons Land Corporation	-	-	-	19,300	288,728
Semirara Mining and Power Corporation	10,400	336,440	426,121	10,400	358,800
Union Bank of the Philippines	6,110	519,656	575,508	-	-
SM Investments Corporation	6,095	5,418,455	5,852,365	6,145	5,530,500
SM Prime Holdings Inc.	111,000	3,640,800	4,301,680	111,900	3,972,450
PLDT, INC.	855	1,214,100	1,180,801	860	1,132,620
Universal Robina Corporation	9,930	1,429,920	1,444,659	10,030	1,364,080
Manila Electric Company	3,040	945,440	1,073,495	2,950	881,460
San Miguel Corporation	4,860	520,020	727,584	3,920	364,364
DMCI Holdings Inc.	35,300	405,950	403,832	-	-
GT Capital Holdings Inc.	972	501,552	884,484	972	422,820
Puregold Price Club Inc.	10,400	325,520	469,162	10,400	362,960
LT Group, Inc.	29,000	287,100	444,129	29,000	266,800
Emperador Inc.	32,200	672,980	710,280	24,300	500,580
AC Energy Corporation	81,110	496,393	706,862	77,610	591,388
Converge ICT Solutions Inc.	23,200	296,960	608,097	23,200	368,416
Wilcon Depot Inc.	14,300	429,000	488,627	14,300	421,850
Monde Nissin Corp	74,600	731,826	1,277,230	75,200	833,216
AREIT Inc	26,000	848,900	990,404	18,700	661,980
Citicore Energy REIT Corp	77,000	194,810	190,100	94,000	215,260
Filinvest REIT Corp	50,000	261,500	354,084	46,900	257,950
MREIT Inc	29,100	420,786	499,954	26,200	379,376
RL Commercial REIT Inc	111,400	646,120	773,778	97,100	568,035
	1,121,970	39,614,389	45,032,699	1,197,014	39,412,824
Treasury Bonds and Notes Issued by the Nat'l Government					
Treasury Notes -- Republic of the Philippines	6,990,000	6,664,283	7,178,136	6,990,000	6,201,860
Term Deposits					
RIZAL COMMERCIAL BANKING CORP (RCBC)	-	-	-	733,086	733,086
GRAND TOTAL	8,111,970	P46,278,671	P52,210,836	8,920,100	P46,347,770



This document contains key information clients of Sun Life Prosperity Achiever Fund 2048 should know about. More information can be found in the Fund's prospectus. Ask a Sun Life Financial Advisor or contact Sun Life Asset Management Company, Inc., at 8-849-9888 or PHIL-MF-Products@sunlife.com or visit www.sunlifefunds.com.

Launch Date	January 28, 2019	Fund Structure	Mutual Fund (Units)	Transfer Agency Fee	0.15%
Fund Size	PHP 46,883,172.50	Fund Classification	Multi-Asset Fund	Early Redemption Fee	Varies
Net Asset Value Per Unit	0.8292	Minimum Subscription	PHP 1,000	Redemption Settlement	T+4 business days
Benchmark	50% PSEi + 48% Bloomberg Sovereign Bond Index 1-5 Year, net of tax (adjusted by Sun Life) + 2% Philippine Peso TD Rate 1 Month to 3 Months, net of tax	Minimum Subsequent	PHP 1,000	Bloomberg Ticker	SLPAF48 PM Equity
		Management and Distribution Fee	1.25%		

What does the Fund invest in?

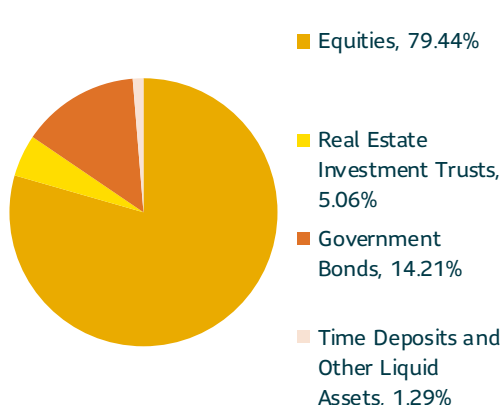
The **Sun Life Prosperity Achiever Fund 2048** aims to generate long-term capital appreciation through a portfolio of equities, fixed income securities, and alternative financial instruments, adjusted accordingly as the Fund's target date (Year 2048) approaches.

The Fund is suitable for investors with a **balanced risk profile** and long-term investment horizon. This is for investors who aim to prepare for a future need or milestone life event by Year 2048 (e.g., car, funds for business, child's education, retirement).

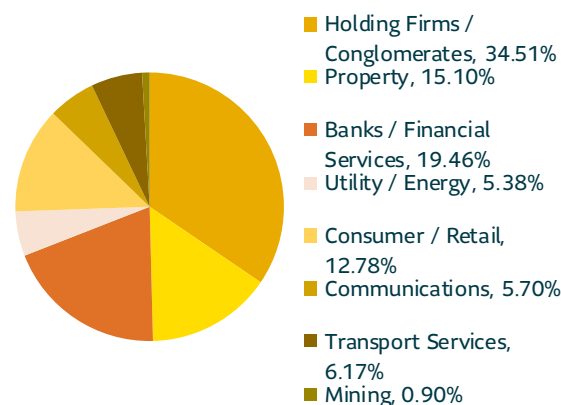
Top Equity Holdings

1. SM Investments Corporation, 11.56%
2. SM Prime Holdings Inc., 7.77%
3. BDO Unibank Inc., 6.54%
4. Bank of the Philippine Islands, 5.02%
5. International Container Terminal Services Inc., 4.90%
6. Ayala Corporation, 4.55%
7. Ayala Land Inc., 4.23%
8. JG Summit Holdings Inc., 3.18%
9. Universal Robina Corporation, 3.05%
10. Aboitiz Equity Ventures Inc., 2.84%

Investment Mix



Sector Allocation



How has the Fund performed?

NAVPU Since Inception



CUMULATIVE PERFORMANCE

MoM	YTD	1-Year	3-Year	5-Year
0.28%	0.80%	-9.33%	14.72%	-

Note: Year-to-date (YTD) returns are computed as the return from the last business day of the previous year to the last business day of the reporting month.

Market Review and Outlook

- The Philippine Stock Exchange Index (PSEi) declined for the second straight month to close at 6,499.68 (-0.89% month-on-month). On the other hand, local bond prices were slightly higher during the month.
- U.S. regional banks and Credit Suisse's fall-out caused risk-off sentiment in March.
- March inflation came in lower-than-expected at 7.6%, and softer than previous month's 8.6%. Given this, the Bangko Sentral ng Pilipinas (BSP) has some leeway to pause hiking rates during its next meeting.
- Full-year 2022 corporate earnings grew by 34%, led by Conglomerates, Transport, Utilities/Energy, and Property sectors.
- The local market may continue to trade sideways in the coming weeks due to downbeat sentiment globally, countered by healthy corporate earnings growth.
- The Fund is a mix of equities and cash/fixed income securities and mimics the composition and performance of the equity and fixed income benchmarks.

DISCLAIMER: Sun Life Asset Management Company, Inc. (SLAMCI) makes no representation as to the accuracy or completeness of the information contained herein. The information contained in this presentation is for information purposes only. It is not intended to provide professional, investment, or any other type of advice or recommendation in relation to purchases or sales of securities whether or not they are related to SLAMCI; it does not constitute any guarantee of performance, and neither does it take into account the particular investment objectives, financial situation or needs of individual recipients. Any opinions or estimates herein reflect our judgment as at the date of this presentation and are subject to change at any time without notice. This material is a copyrighted work. You may not share, distribute, revise, transform, or build upon this material without prior written consent of, and proper attribution to Sun Life. All trademarks are the properties of their respective owners.

SLAMCI is regulated by the **Securities and Exchange Commission (SEC)**.

For consumer assistance and financial consumer complaints, you may contact the **Corporate Governance and Finance Department (CGFD)** through CGFD@sec.gov.ph or 8818-5952 / 5322-7696 loc. 114.



This document contains key information clients of Sun Life Prosperity Achiever Fund 2048 should know about. More information can be found in the Fund's prospectus. Ask a Sun Life Financial Advisor or contact Sun Life Asset Management Company, Inc., at 8-849-9888 or PHIL-MF-Products@sunlife.com or visit www.sunlifefunds.com.

Launch Date	January 28, 2019	Fund Structure	Mutual Fund (Units)	Transfer Agency Fee	0.15%
Fund Size	PHP 46,700,707.30	Fund Classification	Multi-Asset Fund	Early Redemption Fee	Varies
Net Asset Value Per Unit	0.8269	Minimum Subscription	PHP 1,000	Redemption Settlement	T+4 business days
Benchmark	50% PSEI + 48% Bloomberg Sovereign Bond Index 1-5 Year, net of tax (adjusted by Sun Life) + 2% Philippine Peso TD Rate 1 Month to 3 Months, net of tax	Minimum Subsequent	PHP 1,000	Bloomberg Ticker	SLPAF48 PM Equity
		Management and Distribution Fee	1.25%		

What does the Fund invest in?

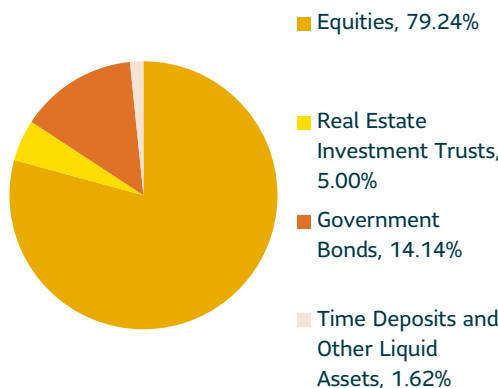
The **Sun Life Prosperity Achiever Fund 2048** aims to generate long-term capital appreciation through a portfolio of equities, fixed income securities, and alternative financial instruments, adjusted accordingly as the Fund's target date (Year 2048) approaches.

The Fund is suitable for investors with a **balanced risk profile** and long-term investment horizon. This is for investors who aim to prepare for a future need or milestone life event by Year 2048 (e.g., car, funds for business, child's education, retirement).

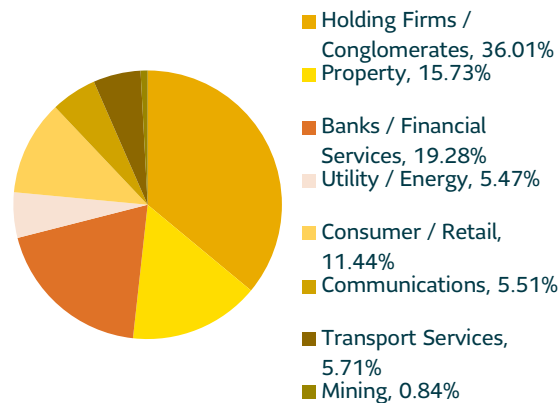
Top Equity Holdings

1. SM Investments Corporation, 10.94%
2. SM Prime Holdings Inc., 7.96%
3. BDO Unibank Inc., 6.25%
4. Bank of the Philippine Islands, 5.31%
5. International Container Terminal Services Inc., 4.53%
6. Ayala Land Inc., 4.50%
7. Ayala Corporation, 4.32%
8. JG Summit Holdings Inc., 3.24%
9. Aboitiz Equity Ventures Inc., 3.13%
10. Universal Robina Corporation, 2.86%

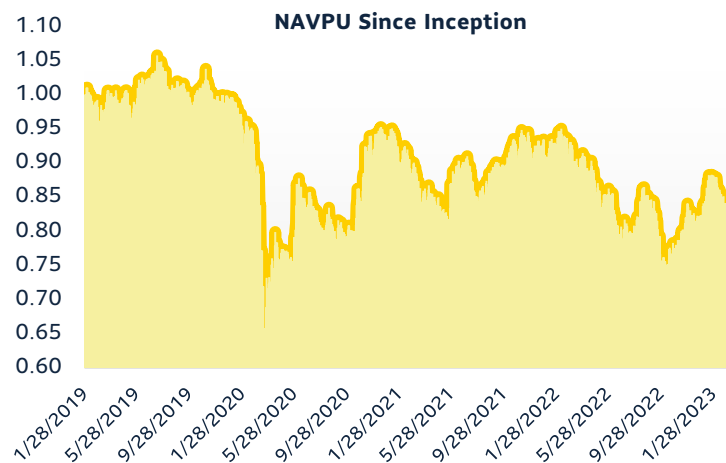
Investment Mix



Sector Allocation



How has the Fund performed?



CUMULATIVE PERFORMANCE

MoM	YTD	1-Year	3-Year	5-Year
-3.17%	0.52%	-10.20%	-6.46%	-

Note: Year-to-date (YTD) returns are computed as the return from the last business day of the previous year to the last business day of the reporting month.

Market Review and Outlook

- The Philippine Stock Exchange Index (PSEi) declined 3.49% in February to close at 6,556.20, reversing its gains the previous month. Local bond yields were flat during the month.
- February inflation printed at 8.6%, slightly lower from previous month's 8.7%. As this came in lower than expected, the BSP may hike rates by 25 basis points (bps) during its next meeting.
- MSCI rebalancing happened during the last day of the month, with GLO and ACEN taken out of the index.
- Fourth quarter corporate earnings reporting season is still ongoing. So far, 70% of the companies that reported were in-line to ahead of expectations, with weighted core earnings growth of 36%.
- The local market may trade sideways as investors wait for confirmation that inflation is indeed on a downtrend.
- The Fund is a mix of equities and cash/fixed income securities and mimics the composition and performance of the equity and fixed income benchmarks.

DISCLAIMER: Sun Life Asset Management Company, Inc. (SLAMCI) makes no representation as to the accuracy or completeness of the information contained herein. The information contained in this presentation is for information purposes only. It is not intended to provide professional investment, or any other type of advice or recommendation in relation to purchases or sales of securities whether or not they are related to SLAMCI; it does not constitute any guarantee of performance; and neither does it take into account the particular investment objectives, financial situation or needs of individual recipients. Any opinions or estimates herein reflect our judgment as at the date of this presentation and are subject to change at any time without notice. This material is a copyrighted work. You may not share, distribute, revise, transform, or build upon this material without prior written consent of, and proper attribution to Sun Life. All trademarks are the properties of their respective owners.

SLAMCI is regulated by the **Securities and Exchange Commission (SEC)**. For consumer assistance and financial consumer complaints, you may contact the **Corporate Governance and Finance Department (CGFD)** through CGFD@sec.gov.ph or 8818-5952 / 5322-7696 loc. 114.



This document contains key information clients of Sun Life Prosperity Achiever Fund 2048 should know about. More information can be found in the Fund's prospectus. Ask a Sun Life Financial Advisor or contact Sun Life Asset Management Company, Inc., at 8-849-9888 or PHIL-MF-Products@sunlife.com or visit www.sunlifefunds.com.

Launch Date	January 28, 2019	Fund Structure	Mutual Fund (Units)	Transfer Agency Fee	0.15%
Fund Size	PHP 48,170,890.13	Fund Classification	Multi-Asset Fund	Early Redemption Fee	Varies
Net Asset Value Per Unit	0.8540	Minimum Subscription	PHP 1,000	Redemption Settlement	T+4 business days
Benchmark	50% PSEi + 48% Bloomberg Sovereign Bond Index 1-5 Year, net of tax (adjusted by Sun Life) + 2% Philippine Peso TD Rate 1 Month to 3 Months, net of tax	Minimum Subsequent	PHP 1,000	Bloomberg Ticker	SLPAF48 PM Equity
		Management and Distribution Fee	1.25%		

What does the Fund invest in?

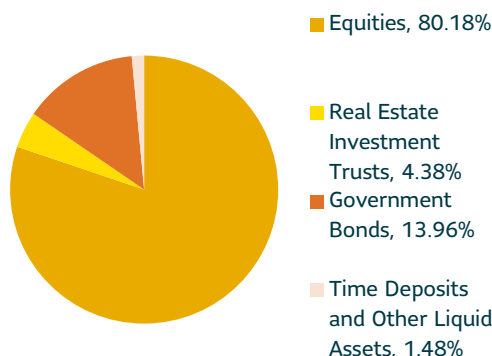
The **Sun Life Prosperity Achiever Fund 2048** aims to generate long-term capital appreciation through a portfolio of equities, fixed income securities, and alternative financial instruments, adjusted accordingly as the Fund's target date (Year 2048) approaches.

The Fund is suitable for investors with a **balanced risk profile** and long-term investment horizon. This is for investors who aim to prepare for a future need or milestone life event by Year 2048 (e.g., car, funds for business, child's education, retirement).

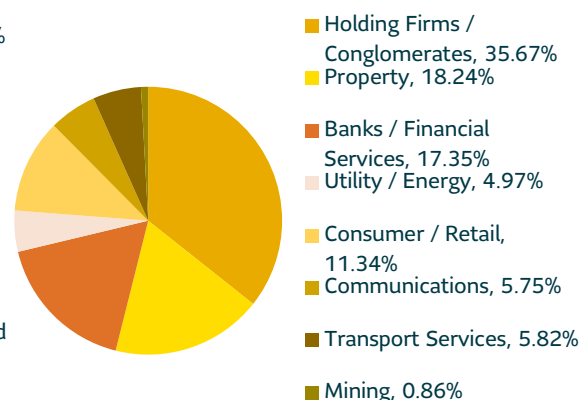
Top Equity Holdings

1. SM Investments Corporation, 11.74%
2. SM Prime Holdings Inc., 8.57%
3. BDO Unibank Inc., 6.18%
4. Bank of the Philippine Islands, 5.05%
5. Ayala Land Inc., 4.98%
6. Ayala Corporation, 4.86%
7. International Container Terminal Services Inc., 4.67%
8. JG Summit Holdings Inc., 3.50%
9. Aboitiz Equity Ventures Inc., 3.27%
10. Universal Robina Corporation, 2.87%

Investment Mix



Sector Allocation



How has the Fund performed?

NAVPU Since Inception



CUMULATIVE PERFORMANCE

MoM	YTD	1-Year	3-Year	5-Year
3.82%	3.82%	-8.79%	-7.93%	-

Note: Year-to-date (YTD) returns are computed as the return from the last business day of the previous year to the last business day of the reporting month.

Market Review and Outlook

- The Philippine Stock Exchange Index (PSEi) started the year on a high note, closing at 6,793.25 (+3.45%) in January. The local bourse announced its semi-annual rebalancing, with Union Bank of the Philippines (UBP) and DMCI Holdings Inc (DMC) added to the main index, replacing Robinsons Land Corp (RLC) and Megaworld Corp (MEG).
- Local yields continued to decline on expectation that the BSP's hiking cycle may end soon.
- Full year 2022 GDP growth came in at 7.6%, better than consensus forecast of 7.4%. Fourth quarter GDP grew by 7.2%, slower than the 7.6% registered in the previous quarter. Meanwhile, December inflation printed at 8.1%, slightly higher than previous month's 8.0%. Month-on-month inflation grew only by 0.3%, one of the lowest for the year.
- The local market will be influenced by corporate earnings and inflation data in the near-term.

Disclaimer: Sun Life Asset Management Company, Inc. (SLAMCI) makes no representation as to the accuracy or completeness of the information contained herein. The information contained in this presentation is for information purposes only. It is not intended to provide professional, investment, or any other type of advice or recommendation in relation to purchases or sales of securities whether or not they are related to SLAMCI; it does not constitute any guarantee of performance; and neither does it take into account the particular investment objectives, financial situation or needs of individual recipients. Any opinions or estimates herein reflect our judgment as at the date of this presentation and are subject to change at any time without notice. This material is a copyrighted work. You may not share, distribute, revise, transform, or build upon this material without prior written consent of, and proper attribution to Sun Life. All trademarks are the properties of their respective owners.

From: [ICTD Submission](#)
To: [sunlife_sec_communications](#)
Subject: Re: CGFD_Sun Life Prosperity Achiever Fund 2048, Inc_SEC Form 17-L_09May2023
Date: Tuesday, May 9, 2023 6:23:12 PM

CAUTION This email originated from outside the organization. Please proceed only if you trust the sender.

Thank you for reaching out to ictdsubmission@sec.gov.ph. Your submission is subject for Verification and Review of the Quality of the Attached Document only for **Secondary Reports**. Official copy of the submitted document/report with Barcode Page (Confirmation Receipt) will be made available after 7 working days via order from receipt through the SEC Express System at <https://secexpress.ph/>. Or you may call 8737-8888 for further clarifications.

NOTICE

Please be informed that selected reports should be filed through **ELECTRONIC FILING AND SUBMISSION TOOL (EFAST)**. <https://cifss-ost.sec.gov.ph/user/login>

such as: **AFS, GIS, GFFS, LCFS, LCIF, FCFS, FCIF, IHFS, BDFS, PHFS etc. ANO, ANHAM, FS-PARENT, FS-CONSOLIDATED, OPC_AO, AFS WITH NSPO FORM 1,2,3 AND 4,5,6, AFS WITH NSPO FORM 1,2,3 (FOUNDATIONS)**

Further, pursuant to SEC Memorandum Circular No. 3, series of 2021, scanned copies of the printed reports with wet signature and proper notarization shall be filed in **PORTABLE DOCUMENT FORMAT (PDF)** Secondary Reports such as:

17-A, 17-C, 17-L, 17-Q, ICASR, ICA-QR, ICA-AR, 23-A, 23-B, I-ACGR, ACGR, Monthly Reports, Quarterly Reports, Letters, OPC(ALTERNATE NOMINEE),GIS-G, 52-AR, IHAR,AMLA-CF,NPM,NPAM, BP-FCLC, CHINESEWALL, 39-AR,36-AR, PNFS, MCG, S10/SEC-NTCE-EXEMPT, through email at

[**ictdsubmission@sec.gov.ph**](mailto:ictdsubmission@sec.gov.ph)

FOR **MC28**, please go to SEC website:

[**https://apps010.sec.gov.ph**](https://apps010.sec.gov.ph)

For your information and guidance.

Thank you and keep safe.


Certification

I, Jeanemar S. Talaman, the Treasurer of Sun Life Asset Management Company, Inc., a corporation duly registered under and by virtue of the laws of the Republic of the Philippines, with SEC registration number A199918034 and with principal office at Sun Life Center, 5th Ave. Cor. Rizal Drive Bonifacio Global City, Taguig City, on oath state:

- 1) That I have caused this SEC Form 17-L to be prepared on behalf of Sun Life Prosperity Achiever Fund 2048, Inc.;
- 2) That I have read and understood its contents which are true and correct based on my own personal knowledge and/or on authentic records;
- 3) That the company Sun Life Prosperity Achiever Fund 2048, Inc. will comply with the requirements set forth in SEC Notice dated 14 May 2021 to effect a complete and official submission of reports and/or documents through electronic mail;
- 4) That I am fully aware that submitted documents which require pre-evaluation and/or payment of processing fee shall be considered complete and officially received only upon payment of a filing fee; and
- 5) That the e-mail account designated by the company pursuant to SEC Memorandum Circular No. 28, s. 2020 shall be used by the company in its online submissions to CGFD.

MAY 09 2023

IN WITNESS WHEREOF, I have hereunto set my hand this 9th day of May 2023.


Jeanemar S. Talaman
Affiant

MAY 09 2023

MAKATI CITY

SUBSCRIBED AND SWORN to before me this ____ day of _____, 2023, in _____ City, Philippines. Affiant exhibiting his/her government issued identification card:

Name	Government ID No.	Date of Issue	Place of Issue
Jeanemar S. Talaman	Driver's License F03-13-001744	05 June 2018	DLRC - Ayala

Doc. No. 313
Page No. 68
Book No. 58
Series of 2023.

ATTY. ROMEO M. MONEFORT
Notary Public City of Makati
Until December 31, 2023
Appointment No. 172 (2022-2023)
PTR NO. 9503521 Jan. 3, 2023 Makati City
IBP No. 1062634 - Jan. 3, 2018
MCLE NO. VI-0023417 Roll No. 27932
26 Amorsolo Street Legaspi Village
Makati City

SECURITIES AND EXCHANGE COMMISSION

SEC FORM 17-L

NOTIFICATION OF INABILITY TO FILE ALL OR ANY PORTION OF SEC FORM 17-A OR 17-Q

GENERAL INSTRUCTIONS

1. This Form may be signed by an executive officer of the issuer or by any other duly authorized representative. The name and title of the person signing the form shall be typed or printed beneath the signature. If the statement is signed on behalf of the issuer by an authorized representative other than an executive officer, evidence of the representative's authority to sign on behalf of the issuer shall be filed with the Form.
2. One signed original and four conformed copies of this Form and attachments thereto must be completed and filed with the Commission and, where any class of the issuer's securities are listed on a Stock Exchange, one with that Stock Exchange, in accordance with SRC Rule 17-1. The information contained in or filed with the Form will be made a matter of the public record in the Commission's and the Exchange's files.
3. A manually signed copy of the Form and amendments thereto shall be filed with the Stock Exchange if any class of securities of the issuer is listed thereon.
4. One signed original and four conformed copies of amendments to the notifications must also be filed on SEC Form 17-L but need not restate information that has been correctly furnished. The Form shall be clearly identified as an amended notification.
5. If the deadline for filing SEC Form 17-A or 17-Q specified in paragraph 2(b)(ii) of SRC Rule 17-1 is not complied with, a fine will be imposed for each day thereafter that the Form is not filed.

SECURITIES AND EXCHANGE COMMISSION

SEC FORM 17-L

NOTIFICATION OF INABILITY TO FILE ALL OR
ANY PORTION OF SEC FORM 17-A OR 17-Q

Check One:

Form 17-A [] Form 17-Q [☒]

Period-Ended Date of required filing **March 31, 2023**

Date of this report **May 09, 2023**

Nothing in this Form shall be construed to imply that the Commission has verified any information contained herein.

If this notification relates to a portion or portions of the filing checked above, identify the item(s) to which the notification relates: **SEC FORM 17-Q**

1. SEC Identification Number **CS201739629** 2. BIR Tax Identification No. : **009-942-755-000**

3. **Sun Life Prosperity Achiever Fund 2048, Inc.**
Exact name of issuer as specified in its charter

4. **Bonifacio Global City, Taguig City**
Province, country or other jurisdiction of incorporation

5. Industry Classification Code: (SEC Use Only)

6. **Sun Life Centre, 5th Avenue corner Rizal Drive, Bonifacio Global City, Taguig City, 1634**

.....
Address of principal office

.....
Postal Code

7. **(02) – 8555-8888**
Issuer's telephone number, including area code

8. **N. A.**
Former name, former address, and former fiscal year, if changed since last report.

9. Are any of the issuer's securities listed on a Stock Exchange?

Yes [] No [☒]

If yes, disclose the name of such Stock Exchange and the class of securities listed therein:

.....

Part I - Representations

If the subject report could not be filed without unreasonable effort or expense and the issuer seeks relief pursuant to SRC Rule 17-1, the following should be completed. (Check box if appropriate)

(a) The reasons described in reasonable detail in Part II of this Form could not be estimated without unreasonable effort or expense. []

(b) The subject annual report on SEC Form 17-A, or portion thereof, will be filed on or before the fifteenth calendar day following the prescribed due date; or the subject quarterly report on SEC Form 17-Q, or portion thereof, will be filed on or before the fifth day following the prescribed due date. [✓]

(c) The accountant's statement or other exhibit required by paragraph 3 of SRC Rule 17-1 has been attached if applicable. []

Part II - Narrative

State below in reasonable detail the reasons why SEC Form 17-A or SEC Form 17-Q, or portion thereof, could not be filed within the prescribed period. (Attach additional sheets if needed.)

The Company's SEC Form 17-Q for the quarter ending March 31, 2023 could not be completed and filed within the prescribed period. The Company has yet to complete the review of its financial statements and required notes disclosures. The Company undertakes to submit the report within five (5) calendar days after the prescribed deadline to the Securities and Exchange Commission.

Part III - Other Information

(a) Name, address and telephone number, including area code, and position/title of person to contact in regard to this notification

Jeanemar S. Talamán
Treasurer, Sun Life Asset Management Company, Inc.
Sun Life Centre 5th Avenue cor Rizal Drive Bonifacio Global City, Taguig City 1634
8555-8888

(b) Have all other periodic reports required under Section 17 of the Code and under Sections 26 and 141 of the Corporation Code of the Philippines during the preceding 12 months, or for such shorter period that the issuer was required to file such report(s), been filed? If the answer is no, identify the report(s).

Yes [✓] No [] Reports:

(c) Is it anticipated that any significant change in results of operations from the corresponding period for the last fiscal year will be reflected by the earnings statements to be included in the subject report or portion thereof?

Yes [] No [✓]

If so, attach an explanation of the anticipated change, both narratively and quantitatively, and, if appropriate, state the reasons why a reasonable estimate of the results cannot be made.

SIGNATURE

Pursuant to the requirements of the SRC Rule 17-1, the issuer has duly caused this report to be signed on its behalf by the undersigned hereunto duly authorized.

Sun Life Prosperity Achiever Fund 2048, Inc.

Registrant's full name as contained in charter



JEANEMAR S. TALAMAN
Treasurer, Sun Life Asset Management Company, Inc.

Date: **May 09, 2023**

From: [sunlife_sec_communications](#)
To: [ICTD Submission](#); [CGFD Account](#)
Cc: [PHIL-FIN_FAR2](#); [Jeanemar Talaman](#)
Subject: CGFD_Sun Life Prosperity Achiever Fund 2048, Inc_SEC Form 17-L_09May2023
Date: Tuesday, May 9, 2023 6:22:00 PM
Attachments: [Sun Life Prosperity Achiever Fund 2048, Inc. SEC Form 17-L_09May2023.pdf](#)

To: CORPORATE GOVERNANCE AND FINANCE DEPARTMENT (CGFD)

Good day.

Please see attached SEC Form 17-L of Sun Life Prosperity Achiever Fund 2048, Inc.

Please let me know once you receive this e-mail and its attachment. Thank you.

For any queries / additional comments, kindly contact us at the following e-mail addresses below.

Official email address: sunlife_sec_communications@sunlife.com

Alternative email address: sunlife_sec_communications2@sunlife.com

Official email address of authorized filer: ShamiraAngela.Juano@sunlife.com

Best Regards,

Shamira Angela P Juano | Financial Accounting & Reporting | Finance | Sun Life PH

T: 632 8555 8888 local 5931 | **E:** ShamiraAngela.Juano@sunlife.com

5F Sun Life Centre, Fifth Ave. cor. Rizal Drive, Bonifacio Global City, Taguig 1634



From: [ICTD Submission](#)
To: [sunlife_sec_communications](#)
Subject: Re: CFGD_Sun Life Prosperity Achiever Fund 2048, Inc._SEC Form 17-Q_22May2023
Date: Monday, May 22, 2023 11:37:11 AM

CAUTION This email originated from outside the organization. Please proceed only if you trust the sender.

Thank you for reaching out to ictdsubmission@sec.gov.ph. Your submission is subject for Verification and Review of the Quality of the Attached Document only for **Secondary Reports**. Official copy of the submitted document/report with Barcode Page (Confirmation Receipt) will be made available after 7 working days via order from receipt through the SEC Express System at <https://secexpress.ph/>. Or you may call 8737-8888 for further clarifications.

NOTICE

Please be informed that selected reports should be filed through **ELECTRONIC FILING AND SUBMISSION TOOL (EFAST)**. <https://cifss-ost.sec.gov.ph/user/login>

such as: **AFS, GIS, GFFS, LCFS, LCIF, FCFS, FCIF, IHFS, BDFS, PHFS etc. ANO, ANHAM, FS-PARENT, FS-CONSOLIDATED, OPC_AO, AFS WITH NSPO FORM 1,2,3 AND 4,5,6, AFS WITH NSPO FORM 1,2,3 (FOUNDATIONS)**

Further, pursuant to SEC Memorandum Circular No. 3, series of 2021, scanned copies of the printed reports with wet signature and proper notarization shall be filed in **PORTABLE DOCUMENT FORMAT (PDF)** Secondary Reports such as:

17-A, 17-C, 17-L, 17-Q, ICASR, ICA-QR, ICA-AR, 23-A, 23-B, I-ACGR, ACGR, Monthly Reports, Quarterly Reports, Letters, OPC(ALTERNATE NOMINEE),GIS-G, 52-AR, IHAR,AMLA-CF,NPM,NPAM, BP-FCLC, CHINESEWALL, 39-AR,36-AR, PNFS, MCG, S10/SEC-NTCE-EXEMPT, through email at

[**ictdsubmission@sec.gov.ph**](mailto:ictdsubmission@sec.gov.ph)

FOR **MC28**, please go to SEC website:

[**https://apps010.sec.gov.ph**](https://apps010.sec.gov.ph)

For your information and guidance.

Thank you and keep safe.

From: [sunlife_sec_communications](#)
To: ["ICTD Submission"; "CGFD Account"](#)
Cc: [PHIL-FIN_FAR2; Jeanemar Talaman](#)
Subject: CFGD_Sun Life Prosperity Achiever Fund 2048, Inc._SEC Form 17-Q_22May2023
Date: Monday, May 22, 2023 11:36:00 AM
Attachments: [Sun Life Prosperity Achiever Fund 2048, Inc. SEC Form 17-Q_22May2023.pdf](#)

To: CORPORATE GOVERNANCE AND FINANCE DEPARTMENT (CGFD)

Good day.

Pursuant to Section 17 of the Securities Regulation Code, we submit the attached SEC Form 17-Q Interim Report as of March 31, 2023 of Sun Life Prosperity Achiever Fund 2048, Inc.

Please let me know once you receive this e-mail and its attachment.

For any queries / additional comments, kindly contact us at the following e-mail addresses below.
Thank you.

Official email address: sunlife_sec_communications@sunlife.com

Alternative email address: sunlife_sec_communications2@sunlife.com

Official email address of authorized filer: ShamiraAngela.Juano@sunlife.com

Best Regards,

Shamira Angela P Juano | Financial Accounting & Reporting | Finance | Sun Life PH

T: 632 8555 8888 local 5931 | **E:** ShamiraAngela.Juano@sunlife.com

5F Sun Life Centre, Fifth Ave. cor. Rizal Drive, Bonifacio Global City, Taguig 1634



MANAGEMENT REPORT

a. Management's Discussion and Analysis (MD&A) or Plan of Operation.

CORPORATE INFORMATION

Sun Life Prosperity Achiever Fund 2048, Inc. (the "Company") was incorporated and registered with the Philippine Securities and Exchange Commission (SEC) on January 10, 2018. The Company is a registered open-end investment company under the Investment Company Act (Republic Act "R.A." No. 2629) and the Securities Regulation Code (R.A. No. 8799), formerly known as the Revised Securities Act (B.P. No. 178). It is a multi-asset/asset allocation fund which aims to maximize the returns of investors based on a pre-determined target date (Year 2048) that aligns properly with the investment horizon of its investors. Amongst the three (3) Sun Life Prosperity Achiever Funds, this Fund will have a more aggressive portfolio at the onset, which will mostly be allocated into equity securities and other high-yielding instruments due to a longer time horizon. As the Fund draws closer to its pre-determined target date, allocation to equity securities and other high-yielding instruments is gradually shifted to fixed income securities, to reduce the overall risk and volatility.

1. **Plan of Operation.** For the next twelve (12) months, management will continue its current plan of operation, with a focus on improving cost efficiency.
2. **Management's Discussion and Analysis.** The performance of the Company could be measured by the following indicators:
 - 2.1 **Increase/Decrease in Net Assets Value Per Share (NAVPS)** NAVPS is computed by dividing net assets (total assets less total liabilities) by the total number of shares issued and outstanding plus the total number of shares outstanding due to deposit for future subscriptions (DFFS) and for conversion to shares, if any, as of the end of the reporting day. Any increase or decrease in NAVPS translates to a prospective capital gain or capital loss, respectively, for the Company's shareholders.
 - 2.2 **Increase/Decrease in Net Assets Value per Unit (NAVPU.)** NAVPU is computed by dividing net assets (total assets less total liabilities) by the total number of units issued and outstanding, as of the end of the reporting day. Any increase or decrease in NAVPU translates to a prospective capital gain or capital loss, respectively, for the Fund's unit holders.
 - 2.3 **Net Investment Income.** Represents the total earnings of the Company from its investment securities, less operating expenses and income tax. This gauges how efficiently the Company has utilized its resources in a given time period.
 - 2.4 **Assets under Management (AUM).** The assets under the Company's disposal. This measures the profitability of the Company (increase/decrease brought about by its operational income) as well as investor confidence (increase/decrease brought about by investor subscriptions/redemptions).
 - 2.5 **Cash Flow.** Determines whether the Company was able to achieve the optimal level of liquidity by being able to meet all its scheduled payments while at the same time maintaining the maximum level of investments and minimum level of cash.

FINANCIAL STATEMENT ANALYSIS

Management's Discussion and Analysis of Financial Condition and Results of Operations

Material Changes in the First Quarter Financial Statements

Statement of Financial Position and Statements of Changes in Equity – March 31, 2023 vs. December 31, 2022

Below table is attributable to shareholders:

	31-Mar-23	31-Dec-22			
	Unaudited	Audited	Movement	Percentage (%)	MDAS
Cash in banks	P 697,987	P 697,847	P 140	0.02%	Liquidity requirements are met.
Financial assets at fair value through profit or loss	52,985,330	52,643,108	342,222	0.65%	The increase was due to unrealized gains from investments in mutual fund during the period.
Total Assets	53,683,317	53,340,955	342,362	0.64%	
Shares	500,000	500,000	-		
Additional paid in capital	49,500,000	49,500,000	-	0.00%	
Retained earnings	3,683,317	3,340,955	342,362	10.25%	Net income earned during the period.
Net assets attributable to shareholders	P 53,683,317	P 53,340,955	P 342,362	10.25%	The increase in net income was due to unrealized gains from investments during the period.
Net Assets Value per Share	P 1.0737	P 1.0668	P 0.0068	0.64%	

Below table is attributable to unit holders:

	31-Mar-23	31-Dec-22			
	Unaudited	Audited	Movement	Percentage (%)	MDAS
Cash and cash equivalents	P 799,070	P 1,422,380	P (623,310)	-43.82%	Liquidity requirements are met.
Financial assets at fair value through profit or loss	46,278,672	45,614,684	663,988	1.46%	The increase was due to unrealized gains incurred which is partially negated by the net disposal of securities as of the period.
Accrued interest receivable	59,556	133,165	(73,609)	-55.28%	This account pertains to accrued interest from fixed income investments. Collection of interest depends on the scheduled interest payments of each asset.
Dividends receivable	66,536	15,381	51,155	332.59%	The collection of receivable is dependent on the scheduled payment dates of each listed stock from which dividends were received.
Due from Broker	187,008	-	187,008	100.00%	This account refers to outstanding amounts due from brokers in relation to disposals of investment in equity securities during the period, which are usually settled three (3) days after the transaction date.
Other current assets	38,389	-	38,389	100.00%	This account pertains to prepaid expenses to be amortized until end of the accounting period.
Total Assets	47,429,231	47,185,610	243,621	0.52%	
Accrued expenses and other payables	133,585	172,730	(39,145)	-22.66%	The decrease was mainly due to settlement of outstanding payable to investors for redemption of their investments processed on or before end of the reporting period, which are usually settled four (4) days after the transaction date.
Due to brokers	352,593	541,973	(189,380)	-34.94%	This account refers to outstanding amounts payable to brokers in relation to purchase of investment in equity securities during the period, which are usually settled three (3) days after the transaction date.
Payable to Fund Manager	56,735	58,193	(1,458)	-2.51%	The decrease in fees payable to fund manager was due to lower AUM for the period.
Total Liabilities	542,913	772,896	(229,983)	-29.76%	
Contributions	55,839,660	55,748,678	90,982	0.16%	
Retained Earnings	(8,953,342)	(9,335,964)	382,622	-4.10%	Net income for the first quarter of 2023.
Net assets attributable to unit holders	P 46,886,318	P 46,412,714	P 473,604	1.02%	Net income earned which was partly offset with the net withdrawals from unitholders during the period
Net Assets Value per Unit	P 0.8293	P 0.8225	P 0.0068	0.82%	

Material Changes in the 2022 Financial Statements

Statement of Financial Position and Statements of Changes in Equity – December 31, 2022 and December 31, 2021

Below table is attributable to shareholders:

For the Period Ended	31-Dec-22	31-Dec-21	Movement	Percentage (%)	MDAS
	Audited	Audited			
Cash in banks	P 697,847	P 697,839	P 8	0.00%	Liquidity requirements are met.
Financial assets at fair value through profit or loss	52,643,108	51,754,119	888,989	1.72%	The increase was due to unrealized gains from investments in mutual fund during the period.
Total Assets	53,340,955	52,451,958	888,997	1.69%	
Shares	500,000	500,000	-		
Additional paid in capital	49,500,000	49,500,000	-	0.00%	
Retained earnings	3,340,955	2,451,958	888,997	36.26%	Net income earned during the period.
Net assets attributable to shareholders	P 53,340,955	P 52,451,958	P 888,997	36.26%	The increase in net income was due to unrealized gains from investments during the period.
Net Assets Value per Share	P 1.0668	P 1.0490	P 0.0178	1.69%	

Below table is attributable to unit holders:

	31-Dec-22	31-Dec-21	Movement	Percentage (%)	MDAS
	Audited	Audited			
Cash in banks	P 1,422,380	P 1,064,758	P 357,622	33.59%	Liquidity requirements are met.
Financial assets at fair value through profit or loss	45,614,684	48,238,962	(2,624,278)	-5.44%	The decrease was due to unrealized losses incurred which is partially negated by the net acquisition of securities as of the period.
Accrued interest receivable	133,165	121,439	11,726	9.66%	This account pertains to accrued interest from fixed income investments. Collection of interest depends on the scheduled interest payments of each asset.
Dividends receivable	15,381	14,374	1,007	7.01%	The collection of receivable is dependent on the scheduled payment dates of each listed stock from which dividends were received.
Total Assets	47,185,610	49,439,533	(2,253,923)	-4.56%	
Accrued expenses and other payables	172,730	244,119	(71,389)	-29.24%	The decrease was mainly due to settlement of outstanding payable to investors for redemption of their investments processed on or before end of the reporting period, which are usually settled four (4) days after the transaction date.
Due to brokers	541,973	-	541,973	100.00%	This account refers to outstanding amounts payable to brokers in relation to purchase of investment in equity securities during the period, which are usually settled three (3) days after the transaction date.
Payable to Fund Manager	58,193	63,268	(5,075)	-8.02%	The decrease in fees payable to fund manager was due to lower AUM for the period.
Total Liabilities	772,896	307,387	465,509	151.44%	
Net assets attributable to unit holders	P 46,412,714	P 49,132,146	P (2,719,432)	-5.53%	Net loss incurred which was partly offset with the net contributions from unitholders during the period
Net Assets Value per Unit	P 0.8225	P 0.9114	P (0.0889)	-9.75%	

There were no known trends, demands, commitments, events or uncertainties that will result in or that are reasonably likely to result in increasing or decreasing the Company's liquidity in any material way.

There was no contingent liability reflected in the accompanying audited financial statements.

The Company does not anticipate having any cash flow or liquidity problems as it complies with the liquidity requirements per ICA-IRR 6.10. The Company was able to meet all its monetary obligations to its shareholders (for redemption) and creditors for the period covered. It does not foresee any event that could trigger a direct or contingent financial obligation that is material to its operations.

There were no material off-balance sheet transactions, arrangements, obligations (including contingent obligations), and other relationships of the Company with unconsolidated entities/other persons created during the reporting period. Likewise, there are no material commitments for capital expenditures, known trends, events, or uncertainties that have had or that are reasonably expected to have a material impact on net income/revenue from the continuing operations of the Company.

There are no other significant events and transactions from the last annual reporting period that is required for disclosure this year.

Statement of Comprehensive Income for the Three months ended – 31 March 2023 vs. 31 March 2022

Below table is attributable to shareholders:

	31-Mar-23 Unaudited	31-Mar-22 Unaudited	Movement	Percentage (%)	MDAS
Investment Income	P 175	P 111	P 64	57.66%	The increase was due to higher interest income earned from time deposits during the period
Operating Expenses	-	500	(500)	-100.00%	This pertains to bank charges incurred during the period
Net Unrealized Gains on Investments	342,222	192,745	149,477	77.55%	This pertains to unrealized gains from investment in mutual fund during the period.
Provision for Income Tax	35	22	13	59.09%	Final taxes of interest income earned from fixed income investment.
Net Investment Income	P 342,362	P 192,334	P 150,028	-78.00%	

Below table is attributable to unit holders:

	31-Mar-23 Unaudited	31-Mar-22 Unaudited	Movement	Percentage (%)	MDAS
Investment Income (Loss)	P 29,678	P (19,238)	P 48,916	-254.27%	Increase mainly due to higher interest and dividend income but was partially offset by realized trading losses from disposal of investments during the period.
Investment Expenses	12,095	13,514	(1,419)	-10.50%	Lower commission expenses during the period. Dependent on the percentage of the amount of stock trading as sold and purchased for the period.
Operating Expenses	308,919	316,136	(7,217)	-2.28%	Decrease mainly in management and distribution fees brought by lower AUM during the period.
Net Unrealized Gains on Investments	706,546	532,415	174,131	32.71%	Net increase due to impact of favorable market prices of the investments during the period.
Provision for Income Tax	32,588	31,683	905	2.86%	Final taxes of interest income earned from fixed income investment.
Net Investment Income	P 382,622	P 151,844	P 230,778	151.98%	

Statement of Comprehensive Income for the Years ended – December 31, 2022 and December 30, 2021

Below table is attributable to shareholders:

	31-Dec-22	31-Dec-21	Movement	Percentage (%)	MDAS
	Audited	Audited			
Investment Income	P 111	P 882	P (771)	-87.41%	The decrease was due to lower interest income earned from time deposits during the period
Operating Expenses	500	-	500	100.00%	This pertains to bank charges incurred during the period
Net Unrealized Gains on Investments	633,306	499,565	133,741	26.77%	This pertains to unrealized gains from investment in mutual fund during the period.
Provision for Income Tax	22	176	(154)	-87.50%	Final taxes of interest income earned from fixed income investment.
Net Investment Income	P 632,895	P 500,271	P 132,624	-26.51%	

Below table is attributable to unit holders:

	31-Dec-22	31-Dec-21	Movement	Percentage (%)	MDAS
	Audited	Audited			
Investment Income (Loss)	P (57,639)	P 717,459	P (775,098)	-108.03%	Decrease mainly due to realized trading losses from disposal of investments during the period.
Investment Expenses	41,609	10,431	31,178	298.90%	Higher commission expenses during the period. Dependent on the percentage of the amount of stock trading as sold and purchased for the period.
Operating Expenses	1,233,398	1,357,496	(124,098)	-9.14%	Decrease mainly in directors' fees paid coupled with decrease management and distribution fees brought by lower AUM during the period.
Net Unrealized Losses on Investments	(3,463,518)	(383,068)	(3,080,450)	804.15%	Net decrease due to impact of unfavorable market prices of the investments during the period.
Provision for Income Tax	122,180	77,292	44,888	58.08%	Final taxes of interest income earned from fixed income investment.
Net Investment Loss	P (4,918,344)	P (1,110,828)	P (3,807,516)	342.76%	

Average daily net asset value attributable to shareholders from January to March 2023 and January to March 2022 are PHP 53,554,093 and PHP 52,570,658, respectively.

Average daily net asset value attributable to shareholders in 2022, 2021 and 2020 is PHP 52,895,608, PHP 52,084,987 and PHP 51,183,496, respectively.

Average daily net asset value attributable to unit holders from January to March 2023 and January to March 2022 is PHP 47,896,270.81 and PHP 50,249,651.64, respectively.

Average daily net asset value attributable to unit holders in 2022, 2021 and 2020 are P 46,932,543, PHP 46,843,695 and PHP 43,400,800, respectively.

The Company has no unusual nature of transactions or events that affect assets, liabilities, equity, net income or cash flows.

There were no commitments, guarantees and contingent liabilities that arise in the normal course of operations of the Fund which are not reflected in the accompanying audited financial statements. The management of the Company is of the opinion that there were no income or losses from these items that will have any material effect on its audited financial statements.

There were no known material events subsequent to the end of the annual reporting period that have not been reflected in the Company's audited financial statements as at the period ended December 31, 2022 and 2021. There were no significant elements of income or loss that did not arise from the Company's continuing operations.

There were no changes in estimates of amount reported in the current financial year or changes in estimates of amounts reported in prior financial years.

There were no seasonal aspects that had a material effect on the financial condition or results of operations of the Company.

Top 5 Key Performance Indicators

The performance of a fund is important to its investors. Oftentimes, it is used when making investment decisions. That is why Key Performance Indicators (KPI), a set of quantifiable measures, is necessary to gauge its performance in terms of meeting the Fund's investment objective while consistently following its investment policy. The following are the top 5 KPIs related to the Fund:

1. **Total Return.** The performance of a mutual fund is always expressed in terms of its total return, which is the sum of the change in a fund's net asset value (NAV), its dividends and its capital gains distributions over a given period of time, net of its expenses.
2. **Market Conditions.** A fund's true performance potential needs to be evaluated within the context of the market environment prevailing during the different periods used. It is most relevant to investors to measure the performance of a fund within a 10-year time frame as it will most likely cover a mix of market conditions that may be translated into a more reliable long-term indicator of the fund manager's investment management abilities.
3. **Benchmarks.** Benchmarking is one of the most important aspects of a mutual fund's total return performance. A fund's performance metrics only have meaning if they are compared to appropriate "guideposts," or benchmarks.

Given the Fund's objective to invest in a composition of equity securities and/or government and corporate debt securities, its performance is measured against 50% Philippine Stock Exchange Index (PSEi) + 48% Bloomberg Sovereign Bond Index, net of tax + 2% Philippines Peso TD Rate 1 Month to 3 Months, net of tax.

Total Return vs Benchmark		
	Benchmark: 50% PSEi + 48% Bloomberg Sovereign Bond Index, net of tax (adjusted by Sun Life) + 2% Philippines Peso TD Rate 1 Month to 3 Months, net of tax	Sun Life Prosperity Achiever Fund 2048, Inc.
5-Year Return		
3-Year Return	15.27%	14.72%
1-Year Return	-4.09%	-9.33%
YTD Return	-4.09%	0.80%

*As of March 31, 2023

The benchmark may be changed by the Fund's Board of Directors from time to time.

4. **Peer Comparisons.** Mutual funds are also compared to their peers, or peer groups, and relevant fund categories. For example, it is common for investment research materials to compare a multi-asset/asset allocation fund, like the Sun Life Prosperity Achiever Fund 2048, Inc., to funds similar in nature (peers or peer group). While this information is made available to the Fund's investors, the same may be found in the website of the PIFA - at www.pifa.com.ph.

Comparative Returns

	% of MF Industry	YTD	1-Year	3-Year	5-Year
First Metro Save and Learn Balanced Fund, Inc.	0.40%	0.28%	-6.64%	12.88%	-5.25%
Philam Fund, Inc.	0.77%	0.77%	-8.55%	8.20%	-8.28%
Sun Life Prosperity Balanced Fund, Inc.	2.72%	0.99%	-6.79%	11.40%	-11.64%
Sun Life Prosperity Dynamic Fund, Inc.	0.44%	1.58%	-5.51%	23.14%	-7.93%
Sun Life Prosperity Achiever Fund 2048, Inc.	0.02%	-4.09%	-9.33%	-	-

*As of March 31, 2023

5. **Asset Size.** Open-ended mutual funds grow their asset size in two ways:

- i. Increase in the value of the underlying assets as a result of the strong performance of equity securities and/or bonds in the fund's portfolio. When the underlying assets in a portfolio increase in value, the fund's asset size increases.
- ii. The inflow of investors' money. This is why a fund's asset size will continue to grow even if it has a negative return.

The increase in a fund's asset size signifies solid fund management skills which, combined with favorable market conditions backed by a strong economic outlook, illustrates how effectively a fund manager has performed and the extent to which value has been added through active management.

The second indicates investor confidence in the fund manager, the Fund, or both.

Most analysts check whether the performance of a mutual fund is attributable to personnel who have since left the fund. While there is no magic number when it comes to fund manager tenure, it should provide some investor comfort to know that with respect to the Fund, the Fund Manager and the Fund's top management have been with the Fund for at least five (5) years. Furthermore, SLOCPI having been in the business for decades combined with a record of consistent strong performance indicates a stability and resilience capable of withstanding the different stages of the business cycle.

3. **Changes in and Disagreements with Accountants on Accounting and Financial Disclosure.** There have been no changes in and/or any disagreement with accountants on any accounting and financial disclosures and/or on any matter of accounting principles or practices, financial statement disclosure, or auditing scope or procedure.

b. **Registrant's Common Equity and Related Stockholder Matters**

1. **Market Information.** Being an investment company that is not listed with the PSE and required to follow rules specific to mutual funds, shares are distributed through its principal distributor, SLAMCI.

The Fund is not listed in the PSE. It is registered as an open-end investment company and follows rules specific to mutual funds. The NAVPU, or the price at which investors may purchase or sell shares of this Fund is available daily, on any business day.

The following table shows the ranges of high and low prices (NAVPU) of the Company's common shares for 2023, 2022 and 2021:

	2023		2022		2021	
	HIGH	LOW	HIGH	LOW	HIGH	LOW
1 st Quarter	P0.8827	P0.8134	P0.9498	P0.8716	P0.9505	P0.8376
2 nd Quarter	-	-	P0.9097	P0.7795	P0.9032	P0.8136
3 rd Quarter	-	-	P0.8641	P0.7370	P0.9096	P0.8248
4 th Quarter	-	-	P0.8402	P0.7408	P0.9481	P0.8919

2. **Holders.** There are approximately 196 unit holders as of 31 March 2023.

c. **Dividends.** Each shareholder has a right to any dividends declared by the Board of Directors. Dividends must be declared out of surplus. Except for the condition prescribed for the declaration of stock dividends, there are no restrictions that limit the ability to pay dividends on common equity or that are likely to do so in the future. The Company has not declared cash dividends to date.

Each shareholder is entitled to vote on matters taken up in the annual shareholders' meeting. Shares held by a shareholder can be redeemed anytime at the shareholder's discretion. However, the shareholders do not enjoy pre-emptive rights.

There are no provisions in the charter or by-laws that would delay, defer or prevent a change in control of the registrant.

d. **Sale of Unregistered or Exempt Securities.** There has been no sale of unregistered or exempt securities nor has there been a recent issuance of securities constituting an exempt transaction.

e. **Top 20 Shareholders.** Please refer to Item 4 (d) (2) of SEC Form Definitive 20-IS.