

Scheduled Bills Payment

Quick Guide



Sun Life
Asset Management



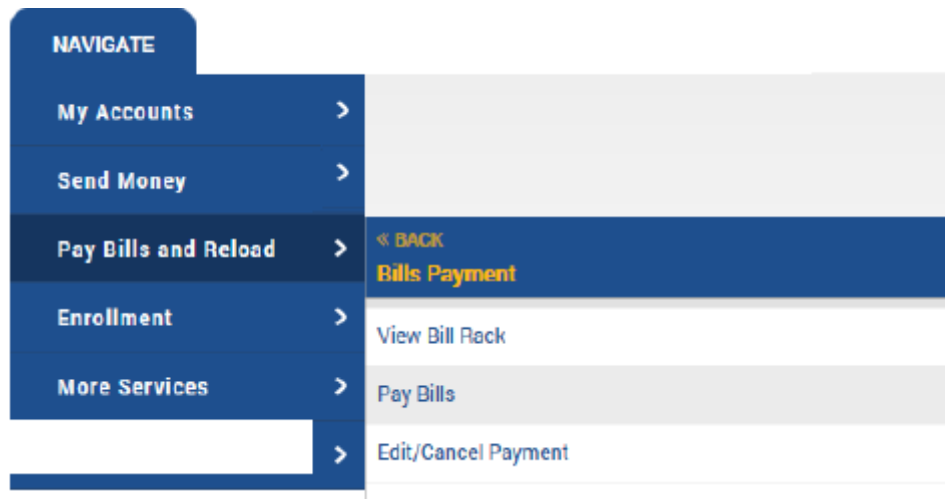
Content Outline

BDO

BPI

Metrobank

BDO Scheduled Bills Payment



Log in to your online banking account. Select **Pay Bills and Reload**, then click **Pay Bills**.

BDO Scheduled Bills Payment

Payment Details

Pay from

Pay this Company/Biller

Pay a Company/Biller that is not yet enrolled

Amount

Remarks

For clients who wish to pay their bills via Credit Card please click the link [CREDIT CARD PAYMENT](#)

Input payment details:

Pay from – select the account from which the payment will be debited

Pay this Company/Biller – select biller

Amount – indicate amount to be paid

BDO Scheduled Bills Payment

Payment Schedule

Immediately Later Date Regular Scheduled Date

Frequency

Choose One
Daily
Weekly
Monthly

Submit

For scheduled bills payment, select **Regular Scheduled Date** under Payment Schedule. Indicate the frequency, start date, and end date.

Click **Submit**.



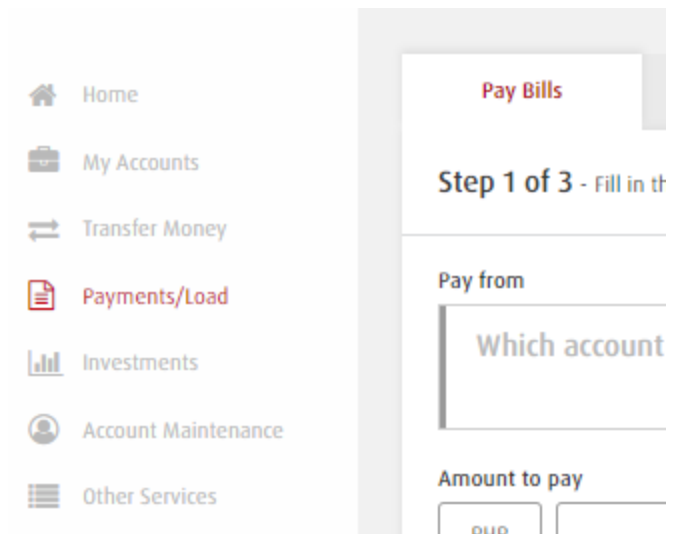
Content Outline

BDO

BPI

Metrobank

BPI Scheduled Bills Payment



Log in to your online banking account. Select **Payments/Load**, then click **Pay Bills**.

BPI Scheduled Bills Payment

Step 1 of 3 - Fill in the details

Pay from

Savings	Source Account	PHP	▼
		Available Balance	

Amount to pay

PHP	1,000.00	Amount
-----	----------	--------

Pay to

SLMCIX FE12345678CF01	×	Bill	📄
-------------------------	---	------	---

Input payment details:

Pay from – select the account from which the payment will be debited

Amount to pay – indicate amount to be paid

Pay to – select biller

BPI Scheduled Bills Payment

Frequency

- Now
- One Time
- Monthly
- Quarterly

Frequency

Start date

Number of payments

For scheduled bills payment, select Frequency. Indicate the frequency, start date, and number of payments.

Click **Next**.



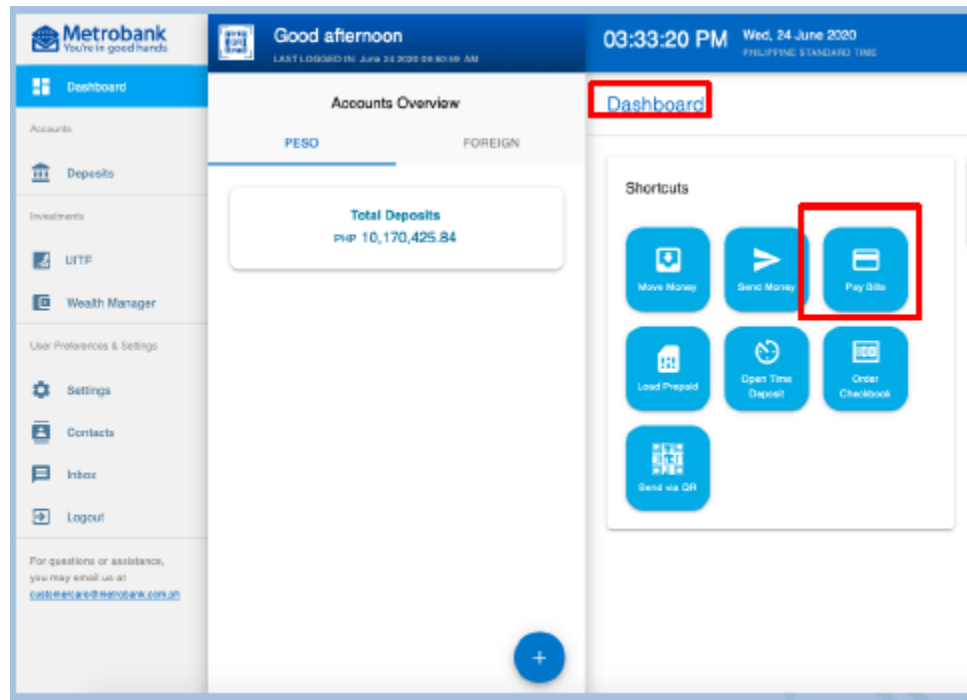
Content Outline

BDO

BPI

Metrobank

Metrobank Scheduled Bills Payment



Log in to your online banking account. Select Dashboard, then click **Pay Bills**.

Metrobank Scheduled Bills Payment

Pay Bills



Input payment details:

I am paying – indicate amount to be paid

For – select biller

Subscriber/ Account No – indicate sales load prefix + mutual fund account number

Using – select the account from which the payment will be debited

For scheduled bills payment, tick **Recurring**. Indicate the frequency, start date, and end date.

Click **Next**.

1 Enter Details — 2 Review and Confirm — 3 Done

I am paying

PHP

1,000.00

Amount

For

SLAMCI Index Fund

Biller



Subscriber/ Account No.

FE12345678CF01

Subscriber Number

Using

Checking 260

Source Account



NOW

LATER



Recurring

Connect with SLAMCI.

For transaction clarification, verification, and other account-related concerns, please get in touch with us through the following:

(02) 8-849-9888

sunlink@sunlife.com

www.sunlifefunds.com



Sun Life
Asset Management