

# COVER SHEET

for  
AUDITED FINANCIAL STATEMENTS

SEC Registration Number

C S 2 0 1 7 3 9 6 3 0

Company Name

S U N L I F E P R O S P E R I T Y A C H I E V E R  
F U N D 2 0 3 8 I N C .

Principal Office (No./Street/Barangay/City/Town)Province)

S U N L I F E C E N T R E 5 T H A V E . C O R .  
R I Z A L D R I V E , B O N I F A C I O G L O B A L  
C I T Y , T A G U I G C I T Y

Form Type

A A F S

Department requiring the report

C R M D

Secondary License Type, If Applicable

N/A

### COMPANY INFORMATION

Company's Email Address

[sunlife\\_sec\\_communications@sunlife.com](mailto:sunlife_sec_communications@sunlife.com)

Company's Telephone Number/s

8555-8888

Mobile Number

0999-991-7178

No. of Stockholders

6

Annual Meeting  
Month/Day

Every Fourth Wednesday of June

Fiscal Year  
Month/Day

12/31

### CONTACT PERSON INFORMATION

The designated contact person ***MUST*** be an Officer of the Corporation

Name of Contact Person

JEANEMAR S. TALAMAN

Email Address

[Jeanemar.Talaman@sunlife.com](mailto:Jeanemar.Talaman@sunlife.com)

Telephone Number/s

8555-8888

Mobile Number

N/A

Contact Person's Address

SUN LIFE CENTRE, 5TH AVE. COR. RIZAL DRIVE, BONIFACIO GLOBAL CITY, TAGUIG CITY

**Note 1:** In case of death, resignation or cessation of office of the officer designated as contact person, such incident shall be reported to the Commission within thirty (30) calendar days from the occurrence thereof with information and complete contact details of the new contact person designated

**2:** All Boxes must be properly and completely filled-up. Failure to do so shall cause the delay in updating the corporation's records with the Commission and/or non-receipt of Notice of Deficiencies. Further, non-receipt of Notice of Deficiencies shall not excuse the corporation from liability for its deficiencies.

## Almer M Doring

---

**From:** eafs@bir.gov.ph  
**Sent:** Saturday, April 13, 2024 3:08 PM  
**To:** PHIL-FIN.SLPAchiever2038  
**Cc:** Resurreccion M Bernardo  
**Subject:** Your BIR AFS eSubmission uploads were received

**CAUTION** This email originated from outside the organization. Please proceed only if you trust the sender.

---

Hi SUN LIFE PROSPERITY ACHIEVER FUND 2038, INC.,

### Valid files

- EAFS009942763ITRTY122023.pdf
- EAFS009942763AFSTY122023.pdf
- EAFS009942763RPTTY122023.pdf

### Invalid file

- <None>

Transaction Code: **AFS-0-N3Z43WXS02ZQWV3NMPVT2SSM3032VSWWMZ**

Submission Date/Time: **Apr 13, 2024 03:07 PM**

Company TIN: **009-942-763**

Please be reminded that you accepted the terms and conditions for the use of this portal and expressly agree, warrant and certify that:

- The submitted forms, documents and attachments are complete, truthful and correct based on the personal knowledge and the same are from authentic records;
- The submission is without prejudice to the right of the BIR to require additional document, if any, for completion and verification purposes;
- The hard copies of the documents submitted through this facility shall be submitted when required by the BIR in the event of audit/investigation and/or for any other legal purpose.

This is a system-generated e-mail. Please do not reply.

REPUBLIC OF THE PHILIPPINES  
DEPARTMENT OF FINANCE  
**BUREAU OF INTERNAL REVENUE**

## **FILING REFERENCE NO.**

<b>TIN</b>	: 009-942-763-000
<b>Name</b>	: SUN LIFE PROSPERITY ACHIEVER FUND 2038, INC.
<b>RDO</b>	: 044
<b>Form Type</b>	: 1702
<b>Reference No.</b>	: <b>462400059069143</b>
<b>Amount Payable (Over Remittance)</b>	: 0.00
<b>Accounting Type</b>	: C - Calendar
<b>For Tax Period</b>	: 12/31/2023
<b>Date Filed</b>	: 04/10/2024
<b>Tax Type</b>	: IT

[ [BIR Main](#) | [eFPS Login](#) | [User Menu](#) | [Help](#) ]



**STATEMENT OF MANAGEMENT'S RESPONSIBILITY  
FOR FINANCIAL STATEMENTS**

The Management of Sun Life Prosperity Achiever Fund 2038, Inc. (the "Company") is responsible for the preparation and fair presentation of the financial statements, including the schedules attached therein, as at December 31, 2023 and 2022, and for the years ended December 31, 2023, 2022 and 2021, in accordance with the Philippine Financial Reporting Standards and for such internal control as Management determines is necessary to enable the preparation of financial statements that are free from material misstatement, whether due to fraud or error.


In preparing the financial statements, Management is responsible for assessing the Company's ability to continue as a going concern, disclosing, as applicable matters related to going concern and using the going concern basis of accounting unless Management either intends to liquidate the Company or to cease operations, or has no realistic alternative but to do so.


Those charged with governance are responsible for overseeing the Company's financial reporting process.

Those charged with governance review and approve the financial statements including the schedules attached therein, and submits the same to the stockholders.

Navarro Amper & Co., the independent auditor appointed by the stockholders for the periods December 31, 2023 and 2022, has audited the financial statements of the Company in accordance with Philippine Standards on Auditing, and in its report to the stockholders has expressed its opinion on the fairness of presentation upon completion of such audit.

  
\_\_\_\_\_  
**Benedicto C. Sison**, Chairman of the Board

  
\_\_\_\_\_  
**Valerie N. Pama**, President

  
\_\_\_\_\_  
**Jeanemar S. Talaman**, Treasurer

Signed this 25th day of March 2024.



APR 01 2024


CITY OF MAKATI

Subscribed and sworn to me before this \_\_\_\_ day of \_\_\_\_\_ 2024 at \_\_\_\_\_, affiants exhibiting to me competent evidence of identity, as follows:

Name	Government Issued ID	Date/Place Issued
Benedicto C. Sison	[REDACTED]	[REDACTED]
Valerie N. Pama	[REDACTED]	[REDACTED]
Jeanemar S. Talaman	[REDACTED]	[REDACTED]

**WITNESS MY HAND AND SEAL** on the date and place above written:

Doc. No. 182  
Page No. 78  
Book No. XII  
Series of 2024.

  
**ATTY. GERVACIO B. ORTIZ JR.**  
 Notary Public City of Makati  
 Until December 31, 2024  
 IBP No. 05729- Lifetime Member  
 MCLE Compliance No. VII-0022734  
 valid until April 14, 2025  
 Appointment No. M-39 (2023-2024)  
 PTR No. 10073909 Jan. 2, 2024 / Makati  
 Makati City Roll No. 40091  
 101 Urban Ave. Campos Rueda Bldg.  
 Brgy. Pio Del Pilar, Makati City

## INDEPENDENT AUDITOR'S REPORT

To the Board of Directors and Shareholders  
SUN LIFE PROSPERITY ACHIEVER FUND 2038, INC.  
(An Open-end Investment Company)  
Sun Life Centre, 5<sup>th</sup> Avenue corner Rizal Drive  
Bonifacio Global City, Taguig City

### Report on the Audit of the Financial Statements

#### *Opinion*

We have audited the financial statements of Sun Life Prosperity Achiever Fund 2038, Inc. (the "Company"), which comprise the statements of financial position as at December 31, 2023 and 2022, and the statements of comprehensive income, statements of changes in equity and statements of cash flows for the years ended December 31, 2023, 2022 and 2021, and notes to the financial statements, including material accounting policy information.

In our opinion, the accompanying financial statements present fairly, in all material respects, the financial position of the Company as at December 31, 2023 and 2022, and its financial performance and its cash flows for the years ended December 31, 2023, 2022 and 2021, in accordance with Philippine Financial Reporting Standards ("PFRS").

#### *Basis for Opinion*

We conducted our audits in accordance with Philippine Standards on Auditing ("PSAs"). Our responsibilities under those standards are further described in the *Auditor's Responsibilities for the Audit of the Financial Statements* section of our report. We are independent of the Company in accordance with the Code of Ethics for Professional Accountants in the Philippines ("Code of Ethics") together with the ethical requirements that are relevant to our audits of the financial statements in the Philippines, and we have fulfilled our other ethical responsibilities in accordance with these requirements and the Code of Ethics. We believe that the audit evidence we have obtained is sufficient and appropriate to provide a basis for our opinion.

# Deloitte.

Deloitte refers to one or more of Deloitte Touche Tohmatsu Limited ("DTTL"), its global network of member firms, and their related entities (collectively, the "Deloitte organization"). DTTL (also referred to as "Deloitte Global") and each of its member firms and related entities are legally separate and independent entities, which cannot obligate or bind each other in respect of third parties. DTTL and each DTTL member firm and related entity is liable only for its own acts and omissions, and not those of each other. DTTL does not provide services to clients. Please see [www.deloitte.com/about](http://www.deloitte.com/about) to learn more.

#### About Deloitte Philippines

In the Philippines, services are provided by Navarro Amper & Co., a duly registered professional partnership.



### *Responsibilities of Management and Those Charged with Governance for the Financial Statements*

Management is responsible for the preparation and fair presentation of these financial statements in accordance with PFRS, and for such internal control as Management determines is necessary to enable the preparation of financial statements that are free from material misstatement, whether due to fraud or error.

In preparing the financial statements, Management is responsible for assessing the Company's ability to continue as a going concern, disclosing, as applicable, matters related to going concern and using the going concern basis of accounting unless Management either intends to liquidate the Company or to cease operations, or has no realistic alternative but to do so.

Those charged with governance are responsible for overseeing the Company's financial reporting process.

### *Auditor's Responsibilities for the Audit of the Financial Statements*

Our objectives are to obtain reasonable assurance about whether the financial statements as a whole are free from material misstatement, whether due to fraud or error, and to issue an auditor's report that includes our opinion. Reasonable assurance is a high level of assurance, but is not a guarantee that an audit conducted in accordance with PSAs will always detect a material misstatement when it exists. Misstatements can arise from fraud or error and are considered material if, individually or in the aggregate, they could reasonably be expected to influence the economic decisions of users taken on the basis of financial statements.

As part of an audit in accordance with PSAs, we exercise professional judgment and maintain professional skepticism throughout the audit. We also:

- Identify and assess the risks of material misstatement of the financial statements, whether due to fraud or error, design and perform audit procedures responsive to those risks, and obtain audit evidence that is sufficient and appropriate to provide a basis for our opinion. The risk of not detecting a material misstatement resulting from fraud is higher than for one resulting from error, as fraud may involve collusion, forgery, intentional omissions, misrepresentations, or the override of internal control.
- Obtain an understanding of internal control relevant to the audit in order to design audit procedures that are appropriate in the circumstances, but not for the purpose of expressing an opinion on the effectiveness of the Company's internal control.
- Evaluate the appropriateness of accounting policies used and the reasonableness of accounting estimates and related disclosures made by Management.
- Conclude on the appropriateness of Management's use of the going concern basis of accounting and, based on the audit evidence obtained, whether a material uncertainty exists related to events or conditions that may cast significant doubt on the Company's ability to continue as a going concern. If we conclude that a material uncertainty exists, we are required to draw attention in our auditor's report to the related disclosures in the financial statements or, if such disclosures are inadequate, to modify our opinion. Our conclusions are based on the audit evidence obtained up to the date of our auditor's report. However, future events or conditions may cause the Company to cease to continue as a going concern.
- Evaluate the overall presentation, structure and content of the financial statements, including the disclosures, and whether the financial statements represent the underlying transactions and events in a manner that achieves fair presentation.

We communicate with those charged with governance regarding, among other matters, the planned scope and timing of the audit and significant audit findings, including any significant deficiencies in internal control that we identify during our audits.



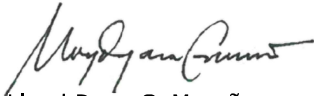
## Report on Other Legal and Regulatory Requirements

### *Report on the Supplementary Information Required by the Bureau of Internal Revenue*

Our audits were conducted for the purpose of forming an opinion on the basic financial statements taken as a whole. The supplementary information in Note 20 to the financial statements is presented for purposes of filing with the Bureau of Internal Revenue and is not a required part of the basic financial statements. Such supplementary information is the responsibility of Management and has been subjected to the auditing procedures applied in our audits of the basic financial statements. In our opinion, the supplementary information is fairly stated in all material respects in relation to the basic financial statements taken as a whole.

Navarro Amper & Co.  
BOA Registration No. 0004, valid from June 7, 2021 to September 22, 2024  
TIN 005299331

By:



Lloyd Ryan C. Moraño  
Partner

CPA License No. 0108235  
TIN 226-565-008

BIR A.N. 08-002552-090-2023, issued on March 10, 2023; effective until March 9, 2026  
PTR No. A-6110718, issued on January 18, 2024, Taguig City

Taguig City, Philippines  
April 8, 2024



**SUN LIFE PROSPERITY ACHIEVER FUND 2038, INC.**

(An Open-end Investment Company)

**STATEMENTS OF FINANCIAL POSITION**

	Notes	December 31, 2023		December 31, 2022	
		Shareholders	Unit holders	Shareholders	Unit holders
<b>ASSETS</b>					
Cash and cash equivalents	6	P 697,721	P 923,926	P 697,583	P 2,308,898
Financial assets at fair value through profit or loss	7	54,106,400	54,467,573	52,639,174	52,987,618
Accrued interest receivable	7	-	219,898	-	224,696
Dividends receivable	7	-	43,338	-	15,498
		<b>P54,804,121</b>	<b>P55,654,735</b>	P53,336,757	P55,536,710
<b>LIABILITIES AND EQUITY</b>					
<b>Current Liabilities</b>					
Accrued expenses and other payables	9	P -	P 199,513	P -	P 183,168
Due to brokers	8	-	-	-	408,257
Payable to fund manager	10	-	75,914	-	67,912
Total Current Liabilities		-	275,427	-	659,337
<b>Equity</b>					
Net assets attributable to shareholders		54,804,121	-	53,336,757	-
Net assets attributable to unit holders		-	55,379,308	-	54,877,373
Total Equity	11	54,804,121	55,379,308	53,336,757	54,877,373
		<b>P54,804,121</b>	<b>P55,654,735</b>	P53,336,757	P55,536,710
<b>Net Asset Value Per Share and Per Unit</b>	12	<b>P 1.0961</b>	<b>P 0.8471</b>	P 1.0667	P 0.8356

See Notes to Financial Statements.

**SUN LIFE PROSPERITY ACHIEVER FUND 2038, INC.**  
(An Open-end Investment Company)

**STATEMENTS OF COMPREHENSIVE INCOME**

	Notes	For the Years Ended December 31					
		2023		2022		2021	
		Shareholders	Unit holders	Shareholders	Unit holders	Shareholders	Unit holders
<b>Investment Income - net</b>							
Net realized losses from investments	7	P -	(P 766,645)	P -	(P 1,280,720)	P -	P (82,434)
Dividend income	7	-	1,239,836	-	1,016,796	-	715,910
Interest income	13	172	690,693	636	649,835	992	528,359
		172	1,163,884	636	385,911	992	1,161,835
<b>Investment Expenses</b>							
Commission		-	18,821	-	45,242	-	12,589
Transactions costs		-	745	-	1,690	-	513
		-	19,566	-	46,932	-	13,102
<b>Net Investment Income</b>		172	1,144,318	636	338,979	992	1,148,733
<b>Operating Expenses</b>							
Management and transfer fees	10	-	478,143	-	477,646	-	449,670
Distribution fees	10	-	385,600	-	385,198	-	362,637
Directors' fees	10	-	257,857	-	237,749	-	375,490
Professional fees		-	166,566	-	151,424	-	156,724
Taxes and licenses		-	70,507	-	59,167	-	55,500
Custodian fees		-	29,710	-	45,534	-	29,243
Printing and supplies		-	208	-	195	-	219
Miscellaneous fees		-	2,248	500	3,937	-	8,629
		-	1,390,839	500	1,360,850	-	1,438,112
<b>Profit (Loss) Before Net Unrealized (Losses) Gains on Investments</b>		172	(246,521)	136	(1,021,871)	992	(289,379)
<b>Net Unrealized Gains (Losses) on Investments</b>	7	1,467,226	1,204,088	888,989	(4,416,049)	747,380	(897,719)
<b>Profit (Loss) Before Tax</b>		1,467,398	957,567	889,125	(5,437,920)	748,372	(1,187,098)
<b>Income Tax Expense</b>	16	34	163,944	127	172,218	198	116,933
<b>Net Profit Attributable to Shareholders</b>		1,467,364	-	888,998	-	748,174	-
<b>Net Loss Attributable to Unit holders</b>		-	793,623	-	(5,610,138)	-	(1,304,031)
<b>Total Comprehensive Income (Loss) for the Period</b>		P1,467,364	P793,623	P888,998	(P5,610,138)	P748,174	P (1,304,031)
<b>Basic Earnings (Loss) Per Share and Per Unit</b>	14	P 0.029	P 0.012	P 0.018	(P 0.088)	P 0.015	(P 0.023)
<b>Diluted Earnings (Loss) Per Share and Per Unit</b>	14	P 0.029	P 0.012	P 0.018	(P 0.088)	P 0.015	(P 0.023)

See Notes to Financial Statements.

**SUN LIFE PROSPERITY ACHIEVER FUND 2038, INC.**

(An Open-end Investment Company)

**STATEMENTS OF CHANGES IN EQUITY****For the Years Ended December 31, 2023, 2022 and 2021**

<b>Shareholders</b>					
	Note	Share Capital	Additional Paid-in Capital	Retained Earnings	Total
Balance, January 1, 2021		P500,000	P49,500,000	P1,699,585	P51,699,585
Total comprehensive income for the period		-	-	748,174	748,174
Balance, December 31, 2021	11	500,000	49,500,000	2,447,759	52,447,759
Total comprehensive income for the period		-	-	888,998	888,998
Balance, December 31, 2022	11	500,000	49,500,000	3,336,757	53,336,757
Total comprehensive income for the period		-	-	1,467,364	1,467,364
<b>Balance, December 31, 2023</b>	<b>11</b>	<b>P500,000</b>	<b>P49,500,000</b>	<b>P4,804,121</b>	<b>P54,804,121</b>

*See Notes to Financial Statements.***For the Years Ended December 31, 2023, 2022 and 2021**

<b>Unit holders</b>					
	Note	Principal Capital	Deficit	Total	
Balance, January 1, 2021		P 54,789,590	P (2,486,879)	P	52,302,711
Transactions with unit holders:					
Contributions	11	4,898,330	-		4,898,330
Withdrawals	11	(566,785)	-		(566,785)
Total comprehensive loss for the period		-	(1,304,031)		(1,304,031)
Balance, December 31, 2021		59,121,135	(3,790,910)		55,330,225
Transactions with unit holders:					
Contributions	11	6,177,760	-		6,177,760
Withdrawals	11	(1,020,474)	-		(1,020,474)
Total comprehensive loss for the period		-	(5,610,138)		(5,610,138)
Balance, December 31, 2022		64,278,421	(9,401,048)		54,877,373
Transactions with unit holders:					
Contributions	11	2,195,032	-		2,195,032
Withdrawals	11	(2,486,720)	-		(2,486,720)
Total comprehensive income for the period		-	793,623		793,623
<b>Balance, December 31, 2023</b>		<b>P63,986,733</b>	<b>(P8,607,425)</b>		<b>P55,379,308</b>

*See Notes to Financial Statements.*

**SUN LIFE PROSPERITY ACHIEVER FUND 2038, INC.**  
(An Open-end Investment Company)

**STATEMENTS OF CASH FLOWS**

	Notes	For the Years Ended December 31					
		2023		2022		2021	
		Shareholders	Unit holders	Shareholders	Unit holders	Shareholders	Unit holders
<b>Cash Flows from Operating Activities</b>							
Profit (loss) before tax		<b>P1,467,398</b>	<b>P 957,567</b>	P 889,125	(P 5,437,920)	P748,372	(1,187,098.00)
Dividend income	7	-	<b>(1,239,836)</b>	-	(1,016,796)	-	(715,910)
Net unrealized losses (gains) on investments	7	<b>(1,467,226)</b>	<b>(1,204,088)</b>	(888,989)	4,416,049	(747,380.00)	897,719.00
Net realized losses on investments	7	-	<b>766,645</b>	-	1,280,720	-	82,434.00
Interest income	13	<b>(172)</b>	<b>(690,693)</b>	(636)	(649,835)	(992)	(528,359.00)
Operating cash flows before working capital changes		-	<b>(1,410,405)</b>	(500)	(1,407,782)	-	(1,451,214)
Increase (decrease) in:							
Accrued expenses and other payables		-	<b>16,345</b>	-	79,219	-	(37,565)
Payable to fund manager	10	-	<b>8,002</b>	-	(114)	-	5,536
Cash used in operations		-	<b>(1,386,058)</b>	(500)	(1,328,677)	-	(1,483,243)
Acquisitions of financial assets at fair value							
through profit or loss	7	-	<b>(6,560,809)</b>	-	(11,508,301)	-	(6,784,131)
Proceeds from disposal of financial assets at fair value							
through profit or loss	7	-	<b>5,110,040</b>	-	7,042,833	-	2,825,657
Dividend received		-	<b>1,211,996</b>	-	1,016,808	-	719,470
Interest received	13	<b>172</b>	<b>695,491</b>	636	629,913	992	497,855
Income taxes paid		<b>(34)</b>	<b>(163,944)</b>	(127)	(172,218)	(198)	(116,933)
Net cash generated from (used in) operating activities		<b>138</b>	<b>(1,093,284)</b>	9	(4,319,642)	794	(4,341,325)
<b>Cash Flows from Financing Activities</b>							
Withdrawals of unit holders	11	-	<b>(2,486,720)</b>	-	(1,020,474)	-	(566,785)
Contributions from unit holders	11	-	<b>2,195,032</b>	-	6,177,760	-	4,898,330
Net cash generated from financing activities		-	<b>(291,688)</b>	-	5,157,286	-	4,331,545
Net increase (decrease) in cash and cash equivalents		<b>138</b>	<b>(1,384,972)</b>	9	837,644	794	(9,780)
Cash and cash equivalents, Beginning		<b>697,583</b>	<b>2,308,898</b>	697,574	1,471,254	696,780	1,481,034
<b>Cash and cash equivalents, End</b>		<b>P 697,721</b>	<b>P923,926</b>	P 697,583	P 2,308,898	P697,574	1,471,254

See Notes to Financial Statements.

## **SUN LIFE PROSPERITY ACHIEVER FUND 2038, INC.**

(An Open-end Investment Company)

### **NOTES TO FINANCIAL STATEMENTS**

**AS AT DECEMBER 31, 2023 AND 2022 AND FOR THE YEARS ENDED DECEMBER 31, 2023, 2022 AND 2021**

#### **1. CORPORATE INFORMATION**

Sun Life Prosperity Achiever Fund 2038, Inc. (the "Company") was incorporated and registered with the Philippine Securities and Exchange Commission (SEC) on January 10, 2018. The Company is a registered open-end investment company under the Investment Company Act (Republic Act "R.A." No. 2629) and the Securities Regulation Code (R.A. No. 8799), formerly known as the Revised Securities Act (B.P. No. 178). It is a multi-asset/asset allocation fund which aims to maximize the returns of investors based on a pre-determined target date (Year 2038) that aligns properly with the investment horizon of its investors. Due to a relatively longer time horizon, the Company will be weighted heavily on equity securities and other high-yielding instruments, with an underweight position in fixed income securities to generate higher returns for investors. As the Company draws closer to its pre-determined target date, allocation to equity securities and other high-yielding instruments is gradually shifted to fixed income securities, to reduce the overall risk and volatility.

The Company appointed Sun Life Asset Management Company, Inc. (SLAMCI), an investment management company incorporated in the Philippines and a wholly owned subsidiary of Sun Life of Canada (Philippines), Inc. (SLOCPI), as its fund manager, adviser, administrator, distributor and transfer agent and provider of management, distribution and all required operational services, as disclosed in Note 10.

As at December 31, 2023 and 2022, SLAMCI owns 99.99% of the Company's share capital attributable to shareholders. The Company's registered office address and principal place of business is at the 2<sup>nd</sup> Floor, Sun Life Centre, 5<sup>th</sup> Avenue corner Rizal Drive, Bonifacio Global City, Taguig City.

#### **2. FINANCIAL REPORTING FRAMEWORK AND BASIS OF PREPARATION AND PRESENTATION**

##### **Statement of Compliance**

The financial statements of the Company have been prepared in accordance with Philippine Financial Reporting Standards (PFRS), which include all applicable PFRS, Philippine Accounting Standards (PAS) and interpretations issued by the International Financial Reporting Interpretations Committee (IFRIC), Philippine Interpretations Committee (PIC) and Standing Interpretations Committee (SIC) as approved by the Financial and Sustainability Reporting Standards Council (FSRSC) and the Board of Accountancy (BOA), and adopted by the SEC.

##### **Basis of Preparation and Presentation**

The financial statements of the Company have been prepared on the historical cost basis, except for certain financial assets measured at fair value.

Historical cost is generally based on the fair value of the consideration given in exchange for goods and services.

##### **Functional and Presentation Currency**

These financial statements are presented in Philippine Peso, the currency of the primary economic environment in which the Company operates. All amounts are recorded to the nearest peso, except when otherwise indicated.

### **3. ADOPTION OF NEW AND REVISED ACCOUNTING STANDARDS**

#### **Adoption of New and Revised Accounting Standards Effective as at Reporting Period Ended December 31, 2023**

The Company adopted all accounting standards and interpretations as at December 31, 2023. The new and revised accounting standards and interpretations that have been published by the International Accounting Standards Board (IASB) and approved by the FSRSC in the Philippines, were assessed to be applicable to the Company's financial statements, are as follows:

##### **Amendments to PAS 1 Presentation of Financial Statements and PFRS Practice Statement 2 Making Materiality Judgements, Disclosure Initiative – Accounting Policies**

The Company has adopted the amendments to PAS 1 for the first time in the current year. The amendments change the requirements in PAS 1 with regard to disclosure of accounting policies. The amendments replace all instances of the term 'significant accounting policies' with 'material accounting policy information'. Accounting policy information is material if, when considered together with other information included in an entity's financial statements, it can reasonably be expected to influence decisions that the primary users of general-purpose financial statements make on the basis of those financial statements.

The supporting paragraphs in PAS 1 are also amended to clarify that accounting policy information that relates to immaterial transactions, other events or conditions is immaterial and need not be disclosed. Accounting policy information may be material because of the nature of the related transactions, other events or conditions, even if the amounts are immaterial. However, not all accounting policy information relating to material transactions, other events or conditions is itself material.

The FSRSC has also developed guidance and examples to explain and demonstrate the application of the 'four-step materiality process' described in PFRS Practice Statement 2.

The Company has adopted the amendments by disclosing 'material accounting policy information' instead of 'significant accounting policy' and removing the accounting policies not considered as material.

##### **Amendments to PAS 12 Income Taxes— International Tax Reform—Pillar Two Model Rules**

The Company has adopted the amendments to PAS 12 for the first time in the current year. The FSRSC amends the scope of PAS 12 to clarify that the Standard applies to income taxes arising from tax law enacted or substantively enacted to implement the Pillar Two model rules published by the OECD, including tax law that implements qualified domestic minimum top-up taxes described in those rules.

The amendments introduce a temporary exception to the accounting requirements for deferred taxes in PAS 12, so that an entity would neither recognise nor disclose information about deferred tax assets and liabilities related to Pillar Two income taxes.

Following the amendments, the Company is required to disclose that it has applied the exception and to disclose separately its current tax expense (income) related to Pillar Two income taxes.

The amendments did not have a material impact to the financial statements of the Company as the Pillar Two legislation has not been enacted or substantially enacted in the jurisdiction where the Company operates.

## **New Accounting Standards Effective after the Reporting Period Ended December 31, 2023**

At the date of authorization of these financial statements, the company has not applied the following PFRS pronouncements that have been issued but are not yet effective:

Effective for annual periods beginning on or after January 1, 2024

- Amendments to PAS 1 Presentation of Financial Statements—Classification of Liabilities as Current or Non-current
- Amendments to PAS 1 Presentation of Financial Statements—Non-current Liabilities with Covenants
- Amendments to PAS 7 Statement of Cash Flows and PFRS 7 Financial Instruments: Disclosures—Supplier Finance Arrangements
- Amendments to PFRS 16 Leases—Lease Liability in a Sale and Leaseback Effective for annual periods beginning on or after January 1, 2025
- Amendments to PAS 21 The Effects of Changes in Foreign Exchange Rates—Lack of Exchangeability
- PFRS 17 Insurance Contracts (including the June 2020 and December 2021 Amendments to PFRS 17). Effective date is deferred indefinitely.
- Amendments to PFRS 10 Consolidated Financial Statements and PAS 28 Investments in Associates and Joint Ventures—Sale or Contribution of Assets between an Investor and its Associate or Joint Venture

Effective for annual periods beginning on or after January 1, 2025

- Amendments to PAS 21 The Effects of Changes in Foreign Exchange Rates—Lack of Exchangeability
- PFRS 17 Insurance Contracts (including the June 2020 and December 2021 Amendments to PFRS 17)

Effective date is deferred indefinitely

- Amendments to PFRS 10 Consolidated Financial Statements and PAS 28 Investments in Associates and Joint Ventures—Sale or Contribution of Assets between an Investor and its Associate or Joint Venture

Management anticipates that the adoption of the new or revised PFRSs in future periods will not have a material impact on the financial statements in the period of their initial adoption.

## **4. MATERIAL ACCOUNTING POLICY INFORMATION**

### **Financial assets**

#### **Initial recognition and measurement**

Financial assets and financial liabilities are recognized when the entity becomes a party to the contractual provisions of the instrument. Regular way purchases and sales of financial assets are recognized on trade-date, the date on which the Company commits to purchase or sell the asset.

At initial recognition, the Company measures a financial asset or financial liability at its fair value plus or minus, in the case of a financial asset or financial liability not at fair value through profit or loss (FVTPL), transaction costs that are incremental and directly attributable to the acquisition or issue of the financial asset or financial liability. Transaction costs of financial assets and financial liabilities carried at FVTPL are expensed in profit or loss.

#### **Classification and Subsequent Measurement**

The Company classifies its financial assets in the following measurement categories:

- FVTPL;
- Amortized cost

Classification of financial assets will be driven by the entity's business model for managing the financial assets and the contractual cash flows of the financial assets.

A financial asset is to be measured at amortized cost if: a) the objective of the business model is to hold the financial asset for the collection of the contractual cash flows, and b) the contractual cash flows under the instrument represent solely payment of principal and interest (SPPI).

All other debt and equity instruments must be recognized at fair value.

All fair value movements on financial assets are taken through the statement of comprehensive income, except for equity investments that are not held for trading, which may be recorded in the statements of comprehensive income or in reserves (without subsequent recycling to profit or loss).

#### Debt instruments

Subsequent measurement of debt instruments depends on the Company's business model for managing the asset and the cash flow characteristics of the asset. There are two measurement categories into which the Company classifies its debt instruments:

- Amortized cost. Assets that are held for collection of contractual cash flows where those cash flows represent SPPI are measured at amortized cost. A gain or loss on a debt investment that is subsequently measured at amortized cost and is not part of a hedging relationship is recognized in profit or loss when the asset is derecognized or impaired. Interest income from these financial assets is included in finance income using the effective interest rate method.
- FVTPL. Assets that do not meet the criteria for amortized cost are measured at FVTPL. A gain or loss on a debt investment that is subsequently measured at FVTPL and is not part of a hedging relationship is recognized in profit or loss and presented net in the statement of comprehensive income within other gains/(losses) in period in which it arises. Interest income from these financial assets is included in finance income.

#### *Amortized cost and effective interest method*

The effective interest method is a method of calculating the amortized cost of a financial asset and of allocating interest income over the relevant period.

For financial instruments, the effective interest rate is the rate that exactly discounts estimated future cash receipts (including all fees and points paid or received that form an integral part of the effective interest rate, transaction costs and other premiums or discounts) excluding expected credit losses (ECL), through the expected life of the debt instrument, or, where appropriate, a shorter period, to the gross carrying amount of the debt instrument on initial recognition.

Interest income is recognized using the effective interest method for debt instruments measured subsequently at amortized cost. For financial instruments other than POCI financial assets, interest income is calculated by applying the effective interest rate to the gross carrying amount of a financial asset, except for financial assets that have subsequently become credit-impaired.

#### Equity instruments

Equity instruments are instruments that meet the definition of equity from the issuer's perspective, that is, instruments that do not contain a contractual obligation to pay and that evidence a residual interest in the issuer's net assets.

The Company subsequently measures all equity investments at FVTPL, except where the Company's Management has elected, at initial recognition, to irrevocably designate an equity instrument at FVTOCI. The Company's policy is to designate equity investments as FVTOCI when those investments are held for the purposes other than to generate investment returns. When the election is used, fair value gains and losses are recognized in other comprehensive income (OCI) and are not subsequently reclassified to profit or loss, including disposal. Impairment losses (and reversal of impairment losses) are not reported separately from other changes in fair value. Dividends, when representing a return on such investments, continue to be recognized in profit or loss as other income when the Company's right to receive payment is established.

Changes in the fair value of financial assets at FVTPL are recognized in net realized gains (losses) on investments in the statements of profit or loss as applicable.

#### *Impairment of financial assets*

The Company recognizes an allowance for expected credit losses (ECLs) for all debt instruments not held at fair value through profit or loss. ECLs are based on the difference between the contractual cash flows due in accordance with the contract and all the cash flows that the Company expects to receive, discounted at an approximation of the original effective interest rate. The expected cash flows will include cash flows from the sale of collateral held or other credit enhancements that are integral to the contractual terms.

ECLs are recognized in two stages. For credit exposures for which there has not been a significant increase in credit risk since initial recognition, ECLs are provided for credit losses that result from default events that are possible within the next 12-months (a 12-month ECL). For those credit exposures for which there has been a significant increase in credit risk since initial recognition, a loss allowance is required for credit losses expected over the remaining life of the exposure, irrespective of the timing of the default (a lifetime ECL).

The Company considers a financial asset in default when contractual payments are 90 days past due. However, in certain cases, the Company may also consider a financial asset to be in default when internal or external information indicates that the Company is unlikely to receive the outstanding contractual amounts in full before considering any credit enhancements held by the Company. A financial asset is written off when there is no reasonable expectation of recovering the contractual cash flows.

#### *Derecognition*

The Company derecognizes a financial asset only when the contractual rights to the asset's cash flows expire or when the financial asset and substantially all the risks and rewards of ownership of the asset are transferred to another entity. If the Company neither transfers nor retains substantially all the risks and rewards of ownership and continues to control the transferred asset, the Company recognizes its retained interest in the asset and an associated liability for amounts it may have to pay. If the Company retains substantially all the risks and rewards of ownership of a transferred financial asset, the Company continues to recognize the financial asset and also recognizes a collateralized borrowing for the proceeds received.

On derecognition of a financial asset in its entirety, the difference between the asset's carrying amount and the sum of the consideration received and receivable and the cumulative gain/loss that had been recognized in OCI and accumulated in equity is recognized in profit or loss, with the exception of equity investment designated as measured at FVTOCI, where the cumulative gain/loss previously recognized in OCI is not subsequently reclassified to profit or loss, but is transferred to retained earnings.

## **Financial Liabilities and Equity Instruments**

### Financial liabilities

All financial liabilities are measured subsequently at amortized cost using the effective interest method or at FVTPL. Financial liabilities are classified as either financial liabilities 'at FVTPL' or 'other financial liabilities'.

#### *Financial liabilities measured subsequently at amortized cost*

Financial liabilities that are not (i) contingent consideration of an acquirer in a business combination, (ii) held-for-trading, or (iii) designated as at FVTPL, are measured subsequently at amortized cost using the effective interest method.

The effective interest method is a method of calculating the amortized cost of a financial liability and of allocating interest expense over the relevant period. The effective interest rate is the rate that exactly discounts estimated future cash payments (including all fees and points paid or received that form an integral part of the effective interest rate, transaction costs and other premiums or discounts) through the expected life of the financial liability, or (where appropriate) a shorter period, to the amortized cost of a financial liability.

The Company's financial liabilities classified under this category include accrued expenses and other payables, due to broker and payable to fund manager.

#### *Derecognition of financial liabilities*

The Company derecognizes financial liabilities when, and only when, the Company's obligations are discharged, cancelled or have expired. The difference between the carrying amount of the financial liability derecognized and the consideration paid and payable is recognized in profit or loss.

### Equity instruments

Equity instruments issued by the Company are recognized at the proceeds received, net of direct issue costs.

#### *Share capital*

Share capital consisting of ordinary shares is classified as equity. Incremental costs directly attributable to the issue of new shares or options are shown in equity as a deduction from the proceeds, net of tax. Any excess of proceeds from issuance of shares over its par value is recognized as additional paid-in capital.

#### *Retained earnings (deficit)*

Retained earnings (deficit) represent accumulated profit (loss) attributable to equity holders of the Company after deducting dividends declared. Retained earnings (deficit) may also include effect of changes in accounting policy as may be required by the standard's transitional provisions.

#### *Units of participation*

Represents an undivided interest in the pool of investments assets earmarked for this type of security issued by the Company.

## **Revenue Recognition**

Revenue is measured based on the consideration to which the Company expects to be entitled in a contract with a customer and excludes amounts collected on behalf of third parties. The Company recognizes revenue when it transfers control of a product or service to a customer.

### Dividend income

Dividend income from investments is recognized when the shareholders' rights to receive payments have been established, usually at ex-dividend rate, provided that it is probable that the economic benefits will flow to the Company and the amount of income can be measured reliably.

### Interest income

Interest income from a financial asset is recognized when it is probable that the economic benefits will flow to the Company and the amount of income can be measured reliably. Interest income is accrued on a time proportion basis, by reference to the principal outstanding and at the effective interest rate applicable, which is the rate that exactly discounts estimated future cash receipts through the expected life of the financial asset to that asset's net carrying amount.

### Realized gains or losses

Gains or losses arising on the disposal of investments are determined as the difference between the sales proceeds and the carrying amount of the investments and is recognized in profit or loss.

### Fair value gains or losses

Gains or losses arising from changes in fair values of investments are disclosed under the policy on financial assets.

## **Expense Recognition**

Expenses are recognized in profit or loss when incurred.

Expenses in the statements of comprehensive income are presented using the function of expense method. Investment expenses are transaction costs incurred in the purchase and sale of investments which include commission and clearing fees. Operating expenses are costs attributable to administrative and other business expenses of the Company including management fees and custodianship fees.

## **Fair Value**

In estimating the fair value of an asset or a liability, the Company takes into account the characteristics of the asset or liability if market participants would take those characteristics into account when pricing the asset or liability at the measurement date. Fair value for measurement and/or disclosure purposes in these financial statements is determined on such basis.

In addition, for financial reporting purposes, fair value measurements are categorized into Levels 1, 2 or 3 based on the degree to which the inputs to the fair value measurements are observable and the significance of the inputs to the fair value measurement in its entirety, which are described as follows:

- Level 1 inputs are quoted prices (unadjusted) in active markets for identical assets or liabilities that the entity can access at the measurement date;
- Level 2 inputs are inputs, other than quoted prices included within Level 1, that are observable for the asset or liability, either directly or indirectly; and
- Level 3 inputs are unobservable inputs for the asset or liability.

## **Related Party Transactions**

Parties are considered related if one party has control, joint control, or significant influence over the other party in making financial and operating decisions.

An entity that is a post-employment benefit plan for the employees of the Company and the key management personnel of the Company are also considered to be related parties.

## **Taxation**

Income tax expense represents the sum of the current tax, final tax and deferred tax expense.

### Current tax

The current tax expense is based on taxable profit for the year. Taxable profit differs from net profit as reported in the statements of comprehensive income because it excludes items of income or expense that are taxable or deductible in other years and it further excludes items that are never taxable or deductible. The Company's current tax expense is calculated using 25% regular corporate income tax (RCIT) rate or 1% minimum corporate income tax (MCIT) rate in July 1, 2020 to June 30, 2023 and 25% RCIT rate or 2% MCIT rate, whichever is higher, effective July 1, 2023, respectively.

### Final tax

Final tax expense represents final taxes withheld on interest income from cash in banks, cash equivalents and fixed-income securities and final taxes withheld on proceeds from sale of listed equity securities.

### Deferred tax

Deferred tax is recognized on temporary differences between the carrying amounts of assets and liabilities in the financial statements and the corresponding tax bases used in the computation of taxable profit. Deferred tax liabilities are generally recognized for all taxable temporary differences. Deferred tax assets are generally recognized for all deductible temporary differences to the extent that it is probable that taxable profits will be available against which those deductible temporary differences can be utilized. Such deferred tax assets and liabilities are not recognized if the temporary difference arises from the initial recognition (other than in a business combination) of assets and liabilities in a transaction that affects neither the taxable profit nor the accounting profit.

The carrying amount of deferred tax assets is reviewed at the end of each reporting period and reduced to the extent that it is no longer probable that sufficient taxable profits will be available to allow all or part of the asset to be recovered.

Deferred tax assets and liabilities are offset when there is a legally enforceable right to offset current tax assets against current tax liabilities and these relate to income taxes levied by the same taxation authority and the Company intends to settle its current tax assets and liabilities on a net basis.

### Current and deferred taxes for the year

Current and deferred taxes are recognized in profit or loss, except when they relate to items that are recognized in OCI or directly in equity, in which case, the current and deferred taxes are also recognized in OCI or directly in equity, respectively.

## **Earnings (Loss) per Share/Unit**

The Company computes its basic earnings (loss) per share/unit by dividing profit or loss for the year attributable to ordinary equity holders of the Company by the weighted average number of ordinary shares/units outstanding during the period.

For the purpose of calculating diluted earnings (loss) per share/unit, profit or loss for the year attributable to ordinary equity holders of the Company and the weighted average number of shares/units outstanding are adjusted for the effects of deposits for future stock subscriptions which are dilutive potential ordinary shares/units.

## **Net Asset Value per Share / Unit**

The Company computes its NAVPS/U by dividing the total net asset value as at the end of the reporting period by the number of issued and outstanding shares and shares to be issued on deposits for future stock subscriptions or the number of issued and outstanding units.

## 5. CRITICAL ACCOUNTING JUDGMENTS AND KEY SOURCES OF ESTIMATION UNCERTAINTY

In the application of the Company's accounting policies, Management is required to make judgments, estimates and assumptions about the carrying amounts of assets and liabilities that are not readily apparent from other sources. The estimates and associated assumptions are based on the historical experience and other factors that are considered to be relevant. Actual results may differ from these estimates.

The estimates and underlying assumptions are reviewed on an ongoing basis. Revisions to accounting estimates are recognized in the period in which the estimate is revised if the revision affects only that period, or in the period of the revision and future periods if the revision affects both current and future periods.

### Critical Judgments in Applying Accounting Policies

The following are the critical judgments, apart from those involving estimations, that Management has made in the process of applying the Company's accounting policies that have the most significant effect on the amounts recognized in the financial statements.

#### Business model assessment

Classification and measurement of financial assets depend on the results of the SPPI and the business model test. The Company determines the business model at a level that reflects how groups of financial assets are managed together to achieve a particular business objective. This assessment includes judgment reflecting all relevant evidence including how the performance of the assets is evaluated and their performance measured, the risks that affect the performance of the assets and how these are managed and how the managers of the assets are compensated. The Company monitors financial assets measured at amortized cost that are derecognized prior to their maturity to understand the reason for their disposal and whether the reasons are consistent with the objective of the business for which the asset was held. Monitoring is part of the Company's continuous assessment of whether the business model for which the remaining financial assets are held continues to be appropriate and if it is not appropriate whether there has been a change in business model and so a prospective change to the classification of those assets.

As at December 31, 2023 and 2022, the Company's financial assets measured at FVTPL attributable to shareholders amounted to P54,106,400, and P52,639,174, respectively, and attributable to unit holders amounted to P54,467,573 and P52,987,618, respectively, as disclosed in Note 7.

Financial assets at amortized cost attributable to shareholders amounted to P697,721 and P697,583, respectively, and attributable to unit holders amounted to P1,187,162 and P2,549,092 as at December 31, 2023 and 2022, respectively, composed of cash in banks, accrued interest receivables and dividend receivables, disclosed in Note 6 and 7, respectively.

#### Puttable shares designated as equity instruments

The Company's share capital met the specified criteria to be presented as equity. The Company designated its redeemable share capital as equity instruments since the Company's share capital met the criteria specified in PAS 32, Financial Instruments: Presentation, to be presented as equity.

A puttable financial instrument includes a contractual obligation for the issuer to repurchase or redeem that instrument for cash or another financial asset on exercise of the put. As an exception to the definition of a financial liability, an instrument that includes such an obligation is classified as an equity instrument if it has met all the following features:

- a. it entitles the holder to a pro rata share of the entity's net assets in the event of the entity's liquidation. The entity's net assets are those assets that remain after deducting all other claims on its assets;
- b. it is in the class of instruments that is subordinate to all other classes of instruments;

- c. all financial instruments in the class of instruments that is subordinate to all other classes of instruments have identical features;
- d. apart from the contractual obligation for the issuer to repurchase or redeem the instrument for cash or another financial asset, the instrument does not include any contractual obligation to deliver cash or another financial asset to another entity, or to exchange financial assets or financial liabilities with another entity under conditions that are potentially unfavorable to the entity, and it is not a contract that will or may be settled in the entity's own equity instruments; and
- e. the total expected cash flows attributable to the instrument over the life of the instrument are based substantially on the profit or loss, the change in the recognized net assets or the change in the fair value of the recognized and unrecognized net assets of the entity over the life of the instrument (excluding any effects of the instrument).

As at December 31, 2023 and 2022, the recognized amount of share capital attributable to shareholders representing puttable share in the statements of financial position amounted to P500,000, while the amount of contributions attributable to unit holders in the statements of financial position amounted to P63,986,733 and P64,278,421, respectively, as disclosed in Note 11.

### **Key Sources of Estimation Uncertainty**

The following are the Company's key assumptions concerning the future and other key sources of estimation uncertainty at the end of each reporting period that have a significant risk of causing a material adjustment to the carrying amounts of assets and liabilities within the next financial period.

#### Deferred tax assets

The Company reviews the carrying amount at the end of each reporting period and reduces deferred tax assets to the extent that it is no longer probable that sufficient taxable profit will be available to allow all or part of the deferred tax assets to be utilized. However, there is no assurance that the Company will generate sufficient taxable profit that will allow all or part of its deferred tax asset to be utilized.

Based on Management's expectation of the Company's future taxable income, the Company did not recognize deferred tax assets as at December 31, 2023 and 2022, as disclosed in Note 16.

## **6. CASH AND CASH EQUIVALENTS**

This account consists of:

	<b>2023</b>	2022
<b>Attributable to shareholders:</b>		
Cash in banks	<b>P 697,721</b>	P 697,583
<b>Attributable to unit holders:</b>		
Cash in banks	<b>P 923,926</b>	P 781,324
Cash equivalents	<b>-</b>	1,527,574
	<b>P 923,926</b>	P2,308,898

Cash in banks attributable to shareholders earned interest amounting to P172, P636 and P992 in 2023, 2022 and 2021, respectively, at an average rate of 0.11%, 0.07% and 0.14%, respectively, as disclosed in Note 13.

Cash in banks attributable to unit holders earned interest amounting to P1,452, P3,899 and P2,194 at an average rate of 0.11%, 0.07% and 0.15% in 2023, 2022 and 2021, respectively, as disclosed in Note 13.

Cash equivalents are short-term, highly liquid investments that are readily convertible to known amounts of cash and which are subject to an insignificant risk of changes in value. The Company classifies an investment as cash equivalent if that investment has a maturity of three months or less from the date of acquisition.

Cash equivalents attributable to unit holders earned interest amounting to P45,647, P14,441 and nil at average rate of 5.98%, 1.89% and nil in 2023, 2022 and 2021, respectively, as disclosed in Note 13.

## 7. FINANCIAL ASSETS AT FAIR VALUE THROUGH PROFIT OR LOSS

This account consists of:

	Note	2023	2022
<b>Attributable to shareholders:</b>			
Investment in mutual fund	10	<b>P 54,106,400</b>	P52,639,174
<b>Attributable to unit holders:</b>			
Investments in listed equity securities		<b>P 42,958,050</b>	P43,148,152
Investments in fixed-income securities		<b>10,207,472</b>	9,839,466
Investments in UITF		<b>1,302,051</b>	-
		<b>P54,467,573</b>	P52,987,618

Investments in listed equity securities are composed of listed equity shares while investments in fixed-income securities is composed of treasury notes. Investments in UITF are placed in universal banks and are redeemable anytime.

The Company recognized dividend income from investments in listed equity securities attributable to unit holders amounting to P1,239,836, P1,016,796 and P715,910 in 2023, 2022 and 2021, respectively. Dividends receivable attributable to unit holders amounted to P43,338 and P15,498 as at December 31, 2023 and 2022, respectively.

Interest income earned on fixed-income securities attributable to unit holders amounted to P643,594, P631,495 and P526,165 in 2023, 2022 and 2021, respectively, as disclosed in Note 13. Average interest rates earned on these investments are also disclosed in Note 13. Accrued interest receivable attributable to unitholders amounted to P219,898 and P224,696 as at December 31, 2023 and 2022, respectively.

Net gains (losses) on investments recognized in profit or loss arising from financial assets at FVTPL are as follows:

	2023	2022	2021
<b>Attributable to shareholders:</b>			
Net unrealized gains on investments	<b>P 1,467,226</b>	P 888,989	P 747,380
<b>Attributable to unit holders:</b>			
Net realized gains (losses) on investments in:			
Equity securities	<b>(P 832,249)</b>	(P1,280,720)	(P 233,278)
Fixed-income securities	<b>65,604</b>	-	150,844
	<b>(766,645)</b>	(1,280,720)	(82,434)
Net unrealized gains (losses) on investments in:			
Equity securities	<b>93,918</b>	(2,374,833)	340,822
Fixed-income securities	<b>1,110,170</b>	(2,041,216)	(1,238,541)
	<b>1,204,088</b>	(4,416,049)	(897,719)
	<b>P 437,443</b>	(P5,696,769)	(P 980,153)

The movements in the financial assets at FVTPL are summarized as follows:

	2023	2022	2021
<b>Attributable to shareholders:</b>			
Balance, January 1	<b>P52,639,174</b>	P51,750,185	P51,002,805
Unrealized gains	<b>1,467,226</b>	888,989	747,380
Balance, December 31	<b>P54,106,400</b>	P52,639,174	P51,750,185
<b>Attributable to unit holders:</b>			
Balance, January 1	<b>P52,987,618</b>	P53,810,662	P50,832,341
Additions	<b>6,151,202</b>	11,916,558	6,784,131
Disposal	<b>(5,905,231)</b>	(8,323,553)	(2,908,091)
Unrealized gains (losses)	<b>1,233,984</b>	(4,416,049)	(897,719)
Balance, December 31	<b>P54,467,573</b>	P52,987,618	P53,810,662

The following presents the breakdown of the maturity profile of the principal amount of the investment in fixed-income securities:

	2023	2022
<b>Attributable to unit holders:</b>		
Due after five years through ten years	<b>P -</b>	P 100,000
Due after ten years	<b>10,010,000</b>	10,610,000
	<b>P10,010,000</b>	P10,710,000

#### 8. DUE TO BROKERS

Due to brokers account pertains to amounts payable to brokers for the purchase of investments processed on or before the reporting period, which are settled three days after the transaction date.

Due to brokers attributable to unitholders amounted to nil and P408,257 as at December 31, 2023 and 2022, respectively.

Counterparties to the contract are not allowed to offset payable and receivable arising from the purchase and sale of investments.

#### 9. ACCRUED EXPENSES AND OTHER PAYABLES

This account consists of:

	2023	2022
<b>Attributable to Unit holders:</b>		
Professional fees	<b>P 166,566</b>	P151,424
Withholding taxes	<b>13,333</b>	10,426
Due to investors	<b>7,401</b>	9,014
Custodianship fees	<b>6,529</b>	6,498
Supervisory fees	<b>5,684</b>	5,806
	<b>P 199,513</b>	P183,168

Due to investors account pertains to amounts payable to investors for the redemption of their investments processed on or before the reporting period, which are usually paid three days after the transaction date. In line with the announcement of the Securities Clearing Corporation of the Philippines (SCCP) that stock market transaction settlement will change from three (3) clearing days settlement cycle to two (2) clearing days, the Company, effective September 11, 2023, changed the redemption and switch out settlement schedules from three (3) days to two (2) days after the transaction date.

## 10. RELATED PARTY TRANSACTIONS

In the normal course of business, the Company transacts with entities which are considered related parties under PAS 24, *Related Party Disclosures*.

As at December 31, 2023 and 2022, below is the outstanding investment of the Company in Sun Life Prosperity Peso Starter Fund, Inc.:

	Note	2023		2022	
		Shares	Current Value	Shares	Current Value
<b>Attributable to shareholders</b>					
Investments in mutual fund	7	<b>39,335,805</b>	<b>P54,106,400</b>	39,335,805	P52,639,174

The details of amounts and transactions with related parties attributable to unit holders are set out below.

Nature of transaction	Transactions during the year			Outstanding payable		Terms	Condition	Notes
	2023	2022	2021	2023	2022			
SLAMCI - Fund Manager								
Management, Distribution and Transfer fees	<b>P863,743</b>	P862,844	P812,307	<b>P 75,914</b>	P 67,912	Non-interest bearing; Annual rate of 1.40% of average daily net assets; settled in cash on or before the 15 <sup>th</sup> day of the following month	Unsecured; Unguaranteed	a
Key Management Personnel								
Directors' fees	<b>257,857</b>	237,749	375,490	-	-	Payable on demand; Settled in cash	Unsecured; Unguaranteed	b

As at December 31, 2023 and 2022, SLAMCI subscribed 50,000,000 units to the Company representing 76.48% and 76.13% of net assets attributable to unit holders, respectively.

Details of the Company's related party transactions are as follows:

### a. Investment Management

The Company appointed SLAMCI as its fund manager, adviser, administrator, distributor and transfer agent that provides management, distribution and all required operational services. Under the Management and Distribution Agreement (MDA), SLAMCI receives aggregate fees for these services at an annual rate of 1.25% (exclusive of VAT) of the net assets attributable to shareholders on each valuation day. Moreover, under the Transfer Agency Agreement, SLAMCI receives aggregate fees for these services at an annual rate of 0.15% of the net assets attributable to shareholders on each valuation day.

On September 22, 2020, the Company and SLAMCI amended its MDA and Transfer Agency Agreement based on the provisions of ICA 2018 IRR (Implementing Rules and Regulations of the Investment Company Act 2018) published by the SEC on January 11, 2018. The agreements shall remain in effect for a period of 2 years from July 31, 2020 and shall continue in effect from year to year as approved by the respective Board of Directors of the Company and SLAMCI.

Management, distribution and transfer fees attributable to unitholders charged by SLAMCI to the Company in 2023, 2022 and 2021 amounted to P863,743, P862,844 and P812,307, respectively. Accrued management fees as at December 31, 2023 and 2022 amounting to P75,914 and P67,912, respectively, are shown as "Payable to Fund Manager" in the statements of financial position.

## b. Remuneration of Directors

Remuneration of directors is presented in the statements of comprehensive income under "Directors' Fees" account amounting to P257,857, P237,749 and P375,490 attributable to unitholders in 2023, 2022 and 2021, respectively, which are usually paid to directors based on the number of meetings held and attended. There were no outstanding accrued directors' fees as at December 31, 2023 and 2022.

Except for the Board of Directors, the Company has no key management personnel and employees. Pursuant to the Company's MDA with SLAMCI, the latter provides all the staff of the Company, including executive officers and other trained personnel.

## 11. EQUITY

Movements are as follows:

	2023		2022		2021	
	Shares/Units	Amount	Shares/Units	Amount	Shares/Units	Amount
<b>Attributable to shareholders:</b>						
Authorized:						
at P0.01 par value	200,000,000 P	2,000,000	200,000,000 P	2,000,000	200,000,000 P	2,000,000
Issued and outstanding	50,000,000 P	500,000	50,000,000 P	500,000	50,000,000 P	500,000
<b>Attributable to unit holders:</b>						
Offer units:						
at P1.00 initial offer price	100,000,000,000 P	100,000,000,000	100,000,000,000 P	100,000,000,000	100,000,000,000 P	100,000,000,000
Issued and outstanding						
At January 1	65,675,645.79 P	64,278,421	59,939,579.72 P	59,121,135	55,104,378.31 P	54,789,590
Contributions	2,604,492.78	2,195,032	6,966,289.19	6,177,760	5,449,407.19	4,898,330
Withdrawals	(2,904,268.87)	(2,486,720)	(1,230,223.12)	(1,020,474)	(614,205.78)	(566,785)
At December 31	65,375,869.70 P	63,986,733	65,675,645.79 P	64,278,421	59,939,579.72 P	59,121,135

### *Incorporation*

The Company was incorporated on January 10, 2018 with 200,000,000 authorized shares at par value of P0.01 per share attributable to shareholders and 100,000,000,000 offer units at P1.0000 initial offer price per unit attributable to unitholders.

### *Current state*

As at December 31, 2023, the Company has 50,000,000 issued and outstanding shares out of the 200,000,000 authorized shares with a par value of P0.01 per share attributable to shareholders and has 65,375,869.70 subscribed units out of 100,000,000,000 offer units.

### *Redeemable shares*

Redeemable shares carry one vote each, and are subject to the following:

- a. Distribution of dividends  
Each shareholder has a right to any dividends declared by the Company's Board of Directors and approved by 2/3 of its outstanding shareholders.
- b. Denial of pre-emptive rights  
No shareholder shall, because of his ownership of the shares, has a pre-emptive or other right to purchase, subscribe for, or take any part of shares or of any other securities convertible into or carrying options or warrants to purchase shares of the registrant.

c. Right of redemption

The holder of any share, upon its presentation to the Company or to any of its duly authorized representatives, is entitled to receive, by way of redemption, approximately his proportionate share of the Company's current net assets or the cash equivalent thereof. Shares are redeemable at any time at their net assets value less any applicable sales charges and taxes.

*Redeemable Units*

Redeemable units refer to units of participation each of which represents an undivided interest in the pool of investments assets earmarked for this type of security issued by a Mutual Fund Company (MFC). The MFC will buy back the redeemable units upon request of the holder.

Additional paid-in capital attributable to shareholders amounting to P49,500,000 as at December 31, 2023 and 2022 pertains to excess payments over par value from shareholders. However, no corresponding additional paid-in capital is recognized upon issuance of units as these are issued at no par value.

**12. NET ASSET VALUE PER SHARE / PER UNIT**

NAVPS and NAVPU are computed as follows:

	Note	2023	2022
<b>Attributable to shareholders:</b>			
Total equity		P 54,800,121	P 53,336,757
Issued and outstanding shares	11	50,000,000	50,000,000
NAVPS		P 1.0961	P 1.0667
<b>Attributable to unit holders:</b>			
Total equity		P 55,379,308	P 54,877,373
Subscribed units	11	65,375,869.70	65,675,645.79
NAVPU		P 0.8471	P 0.8356

NAVPS is based on issued, outstanding and fully paid shares minus treasury shares while NAVPU is based on issued, outstanding and fully paid units. The expected cash outflow on redemption of these shares/units are equivalent to computed NAVPS/NAVPU as at reporting period.

**13. INTEREST INCOME**

This account consists of interest income on the following:

	Notes	2023	2022	2021
<b>Attributable to shareholders:</b>				
Cash in banks	6	P 172	P 636	P 992
<b>Attributable to unit holders:</b>				
Fixed-income securities	7	P643,594	P631,495	P526,165
Cash equivalents	6	45,647	14,441	-
Cash in banks	6	1,452	3,899	2,194
		P690,693	P649,835	P528,359

Interest income is recorded gross of final withholding tax which is shown as "Income Tax Expense" account in the statements of comprehensive income.

Average interest rates of investments, cash equivalents and cash in banks in 2023, 2022 and 2021 are as follows:

	Notes	2023	2022	2021
<b>Attributable to shareholders:</b>				
Cash in banks	6	0.11%	0.07%	0.14%
<b>Attributable to unit holders:</b>				
Fixed-income securities	7	5.94%	6.72%	6.00%
Cash in banks	6	0.11%	0.07%	0.15%
Cash equivalents	6	5.98%	1.89%	-

Interest income earned on financial assets, analyzed by category, is as follows:

	Notes	2023	2022	2021
<b>Attributable to shareholders:</b>				
Cash in banks	6	P 172	P 636	P 992
<b>Attributable to unit holders:</b>				
Financial assets at FVTPL	7	P643,594	P631,495	P526,165
Cash and cash equivalents	6	47,099	18,340	2,194
		<b>P690,693</b>	<b>P649,835</b>	<b>P528,359</b>

#### 14. EARNINGS (LOSS) PER SHARE / PER UNIT

The calculation of the basic and diluted earnings (loss) per share / per unit is based on the following data:

	2023	2022	2021
<b>Attributable to shareholders:</b>			
Profit for the year	P 1,463,364	P 888,998	P 748,174
Weighted average number of shares:			
Issued and outstanding	50,000,000	50,000,000	50,000,000
Basic and diluted earnings per share	P 0.0293	P 0.0178	P 0.0150
<b>Attributable to unit holders:</b>			
Profit (Loss) for the year	P 793,623	(P 5,610,159)	(P 1,304,031)
Weighted average number of units:			
Subscribed units	65,452,430.83	64,023,745.92	57,162,119.81
Basic and diluted loss per unit	P 0.0121	(P 0.0876)	(P 0.0228)

As at December 31, 2023 and 2022, the Company has no dilutive potential ordinary shares.

## 15. FAIR VALUE OF FINANCIAL INSTRUMENTS

*Assets and liabilities measured at fair value on a recurring basis*

The following table provides an analysis of financial instruments that are measured subsequent to initial recognition at fair value classified under level 1 based on the degree to which the inputs to fair value are observable.

	Note	Level 1
<b>December 31, 2023</b>		
<b>Attributable to shareholders:</b>		
Investment in mutual fund	7	<b>P 54,106,400</b>
<b>Attributable to unit holders:</b>		
Investment in listed equity securities	7	<b>P 42,958,050</b>
Investment in fixed-income securities	7	<b>10,207,472</b>
Investment in UITF	7	<b>1,302,051</b>
		<b>P54,467,573</b>
<b>December 31, 2022</b>		
<b>Attributable to shareholders:</b>		
Investment in mutual fund	7	P52,639,174
<b>Attributable to unit holders:</b>		
Investment in listed equity securities	7	P43,148,152
Investment in fixed-income securities	7	9,839,466
		<b>P52,987,618</b>

Investment in mutual fund is valued at its NAVPS at reporting date.

Listed equity securities are valued at quoted prices as at reporting date.

The fair value of fixed-income securities classified as Level 1 is based on quoted price of either done deals or bid rates.

*Financial asset and liabilities not measured at fair value*

Cash and cash equivalents, accrued interest receivable, dividend receivable, due to brokers, and accrued expenses, other payables excluding stamp and withholding taxes and payable to fund manager have short-term maturities, hence, their carrying amounts are considered their fair values.

There were no transfers between Level 1 and 2 in 2023 and 2022.

## 16. INCOME TAXES

Details of income tax expense are as follows:

	2023	2022	2021
Final tax	<b>P163,978</b>	P172,345	P117,131

The reconciliation between income tax expense and the product of accounting loss multiplied by 25% in 2023, 2022 and 2021 is as follows:

	2023	2022	2021
Accounting profit (loss) before tax	<b>P 2,424,965</b>	(P4,548,795)	(P 438,726)
Tax benefit at 25%	<b>P 606,241</b>	(1,137,199)	(109,682)
Net unrealized (gains) losses on investments	<b>(667,829)</b>	881,765	37,585
Unrecognized net operating loss carry-over (NOLCO)	<b>352,601</b>	352,071	362,804
Net realized losses on investments	<b>191,661</b>	320,180	20,609
Dividend income exempt from tax	<b>(309,959)</b>	(254,199)	(178,978)
Adjustment for income subject to lower tax rate	<b>(8,737)</b>	9,727	(15,207)
	<b>P 163,978</b>	P 172,345	P 117,131

On March 26, 2021, the Republic Act (RA) 11534 also known as "Corporate Recovery and Tax Incentives for Enterprises Act" or "CREATE" Act was passed into law which reduced the corporate income tax rates and rationalized the current fiscal incentives by making it time-bound, targeted and performance-based.

Among others, the Act includes the following significant revisions:

1. Effective July 1, 2020, domestic corporations with total assets not exceeding P100 million and net taxable income of P5 million and below shall be subject to 20% income tax rate while the other domestic corporations and resident foreign corporations will be subject to 25% tax income tax rate;
2. Minimum corporate income tax (MCIT) rate is reduced to from 2% to 1% from July 1, 2020 to June 30, 2023;

Details of the Company's NOLCO from previous years are as follows:

Year Incurred	Year of Expiry	Beginning Balance	Addition	Expired	2023 Balance
2022	2025	P1,408,282	P -	P -	<b>P1,408,282</b>
2023	2026	-	1,410,405	-	<b>1,410,405</b>
		P1,408,282	P 1,410,405	P -	<b>P2,818,687</b>

Details of the Company's NOLCO covered by Revenue Regulations (RR) No. 25-2020 is as follows:

Year Incurred	Year of Expiry	Beginning Balance	Addition	Expired	2023 Balance
2020	2025	P1,291,750	P -	P -	<b>P1,291,750</b>
2021	2026	1,451,214	-	-	<b>1,451,214</b>
		P2,742,964	P -	P -	<b>P2,742,964</b>

Pursuant to Section 4 COVID-19 Response and recovery Interventions paragraph (bbbb) of Republic Act No. 11494 also known as "Bayanihan to Recover As One Act" and to RR No. 25-2020 of Bureau of Internal Revenue, the NOLCO incurred by the Company for taxable years 2020 and 2021 shall be carried over as a deduction from gross income for the next five consecutive taxable years immediately following the year of such loss.

Deferred tax assets on NOLCO was not recognized since Management believes that future taxable income will not be available against which the deferred tax can be utilized.

The Company's interest income arising from cash in banks, cash equivalents and fixed-income securities, and realized gains on sale of listed equity securities are already subjected to final tax and are therefore excluded from the computation of taxable income subject to RCIT.

## 17. CONTINGENCIES

The Company has no pending legal cases as at December 31, 2023 and 2022 that may have a material effect on the Company's financial position and results of operations.

## 18. FINANCIAL RISK MANAGEMENT

The Company's activities expose it to a variety of financial risks: market risk, which includes interest rate and equity price risks, credit risk and liquidity risk. The Fund Manager exerts best efforts to anticipate events that would negatively affect the value of the Company's assets and take appropriate actions to counter these risks. However, there is no guarantee that the strategies will work as intended. The policies for managing specific risks are summarized below.

### Market risk

The Company's activities expose it primarily to the financial risks of changes in interest rates and prices of equity securities in the stock market. There has been no change on the manner in which the Company manages and measures these risks.

### *Interest rate risk*

Interest rate risk refers to the possibility that the fair value or future cash flows of a financial instrument will fluctuate because of changes in market interest.

The primary source of the Company's interest rate risk relates to cash and cash equivalents and fixed-income securities. Interest rates of the financial assets are disclosed in Notes 6 and 13.

The risk is managed by the Fund Manager by actively monitoring the prevailing interest rate environment. The duration of the portfolio is reduced during periods of rising rates and widening credit spreads to maximize interest income potential. Conversely, the same is increased during periods of falling rates and narrowing credit spreads.

A 50 basis points increase or decrease in the interest rates had been determined for sensitivity analysis based on the exposure to interest rates for financial assets at FVTPL at the end of each reporting period. The same is used for reporting interest rate risk internally to key management personnel and represents Management's assessment of the reasonable effect of the maximum possible movement in interest rates.

The following table details the increase or decrease in net profit after tax if interest rates had been 50 basis points higher or lower and all other variables are held constant for the periods ended 2023, 2022 and 2021:

Change in Interest rates	Increase (Decrease) in Net Profit or Loss/Equity		
	2023	2022	2021
<b>Attributable to shareholders:</b>			
+50 basis	<b>2,791</b>	2,790	P 2,790
-50 basis	<b>(2,791)</b>	(2,790)	(2,790)
<b>Attributable to unit holders:</b>			
+50 basis	<b>(424,317)</b>	(141,157)	(P468,682)
-50 basis	<b>449,090</b>	150,599	499,126

In Management's opinion, the sensitivity analysis is unrepresentative of the inherent interest rate risk because the exposure at the end of the reporting period does not reflect the exposure during the period.

### *Equity price risk*

The Company is exposed to equity price risks arising from investments in listed equity securities and investment in mutual fund. Investments in listed equity securities could either be held for strategic or trading purposes.

The risk is managed by the Fund Manager by actively monitoring the domestic equity market and movements in NAVPS of investment in mutual fund. Portfolios are traded based on a combination of regularly-carried out fundamental and technical analyses of stock prices.

Based on the exposure to equity price risks at the end of each reporting period, if equity prices and NAVPS of investment in mutual fund had been 2% higher or lower, profit or loss for the years ended December 31, 2023, 2022 and 2021 would have increased or decreased by:

Change in equity price	Increase (Decrease) in Net Profit or Loss/Equity		
	2023	2022	2021
<b>Attributable to shareholders:</b>			
+/-200 basis	<b>1,082,049</b>	1,052,783	P1,035,004
<b>Attributable to unit holders</b>			
+/-200 basis	<b>871,322</b>	820,772	856,134

Other than equity price risk discussed above, there are no other market risks which significantly affect the Company's performance.

In Management's opinion, the sensitivity analysis is unrepresentative of the inherent equity price risk because the exposure at the end of the reporting period does not reflect the exposure during the year.

#### Credit risk

Credit risk refers to the risk that the counterparty will default on its contractual obligations resulting in financial loss to the Company. The Company has adopted a policy of dealing only with creditworthy counterparties, as a means of mitigating the risk of financial loss from defaults and transacts only with entities that are rated with equivalent of investment grade of "High" down to "Satisfactory". This information is supplied by independent rating agencies, when available. If the information is not available, the Company uses other publicly available financial information and its own trading records to rate its major counterparties. The Company's exposure and the credit ratings of its counterparties are continuously monitored and the aggregate value of transactions concluded is spread amongst approved counterparties.

The table below summarizes the current internal credit rating equivalence system of the Company.

Summary rating	Internal credit rating	S&P rating
High	AAA	AAA
High	AA	AA- to AA+
High	A	A- to A+
High	BBB	BBB- to BBB+
Satisfactory	BB	BB- to B+
Acceptable	B	B- to B+
Low	CCC/C	CCC- to CCC+

The carrying amount of cash and cash equivalents, accrued interest receivable, and dividends receivable are recorded in the financial statements represents the Company's maximum exposure to credit risk. The Company determined that the credit quality of cash and cash equivalents, accrued interest receivable, and dividends receivable as high grade and low credit risk investments. Therefore, no ECL is recognized for these financial assets.

#### Liquidity risk

Liquidity risk arises when the Company encounters difficulty in meeting the obligations associated with its financial liabilities that are settled by delivering cash or another financial asset. The Company aims to maintain an appropriate level of liquidity which means having sufficient liquidity to be able to meet all obligations promptly under foreseeable adverse circumstances, while not having excessive liquidity.

The Company maintains at least ten percent of the fund in liquid/semi-liquid assets in the form of cash and cash equivalents, listed equity securities, government securities and other collective schemes wholly invested in liquid/semi-liquid assets to assure necessary liquidity. This is also in compliance to Section 6.10 of the Implementing Rules and Regulations of the Investment Company Act series of 2018.

The Fund Manager manages liquidity risks by continuously monitoring forecast and actual cash flows and matching the maturity profiles of financial assets and liabilities.

The following table details the Company's remaining contractual maturity for its non-derivative financial liabilities. The table had been drawn up based on the undiscounted cash flows of financial liabilities based on the earliest date on which the Company can be required to pay.

	Less than One Month	One Month to One Year	Total
<b>2023</b>			
<b>Attributable to unit holders:</b>			
Accrued expenses and other payables	<b>P 7,401</b>	<b>P 178,779</b>	<b>P186,180</b>
Payable to fund manager	<b>75,914</b>	<b>-</b>	<b>75,914</b>
	<b>P 83,315</b>	<b>P 178,779</b>	<b>P 262,094</b>
<b>2022</b>			
Accrued expenses and other payables	P 9,014	P163,728	P172,742
Due to brokers	408,257	-	408,257
Payable to fund manager	67,912	-	67,912
	P485,183	P163,728	P648,911

The difference between the carrying amount of accrued expenses and other payables disclosed in the statements of financial position and the amount disclosed in this note pertains to withholding taxes that are not considered financial liabilities.

There were no outstanding financial liabilities attributable to shareholders as at December 31, 2023 and 2022.

The following table details the Company's expected maturity for its financial assets. The table had been drawn up based on the contractual maturities of the financial assets including interest that will be earned on that asset, except when the Company anticipates that the cash flows will occur in a different period.

	Average Effective Interest Rate	Less than One Year	One to Five Years	Five to Ten Years	More than Ten Years	Total
<b>Attributable to shareholders:</b>						
<b>2023</b>						
Cash in banks	0.11%	P 697,721	P -	P -	P -	P 697,721
2022						
Cash in banks	0.07%	P 697,583	P -	P -	P -	P 697,583
<b>Attributable to unit holders:</b>						
<b>2023</b>						
Cash in banks	0.11%	P 923,926	P -	P -	P -	P 923,926
Financial assets at FVTPL	5.94%	6,203	24,811	31,013	10,045,813	10,107,840
Accrued interest receivable		219,898	-	-	-	219,898
Dividends receivable		43,338	-	-	-	43,338
		<b>P1,193,365</b>	<b>P24,811</b>	<b>P31,013</b>	<b>P10,045,813</b>	<b>P11,295,002</b>
2022						
Cash in banks	0.07%	P 781,324	P -	P -	P -	P 781,324
Cash equivalents	1.89%	1,527,574				1,527,574
Financial assets at FVTPL	6.72%	6,759	27,036	133,522	10,653,462	10,820,779
Accrued interest receivable		224,696	-	-	-	224,696
Dividends receivable		15,498	-	-	-	15,498
		<b>P2,555,851</b>	<b>P27,036</b>	<b>P133,522</b>	<b>P10,653,462</b>	<b>P13,369,871</b>

The Company expects to meet its obligations from operating cash flows and proceeds from maturing financial asset.

## 19. CAPITAL RISK MANAGEMENT

The Fund Manager manages the Company's capital to ensure that the Company will be able to continue as a going concern while maximizing the return to stakeholders through investments in high-quality debt securities.

The Company is guided by its Investment Policies and Legal Limitations. All the proceeds from the sale of shares, including the original subscription payments at the time of incorporation constituting the paid-in capital, is held by custodian banks.

The capital structure of the Company consists of issued capital as disclosed in Note 11.

The Fund Manager manages the Company's capital and NAVPS, as disclosed in Notes 11 and 12 to ensure that the Company's net asset value remains competitive and appealing to prospective investors.

The Company is also governed by the following fundamental investment policies:

- It does not issue senior securities;
- It does not intend to incur any debt or borrowing. In the event that borrowing is necessary, it can do so only if, at the time of its incurrence or immediately thereafter, there is asset coverage of at least 300% for all its borrowings;
- It does not participate in any underwriting or selling group in connection with the public distribution of securities, except for its own share capital;
- It generally maintains a diversified portfolio. Industry concentrations may vary at any time depending on the investment manager's view on the prospects;
- It does not invest more than twenty percent (20%) of its assets in real estate properties and developments, subject to investment restrictions and/or limitations under applicable law, if any;
- It does not purchase or sell commodity futures contracts;

- g. It does not engage in lending operations to related parties such as the members of the Board of Directors, officers of the Company and any affiliates, or affiliated corporations of the Company;
- h. The asset mix in each type of security is determined from time to time, as warranted by economic and investment conditions;
- i. The subscribers are required to settle their subscriptions in full upon submission of their application for subscriptions;
- j. It may use various techniques to hedge investment risks; and
- k. It does not change its investment objectives without the prior approval of a majority of its shareholders and prior notice to the SEC.

The Investment Policies refer to the following:

- a. Investment Objective - to generate long-term capital appreciation through a portfolio of equities, fixed income securities and alternative financial instruments, adjusted accordingly as the target date of the Fund (Year 2038) approaches.
- b. Benchmark - the fund's performance is measured against 50% PSE Index and 48% Bloomberg Sovereign Bond Index 1 to 5 Year, net of tax and 2% Philippines Peso TD Rate 1 to 3 Months, net of tax.
- c. Asset Allocation Range - the Company allocates its funds available for investments among cash and other deposit substitute, fixed-income securities and equity securities based on certain proportion as approved by Management.

Other matters covered in the investment policy include the fees due to be paid to the Fund Manager with management and distribution fees each set at an annual rate of 1.25% of the net assets attributable to unit holders on each valuation day.

In compliance with SEC Memorandum Circular No. 21, Series of 2019 signed on September 24, 2019 in relation to independent Net Asset Value (NAV) calculation, SLAMCI (Fund Manager) engaged Citibank, N.A. Philippines to service its fund accounting functions including calculation of its NAV every dealing day. In December 2020, SLAMCI implemented the outsourced fund accounting to all Sun Life Prosperity Funds.

As at December 31, 2023 and 2022, the Company is in compliance with the above requirements and minimum equity requirement of the SEC of P50,000,000 pursuant to Section 3 of SEC Memorandum Circular No.33-2020.

The equity ratio at period-end is as follows:

	<b>2023</b>	2022
<b>Attributable to shareholders:</b>		
Equity	<b>P54,804,121</b>	P53,336,757
Total assets	<b>54,804,121</b>	53,336,757
Equity ratio	<b>1.0000:1</b>	1.0000:1
<b>Attributable to unit holders:</b>		
Equity	<b>P 55,379,308</b>	P54,877,373
Total assets	<b>55,654,735</b>	55,536,710
Equity ratio	<b>0.9951:1</b>	0.9881:1

Management believes that the above ratios are within the acceptable range.

**20. SUPPLEMENTARY INFORMATION REQUIRED BY THE BUREAU OF INTERNAL REVENUE (BIR) UNDER REVENUE REGULATIONS NO. 15-2010**

The following information on taxes, duties and license fees paid or accrued during the 2023 taxable period is presented for purposes of filing with the BIR and is not a required part of the basic financial statements.

*Documentary stamp tax*

Documentary stamp taxes incurred by the Company during 2023 amounted to P11,022 representing taxes in connection with the issuance of share certificates by the Company to its shareholders.

*Other taxes and licenses*

Details of taxes and licenses and permit fees paid or accrued in 2023 are as follows:

<b>Charged to operating expenses</b>	
Filing and registration fees	<b>P 38,661</b>
Business permits	<b>19,124</b>
Residence or community tax	<b>1,700</b>
	<b>P59,485</b>

*Withholding taxes*

Withholding taxes paid and accrued and/or withheld consist of:

	<b>Paid</b>	<b>Accrued</b>	<b>Total</b>
Expanded withholding taxes	<b>P 85,591</b>	<b>P 12,459</b>	<b>P 98,050</b>

*Deficiency tax assessments*

The Company has no tax assessments and tax cases in 2023.

**21. APPROVAL OF FINANCIAL STATEMENTS**

The financial statements of the Company were reviewed and endorsed by the Audit and Compliance Committee for the approval of the Board of Directors on March 25, 2024.

The Board of Directors approved the issuance of the financial statements also on March 25, 2024.

\* \* \*

## INDEPENDENT AUDITOR'S REPORT ON SUPPLEMENTARY SCHEDULES

To the Board of Directors and Shareholders  
SUN LIFE PROSPERITY ACHIEVER FUND 2038, INC.  
(An Open-end Investment Company)  
Sun Life Centre, 5<sup>th</sup> Avenue corner Rizal Drive  
Bonifacio Global City, Taguig City

We have audited the financial statements of Sun Life Prosperity Achiever Fund 2038, Inc. (the "Company") as at December 31, 2023 and 2022, and for the years ended December 31, 2023, 2022 and 2021, in accordance with Philippine Standards on Auditing on which we have rendered an unqualified opinion dated April 8, 2024.

Our audits were conducted for the purpose of forming an opinion on the basic financial statements taken as a whole. The supplementary information on the attached schedule showing the reconciliation of the retained earnings available for dividend declaration as at December 31, 2023 and other supplementary information shown in schedules A-H, as required by the Securities and Exchange Commission under the revised Securities Regulation Code Rule 68, is presented for purposes of additional analysis and is not a required part of the basic financial statements. Such information is the responsibility of Management and has been subjected to the auditing procedures applied in our audits of the basic financial statements and, in our opinion, are fairly stated in all material respects in relation to the basic financial statements taken as a whole.

Navarro Amper & Co.  
BOA Registration No. 0004, valid from June 7, 2021 to September 22, 2024  
TIN 005299331

By:



Lloyd Ryan C. Moraño  
Partner  
CPA License No. 0108235  
TIN 226-565-008  
BIR A.N. 08-002552-090-2023, issued on March 10 2023; effective until March 9, 2026  
PTR No. A-6110718, issued on January 18, 2024, Taguig City

Taguig City, Philippines  
April 8, 2024

# Deloitte.

Deloitte refers to one or more of Deloitte Touche Tohmatsu Limited ("DTTL"), its global network of member firms, and their related entities (collectively, the "Deloitte organization"). DTTL (also referred to as "Deloitte Global") and each of its member firms and related entities are legally separate and independent entities, which cannot obligate or bind each other in respect of third parties. DTTL and each DTTL member firm and related entity is liable only for its own acts and omissions, and not those of each other. DTTL does not provide services to clients. Please see [www.deloitte.com/about](http://www.deloitte.com/about) to learn more.

#### About Deloitte Philippines

In the Philippines, services are provided by Navarro Amper & Co., a duly registered professional partnership.



**SUN LIFE PROSPERITY ACHIEVER FUND 2038, INC.**  
**RECONCILIATION OF RETAINED EARNINGS**  
**AVAILABLE FOR DIVIDEND DECLARATION**  
As at December 31, 2023

	Attributable to unitholders	Attributable to shareholders
<b>Unappropriated Retained Earnings, beginning of reporting period</b>	(7,835,070)	386,581
<b>Add: Category A: Items that are directly credited to Unappropriated Retained Earnings</b>		
Reversal of Retained Earnings Appropriations	-	-
Effect of restatements or prior-period adjustments	-	-
Others (describe nature)	-	-
	-	-
<b>Less: Category B: Items that are directly deducted to Unappropriated Retained Earnings</b>		
Dividend declaration during the reporting period	-	-
Retained Earnings appropriated during the reporting period	-	-
Effect of restatements or prior-period adjustments	-	-
Others (describe nature)	-	-
	-	-
<b>Unappropriated Retained Earnings, as adjusted</b>	<b>(7,835,070)</b>	<b>386,581</b>
<b>Add/Less: Net income (loss) for the current year</b>	<b>793,623</b>	<b>1,467,364</b>
<b>Less: Category C.1: Unrealized income recognized in the profit or loss during the reporting period (net of tax)</b>		
1 Equity in net income of associate/joint venture, net of dividends declared	-	-
1 Unrealized foreign exchange gain (except those attributable to Cash and Cash Equivalents)	-	-
1 Unrealized fair value adjustment (mark-to-market gains) of financial instruments at fair value through profit or loss (FVTPL)	1,204,088	1,467,226
1 Unrealized fair value gain of Investment Property	-	-
1 Other unrealized gains or adjustments to the retained earnings as a result of certain transactions accounted for under the PFRS (describe nature)	-	-
<b>Sub-total</b>	<b>1,204,088</b>	<b>1,467,226</b>
<b>Add: Category C.2: Unrealized income recognized in the profit or loss in prior reporting periods but realized in the current reporting period (net of tax)</b>		
1 Realized foreign exchange gain (except those attributable to Cash and Cash Equivalents)	-	-
1 Realized fair value adjustment (mark-to-market gains) of financial instruments at fair value through profit or loss (FVTPL)	-	-
1 Realized fair value gain of Investment Property	-	-
1 Other realized gains or adjustments to the retained earnings as a result of certain transactions accounted for under the PFRS	-	-
<b>Sub-total</b>	<b>-</b>	<b>-</b>
<b>Add: Category C.3: Unrealized income recognized in the profit or loss in prior periods but reversed in the current reporting period (net of tax)</b>		
1 Reversal of previously recorded foreign exchange gain (except those attributable to Cash and Cash Equivalents)	-	-
1 Reversal of previously recorded fair value adjustment (mark-to-market gains) of financial instruments at fair value through profit or loss (FVTPL)	-	-
1 Reversal of previously recorded fair value gain of Investment Property	-	-
1 Reversal of other unrealized gains or adjustments to the retained earnings as a result of certain transactions accounted for under the PFRS	-	-
<b>Sub-total</b>	<b>-</b>	<b>-</b>
<b>Adjusted Net Income/Loss</b>	<b>(410,465)</b>	<b>138</b>
<b>Add: Category D: Non-actual losses recognized in profit or loss during the reporting period (net of tax)</b>		
1 Depreciation on revaluation increment (after tax)	-	-
<b>Sub-total</b>	<b>-</b>	<b>-</b>
<b>Add/Less: Category E: Adjustments related to relief granted by the SEC and BSP (see Footnote 3)</b>		
1 Amortization of the effect of reporting relief	-	-
1 Total amount of reporting relief granted during the year	-	-
1 Others (describe nature)	-	-
<b>Sub-total</b>	<b>-</b>	<b>-</b>
<b>Add/Less: Category F: Other items that should be excluded from the determination of the amount of available for dividends distribution</b>		
1 Net movement of treasury shares (except for reacquisition of redeemable shares)	-	-
1 Net movement of deferred tax asset not considered in reconciling items under the previous categories	-	-
1 Net movement in deferred tax assets and liabilities related to same transactions, e.g., set up of ROU and lease liability, set up of asset and asset retirement obligation, and set-up of service concession asset and concession payable.	-	-
1 Adjustments due to deviation from PFRS/GAAP - gain (loss)	-	-
1 Others (describe nature)	-	-
<b>Sub-total</b>	<b>-</b>	<b>-</b>
<b>Total Retained Earnings, end of the reporting period available for dividend</b>	<b>(8,245,535)</b>	<b>386,719</b>

**SUN LIFE PROSPERITY ACHIEVER FUND 2038, INC.**

Schedule of Financial Soundness Indicators and Financial Ratios

As at December 31, 2023 and December 31, 2022

	Formula	2023		2022	
		Shareholders	Unitholders	Shareholders	Unitholders
<i>Current/ Liquidity Ratios</i>					
a. Current ratio	Current Assets/Current Liabilities	N/A	202.07 :1	N/A	84.23 :1
b. Quick ratio	Quick Assets/Current Liabilities	N/A	202.07 :1	N/A	84.23 :1
c. Cash ratio	Cash/Current Liabilities	N/A	3.35 :1	N/A	3.5 :1
d. Days in receivable	Receivable/Revenue * No. of days	N/A	N/A	N/A	N/A
e. Working capital ratio	(Current Assets-Current Liabilities)/Current Liabilities	N/A	201.07 :1	N/A	83.23 :1
f. Net working capital to sales ratio	Working Capital / Total Revenue	318628.61 :1	47.58 :1	83862.83 :1	142.2 :1
g. Defensive Interval Ratio	360* (Quick Assets / Proj. Daily Operating Expense)	N/A	14405.48 :1	38402465.04 :1	14691.71 :1
<i>Solvency Ratios</i>					
a. Long-term debt to equity ratio	Noncurrent Liabilities/Total Equity	N/A	N/A	N/A	N/A
b. Debt to equity ratio	Total Liabilities/Total Equity	N/A	0.00	N/A	0.01
c. Long term debt to total asset ratio	Noncurrent Liabilities/Total Assets	N/A	N/A	N/A	N/A
d. Total debt to asset ratio	Total Liabilities/Total Assets	N/A	0.00	N/A	0.01
Asset to equity ratio	Total Assets/Total Equity	1.00:1	1.01:1	1.00:1	1.01:1
Interest rate coverage ratio	Earning Before Income Tax/Interest Expense	N/A	N/A	N/A	N/A
<i>Profitability Ratio</i>					
a. Earnings before interest and taxes (EBIT) margin	EBIT/Revenue	853138.37%	82.27%	139799.53%	-1409.11%
b. Earnings before interest, taxes and depreciation and amortization (EBITDA) margin	EBITDA/Revenue	853138.37%	82.27%	139799.53%	-1409.11%
c. Pre-tax margin	EBT/Revenue	853138.37%	82.27%	139799.53%	-1409.11%
d. Effective tax rate	Income Tax/EBIT	0.00%	17.12%	0.01%	-3.17%
e. Post-tax margin	Net Income After Tax/Revenue	853118.60%	68.19%	139779.56%	-1453.74%
f. Return on equity	Net Income After Tax/Average Common Equity	2.71%	1.44%	1.68%	-10.18%
g. Return on asset	NIAT/Average Total Assets	2.71%	1.43%	1.68%	-10.10%
Capital intensity ratio	Total Assets/Revenue	318628.61	47.82	83862.83 :1	143.91 :1
Fixed assets to total assets	Fixed assets/Total assets	N/A	N/A	N/A	N/A
Dividend payout ratio	Dividends paid/Net Income	N/A	N/A	N/A	N/A

**SUN LIFE PROSPERITY ACHIEVER FUND 2038, INC.**  
**Schedule Required under SRC Rule 68**

**As : Percentage of Investment in a Single Enterprise to Net Asset Value**

As at December 31, 2023 and December 31, 2022

	Investment (Market Value)	2023 Shareholders		Investment (Market Value)	2022 Shareholders	
		Net Asset Value	% over NAV		Net Asset Value	% over NAV
<b>Equity</b>						
SUN LIFE PROSPERITY PESO STARTER FUND, INC.	54,106,400	54,804,121	98.73%	52,639,174	53,336,757	98.69%

**ii. Total Investment of the Fund to the Outstanding Securities of an Investee Company**

As at December 31, 2023 and December 31, 2022

	Total Investment	2023 Shareholders		Total Investment	2022 Shareholders	
		Outstanding Securities	% over Investee		Outstanding Securities	% over Investee
SUN LIFE PROSPERITY PESO STARTER FUND, INC.	39,335,805	15,086,334,187	0.26%	39,335,805	19,997,577,177	0.20%

**iii Total Investment in Liquid or Semi-Liquid Assets to Total Assets**

As at December 31, 2023 and December 31, 2022

	2023	2022
Total Liquid and Semi-Liquid Assets	54,804,121	53,336,757
TOTAL ASSETS	54,804,121	53,336,757
Total Investment in Liquid or Semi-Liquid Assets to Total Assets	100.00%	100.00%

**iv. Total Operating Expenses to Total Net Worth**

As at December 31, 2023 and December 31, 2022

	2023	2022
Total Operating Expenses	-	500
Average Daily Net Worth	54,114,456.70	52,895,015
Total Operating Expenses to Average Daily Net Worth	0.000%	0.001%

**v. Total Assets to Total Borrowings**

As at December 31, 2023 and December 31, 2022

	2023	2022
Total Assets	54,804,121	53,336,757
Total Borrowings	-	-
Total Assets to Total Borrowings	N/A	N/A

**SUN LIFE PROSPERITY ACHIEVER FUND 2038, INC.**  
**Schedule Required under SRC Rule 68**

**As a Percentage of Investment in a Single Enterprise to Net Asset Value**  
As at December 31, 2023 and December 31, 2022

	2023			2022		
	Investment (Market Value)	Unitholders Net Asset Value	% over NAV	Investment (Market Value)	Unitholders Net Asset Value	% over NAV
<b>Treasury Notes (ISIN) - Republic of the Philippines</b>						
PIBD2039A232	7,079,820	55,379,308	12.78%	6,336,000	54,877,373	11.55%
PIBD2041G241	3,127,652	55,379,308	5.65%	2,764,760	54,877,373	5.04%
PIBD2535L086	-	-	-	636,732	54,877,373	1.16%
PIBD1029A644	-	-	-	101,974	54,877,373	0.19%
<b>Equities</b>						
Aboitiz Equity Ventures Inc	1,383,492	55,379,308	2.50%	1,781,199	54,877,373	3.25%
Aboitiz Power Corporation	-	-	-	602,685	54,877,373	1.10%
AC Energy Corporation	471,419	55,379,308	0.85%	673,837	54,877,373	1.23%
Alliance Global Group Inc.	373,368	55,379,308	0.67%	405,790	54,877,373	0.74%
AREIT Inc.	587,840	55,379,308	1.06%	453,120	54,877,373	0.83%
Ayala Corporation	2,512,890	55,379,308	4.54%	2,557,600	54,877,373	4.66%
Ayala Land Inc.	2,922,394	55,379,308	5.28%	2,809,884	54,877,373	5.12%
Bank of the Philippine Islands	3,096,769	55,379,308	5.59%	2,631,600	54,877,373	4.80%
BDO Unibank Inc.	3,452,769	55,379,308	6.23%	2,855,803	54,877,373	5.20%
Bloomberry Resorts Corporation	428,040	55,379,308	0.77%	-	-	-
Century Pacific Food Inc.	436,395	55,379,308	0.79%	-	-	-
Citicore Energy REIT Corporation	143,360	55,379,308	0.26%	151,140	54,877,373	0.28%
Converge ICT Solutions Inc.	221,232	55,379,308	0.40%	419,232	54,877,373	0.76%
DMCI Holdings Inc.	397,639	55,379,308	0.72%	-	-	-
Emperador Inc.	773,535	55,379,308	1.40%	572,680	54,877,373	1.04%
FillInvest REIT Corporation	91,074	55,379,308	0.16%	177,650	54,877,373	0.32%
Globe Telecom Inc.	638,120	55,379,308	1.15%	797,880	54,877,373	1.45%
GT Capital Holdings Inc.	661,390	55,379,308	1.19%	483,285	54,877,373	0.88%
International Container Terminal Services Inc.	3,018,364	55,379,308	5.45%	2,416,000	54,877,373	4.40%
JG Summit Holdings Inc.	1,348,564	55,379,308	2.44%	1,763,971	54,877,373	3.21%
Jollibee Foods Corporation	1,490,802	55,379,308	2.69%	1,290,300	54,877,373	2.35%
LT Group, Inc.	293,646	55,379,308	0.53%	300,840	54,877,373	0.55%
Manila Electric Company	1,380,540	55,379,308	2.49%	971,100	54,877,373	1.77%
Megaworld Corporation	788	55,379,308	0.00%	244,800	54,877,373	0.45%
Metro Pacific Investments Corporation	-	-	-	434,340	54,877,373	0.79%
Metropolitan Bank & Trust Company	1,305,226	55,379,308	2.36%	1,359,882	54,877,373	2.48%
Monde Nissin Corporation	714,814	55,379,308	1.29%	917,424	54,877,373	1.67%
MREIT Inc	243,540	55,379,308	0.44%	264,984	54,877,373	0.48%
Nickel Asia Corporation	242,216	55,379,308	0.44%	-	-	-
PLDT, Inc	1,195,865	55,379,308	2.16%	1,264,320	54,877,373	2.30%
Puregold Price Club Inc.	314,730	55,379,308	0.57%	408,330	54,877,373	0.74%
RL Commercial REIT Inc.	369,684	55,379,308	0.67%	408,915	54,877,373	0.75%
Robinsons Land Corporation	-	-	-	338,096	54,877,373	0.62%
San Miguel Corporation	573,802	55,379,308	1.04%	415,487	54,877,373	0.76%
Semirara Mining and Power Corporation	359,975	55,379,308	0.65%	396,750	54,877,373	0.72%
SM Investments Corporation	5,811,880	55,379,308	10.49%	6,160,500	54,877,373	11.23%
SM Prime Holdings Inc.	4,036,830	55,379,308	7.29%	4,423,300	54,877,373	8.06%
Universal Robina Corporation	1,328,568	55,379,308	2.40%	1,520,480	54,877,373	2.77%
Wilcon Depot Inc.	336,490	55,379,308	0.61%	474,950	54,877,373	0.87%
<b>Unit Investment Trust Fund</b>						
BPI Invest Money Market Fund	1,302,051	55,379,308	2.35%	-	-	-
<b>Deposit</b>						
Rizal Banking Corporation	-	-	-	1,527,574	54,877,373	2.78%

**ii. Total Investment of the Fund to the Outstanding Securities of an Investee Company**  
As at December 31, 2023 and December 31, 2022

	2023			2022		
	Investment of the Fund	Unitholders Outstanding Securities of an Investee Company	% over Investee	Investment of the Fund	Unitholders Outstanding Securities of an Investee Company	% over Investee
<b>Treasury Notes (ISIN) - Republic of the Philippines</b>						
PIBD2039A232	6,600,000	31,504,000,000	0.02%	6,600,000	31,504,000,000	0.02%
PIBD2041G241	3,410,000	16,799,000,000	0.02%	3,410,000	16,799,000,000	0.02%
PIBD2535L086	-	-	-	600,000	163,216,530,000	0.00%
PIBD1029A644	-	-	-	100,000	40,000,000,000	0.00%
<b>Equities</b>						
Aboitiz Equity Ventures Inc	31,020	5,619,785,757	0.00%	30,870	5,630,225,457	0.00%
Aboitiz Power Corporation	-	-	-	17,700	7,358,604,307	0.00%
AC Energy Corporation	107,630	39,677,394,773	0.00%	88,430	39,677,394,773	0.00%
Alliance Global Group Inc.	33,100	9,002,953,579	0.00%	34,100	9,127,041,679	0.00%
AREIT Inc.	17,600	2,368,606,573	0.00%	12,800	1,508,910,810	0.00%
Ayala Corporation	3,690	619,807,425	0.00%	3,680	619,143,083	0.00%

Ayala Land Inc.	84,830	14,942,175,713	0.00%	91,230	15,064,662,731	0.00%
Bank of the Philippine Islands	29,834	5,259,201,283	0.00%	25,800	4,513,128,255	0.00%
BDO Unibank Inc.	26,458	5,268,357,304	0.00%	27,018	4,386,642,196	0.00%
Bloomberry Resorts Corporation	43,500	11,430,368,194	0.00%	-	-	-
Century Pacific Food Inc.	14,100	3,542,258,595	0.00%	-	-	-
Citicore Energy REIT Corporation	56,000	6,545,454,004	0.00%	66,000	6,545,454,004	0.00%
Converge ICT Solutions Inc.	26,400	7,266,573,061	0.00%	26,400	7,266,573,061	0.00%
DMCI Holdings Inc.	40,700	13,277,470,000	0.00%	-	-	-
Emperador Inc.	37,100	15,736,471,238	0.00%	27,800	15,736,471,238	0.00%
Fillinvest REIT Corporation	35,300	24,249,759,506	0.00%	32,300	4,892,777,994	0.00%
Globe Telecom Inc.	371	144,228,604	0.00%	366	144,060,544	0.00%
GT Capital Holdings Inc.	1,121	215,284,587	0.00%	1,111	215,284,587	0.00%
International Container Terminal Services Inc.	12,230	2,031,988,603	0.00%	12,080	2,030,340,949	0.00%
JG Summit Holdings Inc.	35,349	7,520,983,658	0.00%	35,069	7,520,983,658	0.00%
Jollibee Foods Corporation	5,930	1,119,911,278	0.00%	5,610	1,118,797,149	0.00%
LT Group, Inc.	32,700	10,821,388,889	0.00%	32,700	10,821,388,889	0.00%
Manila Electric Company	3,460	1,127,098,705	0.00%	3,250	1,127,098,705	0.00%
Megaworld Corporation	400	31,183,251,872	0.00%	122,400	31,485,239,872	0.00%
Metro Pacific Investments Corporation	-	-	-	127,000	28,695,934,752	0.00%
Metropolitan Bank & Trust Company	25,443	4,497,415,555	0.00%	25,183	4,497,415,555	0.00%
Monde Nissin Corporation	85,300	17,968,611,496	0.00%	82,800	17,968,611,496	0.00%
MREIT Inc	19,800	2,795,821,381	0.00%	18,300	2,532,121,381	0.00%
Nickel Asia Corporation	44,200	13,903,900,808	0.00%	-	-	-
PLDT, Inc	935	216,055,775	0.00%	960	216,055,775	0.00%
Puregold Price Club Inc.	11,700	2,880,137,615	0.00%	11,700	2,880,137,615	0.00%
RL Commercial REIT Inc.	75,600	10,726,804,330	0.00%	69,900	10,726,804,330	0.00%
Robinsons Land Corporation	-	-	-	22,600	5,053,841,085	0.00%
San Miguel Corporation	5,620	2,383,896,588	0.00%	4,470	2,383,896,588	0.00%
Semirara Mining and Power Corporation	11,900	4,250,547,620	0.00%	11,500	4,250,547,620	0.00%
SM Investments Corporation	6,665	1,222,023,358	0.00%	6,845	1,222,023,358	0.00%
SM Prime Holdings Inc.	122,700	28,879,231,694	0.00%	124,600	28,879,231,694	0.00%
Universal Robina Corporation	11,240	2,177,422,968	0.00%	11,180	2,178,507,618	0.00%
Wilcon Depot Inc.	16,100	4,099,724,116	0.00%	16,100	4,099,724,116	0.00%

**Unit Investment Trust Fund**

BPI Invest Money Market Fund	4,661	124,575,990	0.00%	-	-	-
------------------------------	-------	-------------	-------	---	---	---

**Deposit**

Rizal Banking Corporation	-	-	-	1,527,574	-	-
---------------------------	---	---	---	-----------	---	---

**iii Total Investment in Liquid or Semi-Liquid Assets to Total Assets**

As at December 31, 2023 and December 31, 2022

	2023	2022
Total Liquid and Semi-Liquid Assets	55,654,735	55,536,710
TOTAL ASSETS	55,654,735	55,536,710
Total Investment in Liquid or Semi-Liquid Assets to Total Assets	100.00%	100.00%

**iv. Total Operating Expenses to Total Net Worth**

As at December 31, 2023 and December 31, 2022

	2023	2022
Total Operating Expenses	1,390,839	1,360,850
Average Daily Net Worth	55,125,385.96	55,046,604
Total Operating Expenses to Average Daily Net Worth	2.52%	2.47%

**v. Total Assets to Total Borrowings**

As at December 31, 2023 and December 31, 2022

	2023	2022
Total Assets	55,654,735	55,536,710
Total Borrowings	275,427	659,337
Total Assets to Total Borrowings	20206.71%	8423.11%

**SUN LIFE PROSPERITY ACHIEVER FUND 2038, INC.**  
**Sun Life Centre, 5th Avenue, Corner Rizal Drive, Bonifacio Global, Taguig City**

**Additional Requirements for Issuers of Securities to the Public  
Required by the Securities and Exchange Commission  
As at December 31, 2023**

**TABLE OF CONTENTS**

	<b><u>Page</u></b>
Table of Contents	
A. Financial Assets	<b><u>2</u></b>
B. Amounts Receivable from Directors, Officers, Employees, Related Parties, and Principal Stockholders (Other than Related parties)	<b><u>N.A.</u></b>
C. Amounts Receivable from Related Parties which are Eliminated during the Consolidation of Financial Statements	<b><u>N.A.</u></b>
D. Intangible Assets - Other Assets	<b><u>N.A.</u></b>
E. Long-Term Debt	<b><u>N.A.</u></b>
F. Indebtedness to Related Parties	<b><u>3</u></b>
G. Guarantees of Securities of Other Issuers	<b><u>N.A.</u></b>
H. Capital Stock	<b><u>4</u></b>

SUN LIFE PROSPERITY ACHIEVER FUND 2038, INC.  
Sun Life Centre, 5th Avenue, Corner Rizal Drive, Bonifacio Global, Taguig City

**SCHEDULE A - FINANCIAL ASSETS**  
As at December 31, 2023

Name of Issuing Entity and Association of Each Issue	Number of Shares or Principal Amount of Bonds and Notes	Amount shown in the Balance Sheet	Income Received and Accrued
<b>Attributable to shareholders:</b> <b>Equity shares:</b>			
<b>Sun Life Prosperity Peso Starter Fund, Inc.</b>	<b>39,335,805</b>	<b>P54,106,400</b>	<b>-</b>

**SUN LIFE PROSPERITY ACHIEVER FUND 2038, INC.**

**Sun Life Centre, 5th Avenue, Corner Rizal Drive, Bonifacio Global, Taguig City**

**SCHEDULE A - FINANCIAL ASSETS**

**As at December 31, 2023**

Name of Issuing Entity and Association of Each Issue	Number of Shares or Principal Amount of Bonds and Notes	Amount shown in the Balance Sheet	Income Received and Accrued
<b>Attributable to unit holders:</b>			
Treasury Bonds and Notes Issued by the Nat'l. Government	10,010,000	P10,207,472	P643,594
<b>Equity shares:</b>			
Aboitiz Equity Ventures Inc	31,020	1,383,492	
AC Energy Corporation	107,630	471,419	
Alliance Global Group Inc.	33,100	373,368	
AREIT Inc.	17,600	587,840	
Ayala Corporation	3,690	2,512,890	
Ayala Land Inc.	84,830	2,922,394	
Bank of the Philippine Islands	29,834	3,096,769	
BDO Unibank Inc.	26,458	3,452,769	
Bloomerry Resorts Corporation	43,500	428,040	
Century Pacific Food Inc.	14,100	436,395	
Citicore Energy REIT Corporation	56,000	143,360	
Converge ICT Solutions Inc.	26,400	221,232	
DMCI Holdings Inc.	40,700	397,639	
Emperador Inc.	37,100	773,535	
FillInvest REIT Corporation	35,300	91,074	
Globe Telecom Inc.	371	638,120	
GT Capital Holdings Inc.	1,121	661,390	
International Container Terminal Services Inc.	12,230	3,018,364	
JG Summit Holdings Inc.	35,349	1,348,564	
Jollibee Foods Corporation	5,930	1,490,802	
LT Group, Inc.	32,700	293,646	
Manila Electric Company	3,460	1,380,540	
Megaworld Corporation	400	788	
Metropolitan Bank & Trust Company	25,443	1,305,226	
Monde Nissin Corporation	85,300	714,814	
MREIT Inc	19,800	243,540	
Nickel Asia Corporation	44,200	242,216	
PLDT, Inc	935	1,195,865	
Puregold Price Club Inc.	11,700	314,730	
RL Commercial REIT Inc.	75,600	369,684	
San Miguel Corporation	5,620	573,802	
Semirara Mining and Power Corporation	11,900	359,975	
SM Investments Corporation	6,665	5,811,880	
SM Prime Holdings Inc.	122,700	4,036,830	
Universal Robina Corporation	11,240	1,328,568	
Wilcon Depot Inc.	16,100	336,490	1,239,836
<b>Unit Investment Trust Fund</b>			
BPI Invest Money Market Fund	4,661	1,302,051	-
	1,120,687	44,260,101	1,239,836
<b>TOTAL</b>	<b>11,130,687</b>	<b>P54,467,573</b>	<b>P1,883,430</b>

SUN LIFE PROSPERITY ACHIEVER FUND 2038, INC.  
Sun Life Centre, 5th Avenue, Corner Rizal Drive, Bonifacio Global, Taguig City

**SCHEDULE F - INDEBTEDNESS TO RELATED PARTIES**  
**As at December 31, 2023**

Name of Related Party	Relationship	Balance at beginning of period	Balance at end of period
<b>Attributable to unit holders:</b> Sun Life Asset Management Company, Inc.	Fund Manager	P 67,912	P 75,914
<b>TOTAL</b>		P 67,912	<b>P 75,914</b>

**SUN LIFE PROSPERITY ACHIEVER FUND 2038, INC.**  
Sun Life Centre, 5th Avenue, Corner Rizal Drive, Bonifacio Global, Taguig City

**SCHEDULE H - CAPITAL STOCK**  
**As at December 31, 2023**

Title of Issue	Number of Shares Authorized	Number of Shares Issued and Outstanding	Number of Shares reserved for options, warrants, conversion and other rights	Number of Shares Held By		
				Related Parties	Directors, Officers and Employees	Others
<b>Attributable to shareholders:</b>						
Ordinary Shares	200,000,000	50,000,000	-	49,999,995	5	-
Treasury Shares	-	-	-	-	-	-
<b>TOTAL</b>	<b>200,000,000</b>	<b>50,000,000</b>	<b>-</b>	<b>49,999,995</b>	<b>5</b>	<b>-</b>

**SUN LIFE PROSPERITY ACHIEVER FUND 2038, INC.**  
Sun Life Centre, 5th Avenue, Corner Rizal Drive, Bonifacio Global, Taguig City

**SCHEDULE H - CAPITAL STOCK**  
**As at December 31, 2023**

Title of Issue	Number of Shares Authorized	Number of Shares Issued and Outstanding	Number of Shares reserved for options, warrants, conversion and other rights	Number of Shares Held By		
				Related Parties	Directors, Officers and Employees	Others
<b>Attributable to unit holders:</b>						
Units	100,000,000,000	65,375,869.70	-	50,000,000	-	15,375,870
<b>TOTAL</b>	<b>100,000,000,000</b>	<b>65,375,869.70</b>	<b>-</b>	<b>50,000,000</b>	<b>-</b>	<b>15,375,870</b>