

# FUND PERFORMANCE REPORT MYFUTURE 2040 FUND

October 2021



This document contains key information concerning the underlying funds of Sun Life's unit-linked policies.

Launch Date	June 2008	Fund Size	PHP 2,495,922,647
Net Asset Value Per Unit	PHP 2.6139		

## What does the Fund invest in?

The MyFuture Fund is offered as a fund option exclusive to Sun FlexiLink, Sun FlexiLink1, Sun FlexiLink Assist, Sun MaxiLink Bright, Sun MaxiLink Prime, Sun MaxiLink One and Sun MaxiLink 100, which are investment-linked life insurance products regulated by the Insurance Commission. The Fund is a target date fund that invests primarily in high-quality stocks and a mix of government and domestic corporate debt in accordance with an asset allocation strategy that promotes capital appreciation at the onset to maximize earning potential in the earlier years and shifts to wealth preservation to reduce exposure to risk as the maturity of the fund approaches.

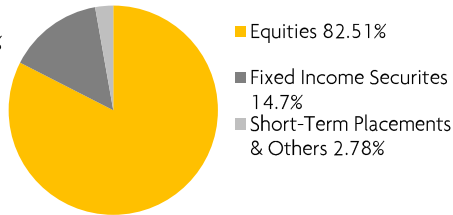
Risk Profile:



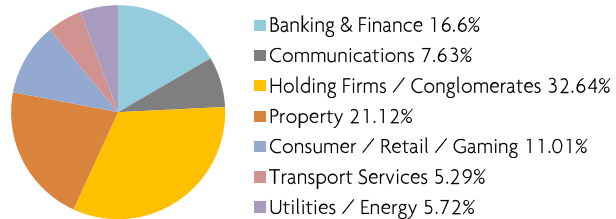
### Top Equity Holdings:

- SM Prime Holdings Inc., 9.52%
- SM Investments Corporation, 9.38%
- Ayala Land Inc., 6.36%
- Ayala Corporation, 5.59%
- BDO Unibank Inc., 5.56%

### Portfolio Mix



### Sector Allocation

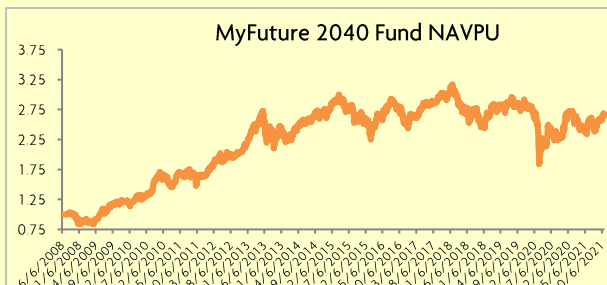


### Fixed Income Holdings:

- Treasury Notes 2040, 12.52%
- Treasury Notes 2039, 1.31%
- Treasury Notes 2041, 0.88%

\*Portfolio Mix & Sector Allocation may shift depending on market conditions.

## How has the Fund performed?



### VUL MyFuture 2040 Fund Absolute Return

Since Inception	YTD	1-Year	3-Year	5-Year
161.39%	-2.37%	9.21%	3.76%	-3.02%

## Market Review

- Declining COVID-19 cases, easing quarantine restrictions, and healthy 3Q21 earnings outlook helped the PSEi move past the 7,000-resistance level and end October at 7,054.70, 1.46% higher month-on-month.
- Funds flow reverted to net buying last month in the amount of US\$8mn after seeing net outflows in September. Year-to-date tally continued to show a net outflow of US\$1.7bn.
- October inflation rate decelerated to 4.6%, from September's 4.8% and lower than Consensus' estimate of 4.9%.
- The Fund is a mix of equities and cash/fixed income securities and mimics the composition and performance of the equity and fixed income benchmarks.

VUL Fund performance depends on various market and economic conditions. Past performance is not a guarantee or indication of future results. Thus, returns are not guaranteed and may differ from the original investment. Information contained in this Fund Performance Report do not constitute advice. For more information on our insurance product's, please consult a SunLife Financial Advisor.