

FUND PERFORMANCE REPORT MYFUTURE 2050 FUND

June 2024



Sun Life

This document contains key information concerning the underlying funds of Sun Life's unit-linked policies.

Launch Date	April 2021	Fund Size	PHP 142,069,420
Net Asset Value Per Unit	PHP 0.9820		

What does the Fund invest in?

The MyFuture Fund is offered as a fund option exclusive to Sun FlexiLink, Sun FlexiLink1, Sun MaxiLink 100, Sun MaxiLink Bright, Sun MaxiLink Prime and Sun MaxiLink One, which are investment-linked life insurance products regulated by the Insurance Commission. The Fund is a target date fund that invests primarily in high-quality stocks and a mix of government and domestic corporate debt in accordance with an asset allocation strategy that promotes capital appreciation at the onset to maximize earning potential in the earlier years and shifts to wealth preservation to reduce exposure to risk as the maturity of the fund approaches.

The Fund is suitable for clients with a **balanced risk profile** and long-term investment horizon. This is for clients who aim to prepare for a future need or any life milestones (e.g. buy a car, open a business, child's education, retirement).

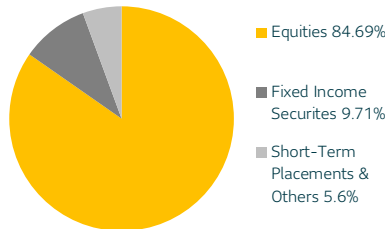
Top Equity Holdings:

SM Investments Corporation, 8.87%
International Container Terminal, 8.43%
Bank of the Philippine Islands, 7.44%
SM Prime Holdings Inc., 7.04%
BDO Unibank Inc., 6.92%

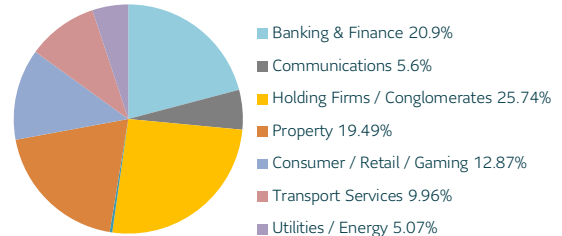
Fixed Income Holdings:

Treasury Notes 2041, 5.37%
Treasury Notes 2042, 4.34%

Portfolio Mix

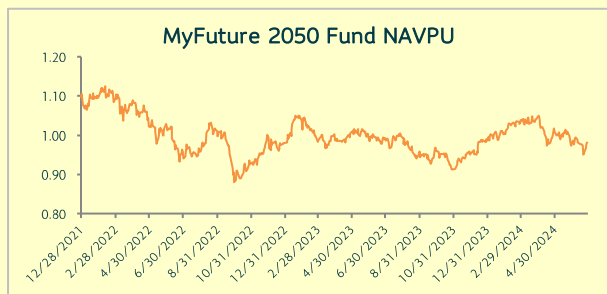


Sector Allocation



*Portfolio Mix & Sector Allocation may shift depending on market conditions.

How has the Fund performed?



VUL MyFuture 2050 Fund Absolute Return

Since Inception	YTD	1-Year	3-Year
-1.80%	-0.05%	-0.44%	-7.23%

Market Review

- The Philippine Stock Exchange Index (PSEI) trended lower and hit key support levels during the month, although strong buying appetite in late June led to a month-on-month change of just -0.3%.
- Meanwhile in the fixed income market, bond yields dropped by 2 to 10 basis points (bps; 0.02-0.10%) in June, leading to positive total returns for investors.
- Headline inflation came in higher last May at 3.9% y/y versus April's 3.8% y/y. However, the print was below estimates and at the lower end of the 3.7% y/y to 4.5% y/y forecast of the Bangko Sentral ng Pilipinas.
- Despite this, the BSP kept its policy rate steady during its June meeting though their post meeting communication took a more dovish stance.
- With a lack of strong catalysts expected in July, the PSEI may continue to trade between its support of 6,150 and resistance of 6,500. Local government bond yields, on the other hand, will likely move lower for as long as inflation remains within BSP expectations.

VUL Fund performance depends on various market and economic conditions. Past performance is not a guarantee or indication of future results. Thus, returns are not guaranteed and may differ from the original investment. Information contained in this Fund Performance Report do not constitute advice. For more information on our insurance product/s, please consult a SunLife Financial Advisor.