



**ANNUAL STATEMENT
OF
TRUST FUND**

SUN LIFE FINANCIAL PLANS, INC.

*5th Floor, Sun Life Centre, 5th Avenue corner Rizal Drive,
Bonifacio Global City, Taguig City 1634*

Submitted to the

INSURANCE COMMISSION

Manila, Philippines

For the Year Ended

DECEMBER 31, 2017

PENSION PLAN

PRE-NEED

Handwritten notes and stamps on the right side of the page, including a date stamp "DEC 20 2017" and other illegible markings.

ANNUAL STATEMENT of Trust Funds for the Year Ended December 31, 2017 of

SUN LIFE FINANCIAL PLANS, INC.

PENSION

Table of Contents

Pages		
1		COMPANY INFORMATION
		EXHIBITS:
2	1	Balance Sheet
3	2	Income Statement
4	3	List of Trustees
5	4	Summary of Monthly Deposits to the Trust Fund - Per Trustee
6	5	Summary of Monthly Withdrawals from the Trust Fund - Per Trustee
		SCHEDULES:
7	1	Government Securities
8	2	Cash on Hand and in Banks
9	3	Mutual Funds/UITF
10	4	Short Term Investments
11	5	Corporate Bonds
12	6	Mortgage Loans
13	7	Planholders' Loans
14	8	Stocks
15	9	Real Estate
16	10	Other Investment
17	11	Accrued Investment Income
18	12	Other Assets
19	13	Accrued Trust Fees
20	14	Accrued Taxes
21	15	Other Liabilities
22	16	Retained Earnings
23		CERTIFICATION, NOTARIZED AND SEALED
<i>Date of Filing:</i> _____		
<i>Company Representative:</i> _____		
<i>Contact Number:</i> _____		
<i>IC Representative/Examiner:</i> _____		
<i>Date Received:</i> _____		

PRE-NEED DIVISION
INSURANCE COMMISSION

RECEIVED

APR 30 2013

BY: Mark Paul Lugo

9:25 AM

ANNUAL STATEMENT for the Year Ended December 31, 2017 of Sun Life Financial Plans, Inc.

PENSION PLAN

License Number	PN-2017-03-R	Date of Issue	December 15, 2016
SEC Registration Number	A200014495	Date of Issue	September 18, 2000
Date of Incorporation	September 18, 2000	Commenced Business on	June 1, 2001
Tax Identification Number	208-551-659-000		
Home Office Address	2 nd Floor, Sun Life Centre, 5 th Avenue corner Rizal Drive, Bonifacio Global City, Taguig City		
Telephone Number	555-8888	FAX Number	849-9619
Email Address		Website	www.sunlife.com.ph

MEMBERS OF THE BOARD, OFFICERS AND EMPLOYEES				
Position	Name	Nationality	Terms of Office	
			From	To
Chairman	Karim Gilani	Canadian	March 23, 2017	October 9, 2017
	Chia-Ling Chou aka Lucy Chou	Chinese	October 10, 2017	March 6, 2018
Vice-Chairman				
Members	Rizalina G. Mantaring	Filipino	March 23, 2017	March 6, 2018
Independent Directors:	Francisco S. A Sandejas	Filipino	March 23, 2017	March 6, 2018
	Oscar S. Reyes	Filipino	March 23, 2017	March 6, 2018
President	Alexander S. Narciso	Filipino	March 23, 2017	March 6, 2018
Vice-President				
Secretary	Jemilyn S. Camania	Filipino	March 23, 2017	March 6, 2018
Asst. Corp Secretary	Anna Katrina C. Kabigting- Ibero	Filipino	March 23, 2017	March 6, 2018
Treasurer	Maria Josefina A. Castillo	Filipino	March 23, 2017	October 9, 2017
General Manager	Sherwin S. Sampang	Filipino	October 10, 2017	March 6, 2018
Actuary				
Department Heads:				
Underwriting				
Sales				
Investments				
Administrations				
Claims				
Chief Accountant				
Internal Auditor	Joel O. Bungabong	Filipino	March 23, 2017	March 6, 2018
External Auditor	Navarro Amper & Co.			
Compliance Officer:	Ajee T.Co	Filipino	March 23, 2017	March 6, 2018
Trustees:				
Number of Salaried Officers	0	Number of Salaried Employees	0	
Number of Branches	47	Number of Sales Counselors	546	
Branch Office Address:		Name of Manager:		

ANNUAL STATEMENT of Trust Fund for the Year Ended December 31, 2017 of Sun Life Financial Plans, Inc.

PENSION PLAN

EXHIBIT 1 - BALANCE SHEET

ASSETS	Current Year	% to Total Equity	Previous Year	% to Total Equity
1 Government Securities (Schedule 1)	4,034,194,077	93.50%	4,852,086,059	94.36%
2 Cash in Savings/Time Deposits (Schedule 2)	60,812,297	1.41%	89,152,971	1.73%
3 Mutual Funds/UITF (Schedule 3)	-		-	
4 Short Term Investments (Schedule 4)	-		-	
5 Corporate Bonds (Schedule 5)	45,939,365	1.06%	31,526,434	0.61%
6 Mortgage Loans (Schedule 6)	-		-	
7 Planholders' Loans (Schedule 7)	-		-	
8 Stocks (Schedule 8)	100,840,978	2.34%	96,100,615	1.87%
9 Real Estate (Schedule 9)	-		-	
10 Other Investments (Schedule 10)	-		-	
11 Accrued Investment Income (Schedule 11)	66,491,254	1.54%	73,621,869	1.43%
12 Other Assets (Schedule 12)	7,551,114	0.18%	951,610	0.02%
13 Total Assets	4,315,829,085		5,143,439,558	
LIABILITIES				
14 Accrued Trust Fees (Schedule 13)	1,108,141	-0.03%	1,317,130	-0.03%
15 Accrued Taxes (Schedule 14)				
16 Other Liabilities (Schedule 15)	841	0.00%	801	0.00%
17 Total Liabilities	1,108,982		1,317,931	
FUND EQUITY				
18 Fund Balance (beginning)	638,110,768		1,213,975,550	
19 Additional Contribution (current year) (Exhibit 4)	109,840,774		114,148,736	
20 Withdrawals (current year) (Exhibit 5)	(995,477,719)		(690,013,519)	
21 Adjustments (prior periods) (Schedule 1-15)				
22 Fund Balance (ending)	(247,526,177)		638,110,767	
23 Retained Earnings (beginning)	3,933,348,662		3,674,561,581	
24 Net Income (Loss) - (current year) (Exhibit 2)	269,919,451		258,787,081	
25 Retained Earnings (end)	4,203,268,113		3,933,348,662	
26 Net Unrealized Income (Loss) (Schedule 1-10)	358,978,168		570,662,198	
27 Total Fund Equity	4,314,720,103		5,142,121,627	
28 Total Liabilities & Fund Equity	4,315,829,085		5,143,439,558	

**ANNUAL STATEMENT of Trust Fund for the Year Ended December 31, 2017 of Sun Life Financial
Plans, Inc.**

PENSION PLAN

EXHIBIT 2 - INCOME STATEMENT

INCOME	Current Year	Previous Year
1 Interest Income		
<i>Special Deposit Account</i>	2,272,577	12,920,016
<i>Deposits in Bank</i>	-	3,102,170
<i>Government Securities</i>	276,881,520	260,779,453
<i>Other Securities and Debt Instruments</i>		
<i>Others (Specify)</i>		
2 Gain on Sale of Securities		
<i>Government Securities</i>	1,915,552	1,751,624
<i>Stocks</i>	1,689,781	516,428
<i>Preferred Shares</i>		-
<i>Others (Specify)</i>		-
3 Dividend Income		
<i>Preferred Shares</i>		-
<i>Stocks</i>	2,265,572	703,520
4 Other Income		-
5 Total Income before Expenses	<u>285,025,002</u>	<u>279,773,211</u>
EXPENSES		
6 Trust and Management Fee	14,611,847	20,829,976
7 Other Expenses (Service charge)	<u>207,608</u>	<u>74,546</u>
8 Total Expenses	<u>14,819,455</u>	<u>20,904,522</u>
NET INCOME BEFORE TAX	<u>270,205,547</u>	<u>258,868,689</u>
9 Taxes (Specify)		
Final Tax	286,096	81,608
NET INCOME AFTER TAXES	<u>269,919,451</u>	<u>258,787,081</u>
RETURN ON INVESTMENTS	6.54%	5.63%

ANNUAL STATEMENT of Trust Fund for the Year Ended December 31, 2017 of Sun Life Financial Plans, Inc.

PENSION PLAN

EXHIBIT 3 - LIST OF TRUSTEES

	Name of Trustee (1)	Account Number (2)	Trust Fund Equity (3)
1	Banco de Oro Non Par	210-78079-7	3,396,496,014
2	Banco de Oro	210-78055-3	918,224,089
3			
4			
5			
6			
7			
8			
9			
10			
		TOTALS	4,314,720,103

ANNUAL STATEMENT of Trust Fund for the Year Ended December 31, 2017 of Sun Life Financial Plans, Inc.

PENSION PLAN

EXHIBIT 4 - SUMMARY OF MONTHLY DEPOSITS TO THE TRUST FUND (Per Trustee)

Name of Trustee Bank	Month	Amount of	Amount of	Remarks
		Required Deposit	Actual Deposit	
	(1)	(2)	(3)	(4)
Banco De Oro Non Par				
	January	5,206,427	5,006,631	
	February	4,740,537	34,731,819	
	March	5,119,220	5,400,133	
	April	9,205,858	8,236,187	
	May	6,779,975	6,560,165	
	June	5,764,377	6,444,702	
	July	5,303,526	5,390,605	
	August	4,830,470	5,273,013	
	September	5,380,865	4,386,351	
	October	9,878,767	9,969,685	
	November	4,960,423	4,346,097	
	December	5,567,610	5,220,343	
		72,738,055	100,965,731	
Banco De Oro Par				
	January	1,066,406	805,561	
	February	1,203,978	1,506,534	
	March	644,743	709,311	
	April	469,317	435,857	
	May	1,041,222	637,567	
	June	658,195	1,099,733	
	July	464,309	455,893	
	August	800,934	625,855	
	September	537,259	1,113,944	
	October	476,870	588,325	
	November	521,646	419,914	
	December	376,030	476,549	
		8,260,909	8,875,043	
TOTALS		80,998,964	109,840,774	

ANNUAL STATEMENT of Trust Fund for the Year Ended December 31, 2017 of Sun Life Financial Plans, Inc.

PENSION PLAN

EXHIBIT 5 - SUMMARY OF MONTHLY WITHDRAWALS FROM THE TRUST FUNDS (Per Trustee)

Name of Trustee Bank (1)	Month (2)	Total Amount of Withdrawal (3)	Breakdown / Purpose of Withdrawal				Description for "Others" (8)
			Planholders' Benefits (4)	Trustee's Fees (5)	Taxes (6)	Others (7)	
Banco De Oro Non Par							
	January	61,301,545	61,301,545	1,021,240.00	11,867,344		
	February	35,434,800	35,434,800	1,024,596.00	3,588,444		
	March	119,707,315	119,707,315	1,001,975.00	3,347,765		
	April	27,698,824	27,698,824	978,284.00	3,590,905		
	May	143,869,314	143,869,314	960,159.00	3,124,338		
	June	89,072,017	89,072,017	939,311.00	3,485,883		
	July	29,225,948	29,225,948	930,325.00	3,469,968		
	August	39,040,179	39,040,179	925,256.00	3,440,444		
	September	25,888,299	25,888,299	924,104.00	3,448,437		
	October	28,653,682	28,653,682	919,462.00	3,429,037		
	November	55,618,047	55,618,047	897,221.00	3,175,337		
	December	102,550,844	102,550,844	866,177.00	3,423,787		
		758,060,814	758,060,814	11,388,110	49,391,689		
Banco De Oro Par							
	January	27,846,166	27,846,166	278,597	3,933,894		
	February	5,553,134	5,553,134	277,876	1,048,675		
	March	12,090,036	12,090,036	275,940	1,419,245		
	April	3,292,097	3,292,097	274,934	1,064,319		
	May	7,146,777	7,146,777	274,465	1,102,863		
	June	8,306,597	8,306,597	274,146	1,105,749		
	July	23,171,746	23,171,746	272,895	1,064,040		
	August	23,637,178	23,637,178	268,676	1,087,588		
	September	14,580,812	14,580,812	265,447	2,572,176		
	October	14,667,858	14,667,858	263,240	1,041,301		
	November	42,751,577	42,751,577	255,556	2,358,009		
	December	54,372,927	54,372,927	241,966	2,885,072		
		237,416,905	237,416,905	3,223,738	20,682,931		
TOTALS		995,477,719	995,477,719	14,611,848	70,074,620		

ANNUAL STATEMENT of Trust Funds for the Year Ended December 31, 2017 of SUN LIFE FINANCIAL PLANS INC.

PENSION PLAN

SCHEDULE 1- Government Securities

NAME OF TRUSTE E BANK	SECURITY		DATE			INITIAL ACQUISITION/BOOKING VALUE			PRICE				Unrealized Gain (Loss)	INTEREST						
	Description	Serial No.	Acquired	Issued	Maturity	Face Value	Underwrit ng Discount/ Premium	Acquisition Cost	At Acquisition Date	At Closing/ Balance Sheet Date	Book Value	Market Value		Annual Coupon Rate	How Paid*	Collected During the Year	Accrued Previous Year	Accrued Current Year	Earned During the Year	
1	2		3	4	5	6	7	8	9	10	11	12	13= (12-11)	14	15	16	17	18	19 = (16-17+18)	
	DOMESTIC ISSUES:					Sum of NO. OF UNITS		Sum of ACQUISITION			Sum of BOOK VAL	Sum of TOT. MRKTVAL								
	FXTN:																			
	1	FXTN	PIBD0520HVTX	6/7/2016	8/20/2015	8/20/2020		130,000,000		102	98	131,553,634	127,593,385	(3,960,248)	3.38	semi-annually every Aug 20 and Feb 20				
	2	FXTN	PIBD1022G545	4/7/2016	7/19/2011	1/19/2022		158,850,067		112	105	172,817,282	166,541,033	(6,276,250)	6.38	semi-annually every Oct 26 and Apr 26				
	3	FXTN	PIBD1024H595	5/20/2016	8/20/2014	8/20/2024		280,000,000		104	94	288,306,365	264,546,078	(23,760,287)	4.13	semi-annually every Nov 22 and May 22				
	4	FXTN	PIBD1025IVTX	6/1/2016	9/9/2015	9/9/2025		190,000,000		101	94	190,888,592	178,141,437	(12,747,156)	3.63	semi-annually every Sep 20 and Mar 20				
	5	FXTN	PIBD2026A122	1/19/2006	1/19/2006	1/19/2026		396,088,282		113	126	430,428,556	498,297,385	67,868,829	10.25	semi-annually every Nov 24 and May 24				
	6	FXTN	PIBD20271140	9/6/2007	9/6/2007	9/6/2027		290,000,000		102	118	293,490,595	342,660,332	49,169,737	8.63	semi-annually every Jul 19 and Jan 19				
	7	FXTN	PIBD2028L151	4/2/2009	12/4/2008	12/4/2028		530,000,000		106	126	551,401,547	668,505,287	117,103,740	9.50	semi-annually every Aug 20 and Feb 20				
	8	FXTN	PIBD2031G171	7/19/2011	7/19/2011	7/19/2031		590,000,000		99	122	583,966,717	721,639,891	137,673,174	8.00	semi-annually every Sep 9 and Mar 9				
	9	FXTN	PIBD2530G029	2/5/2010	7/28/2005	7/28/2030		30,000,000		130	152	37,318,265	45,491,507	8,173,242	12.50	semi-annually every Jul 19 and Jan 19				
	10	FXTN	PIBD2531A032	2/1/2006	1/26/2006	1/26/2031		30,000,000		102	143	30,414,801	43,008,097	12,593,296	11.25	semi-annually every Sep 6 and Mar 6				
	11	FXTN	PIID1023HVTX	7/18/2016	8/15/2013	8/15/2023		100,000,000		100	93	100,020,337	93,168,440	(6,851,897)	3.25	semi-annually every Dec 4 and Jun 4				
	12	FXTN	PIID1026IVTX	10/20/2016	9/20/2016	9/20/2026		20,000,000		97	90	19,480,065	18,018,254	(1,461,811)	3.50	semi-annually every Jul 19 and Jan 19				
	13	FXTN	PIID2537JTXV	2/26/2016	10/24/2012	10/24/2037		140,000,000		116	104	161,151,191	146,129,995	(15,021,196)	6.13	semi-annually every Sep 21 and Mar 21				
	14																			
	15																			
	16																			
	17																			
	18																			
	19																			
	20																			
	TREASURY BILLS																			
	1																			
	2																			
	3																			
	Sub-total							2,884,938,948				2,991,237,948	3,313,741,120	322,503,172			201,971,110	60,478,844	54,604,251	196,096,517
	FOREIGN ISSUES:																			
	1																			
	2																			
	Sub-total																			
	TOTALS							2,884,938,948				2,991,237,948	3,313,741,120	322,503,172			201,971,110	60,478,844	54,604,251	196,096,517

ANNUAL STATEMENT of Trust Funds for the Year Ended December 31, 2017 of SUN LIFE FINANCIAL PLANS INC.

PENSION PLAN

SCHEDULE 1- Government Securities

NAME OF TRUSTE E BANK	SECURITY		DATE			INITIAL ACQUISITION/BOOKING VALUE			PRICE			Unrealized Gain (Loss)	INTEREST							
	Description	Serial No.	Acquired	Issued	Maturity	Face Value	Underwri ng Discount/ Premium	Acquisition Cost	At Acquisition Date	At Closing/ Balance Sheet Date	Book Value		Market Value	Annual Coupon Rate	How	Collected	Accrued	Accrued	Earned	
															Paid*	During the Year	Previous Year	Current Year	During the Year	
1	2	3	4	5	6	7	8	9	10	11	12	13= (12-11)	14	15	16	17	18	19 = (16-17+18)		
DOMESTIC ISSUES:																				
	FXTN:																			
	1	FXTN	PIBD0320ATXV	1/12/2017		1/12/2020	30,000,000		29,966,265	100	99	29,976,319	29,709,544	(266,775)	3.38	semi-annually every Jul 12 and Jan 12				
	2	FXTN	PIBD2030E166	5/27/2010	5/27/2010	5/27/2030	30,000,000		30,167,767	101	123	30,082,846	36,878,263	6,795,417	8.75	semi-annually every Nov 27 and May 27				
	3	FXTN	PIBD2031G171	7/19/2011	7/19/2011	7/19/2031	70,000,000		73,188,898	105	122	71,730,692	85,618,292	13,887,600	8.00	semi-annually every Jul 19 and Jan 19				
	4	FXTN	PIBD2032B183	2/2/2012	2/2/2012	2/2/2032	50,000,000		49,897,030	100	101	49,919,086	50,716,985	797,899	5.88	semi-annually every Aug 2 and Feb 2				
	5	FXTN	PIBD2535I071	10/18/2010	9/30/2010	9/30/2035	50,000,000		52,781,766	106	122	52,405,338	61,095,112	8,689,773	8.00	semi-annually every Sep 30 and Mar 30				
	6	FXTN	PIID0320DVTX	4/11/2017		4/11/2020	30,000,000		30,060,544	100	100	30,055,633	30,106,064	50,431	4.25	semi-annually every Oct 11 and Apr 11				
	7	FXTN	PIID0522LVTX	12/4/2017		12/4/2022	20,000,000		20,000,000	100	100	20,000,000	19,914,789	(85,211)	4.63	semi-annually every Dec 4 and Jun 4				
	8																			
	9																			
	10																			
	11																			
	12																			
	13																			
		HTM:																		
	1	HTM	HTM2022C021T	12/24/2008	3/14/2002	3/14/2022	14,684,000		21,402,288	146	121	17,700,152	17,700,152	-	15.00	semi-annually every Sep 14 and Mar 14				
	2	HTM	HTM2023B048T	12/24/2008	2/20/2003	2/20/2023	9,511,412		12,123,479	127	114	10,859,003	10,859,003	-	13.00	semi-annually every Aug 20 and Feb 20				
	3	HTM	HTM2023E054T	12/24/2008	5/29/2003	5/29/2023	53,617,000		66,663,393	124	113	60,574,970	60,574,970	-	11.88	semi-annually every Nov 29 and May 29				
	4	HTM	HTM2023J068T	12/24/2008	10/23/2003	10/23/2023	31,045,000		38,530,577	118	110	34,073,966	34,073,966	-	11.38	semi-annually every Oct 23 and Apr 23				
	5	HTM	HTM2024F075T	12/24/2008	6/3/2004	6/3/2024	34,797,408		43,344,154	125	115	39,850,691	39,850,691	-	12.38	semi-annually every Dec 3 and Jun 3				
	6	HTM	HTM2024H086T	12/24/2008	8/5/2004	8/5/2024	19,450,000		24,756,024	127	116	22,635,012	22,635,012	-	12.88	semi-annually every Aug 5 and Feb 5				
	7	HTM	HTM2024K091T	12/24/2008	11/11/2004	11/11/2024	5,000,000		6,927,486	139	123	6,163,371	6,163,371	-	13.75	semi-annually every Nov 11 and May 11				
	8	HTM	HTM2025D103T	12/24/2008	4/14/2005	4/14/2025	7,400,000		9,330,369	126	116	8,599,269	8,599,269	-	12.13	semi-annually every Oct 14 and Apr 14				
	9	HTM	HTM2025J116T	12/24/2008	10/20/2005	10/20/2025	4,602,000		5,800,142	126	117	5,373,395	5,373,395	-	12.13	semi-annually every Oct 20 and Apr 20				
	10	HTM	HTM2026A122T	12/24/2008	1/19/2006	1/19/2026	37,802,000		41,770,237	110	107	40,400,637	40,400,637	-	10.25	semi-annually every Jul 19 and Jan 19				
	11	HTM	HTM2026L139T	12/24/2008	12/7/2006	12/7/2026	7,500,000		6,978,479	93	95	7,142,307	7,142,307	-	8.00	semi-annually every Dec 7 and Jun 7				
	12	HTM	HTM2027I140T	12/24/2008	9/6/2007	9/6/2027	13,000,000		12,599,362	97	98	12,714,948	12,714,948	-	8.63	semi-annually every Sep 6 and Mar 6				
	13	HTM	HTM2028L151T	5/28/2009	12/4/2008	12/4/2028	39,000,000		41,793,881	107	105	41,085,314	41,085,314	-	9.50	semi-annually every Dec 4 and Jun 4				
	14	HTM	HTM2525K015T	12/24/2008	11/29/2000	11/29/2025	9,740,000		16,393,418	168	145	14,160,393	14,160,393	-	18.25	semi-annually every Nov 29 and May 29				
	15	HTM	HTM2530G029T	12/24/2008	7/28/2005	7/28/2030	24,650,000		31,955,814	130	124	30,495,666	30,495,666	-	12.50	semi-annually every Jul 28 and Jan 28				
	16	HTM	HTM2531J042T	12/24/2008	10/5/2006	10/5/2031	1,000,000		1,105,401	111	108	1,084,186	1,084,186	-	9.38	semi-annually every Oct 5 and Apr 5				
	17	HTM	HTM2532K057T	12/24/2008	11/29/2007	11/29/2032	30,400,000		31,751,326	104	104	31,500,628	31,500,628	-	8.50	semi-annually every Nov 29 and May 29				
	18	HTM	HTM2534K06T	11/5/2009	11/5/2009	11/5/2034	22,000,000		22,000,000	100	100	22,000,000	22,000,000	-	9.25	semi-annually every Nov 5 and May 5				
		TREASURY BILLS																		
	1																			
	2																			
	3																			
		Sub-total					645,198,820		719,288,099			690,583,822	720,452,957	29,869,134						
		FOREIGN ISSUES:																		
	1																			
	2																			
	3																			
		Sub-total																		
		TOTALS					645,198,820		719,288,099			690,583,822	720,452,957	29,869,134						
		TOTAL PENSION					3,530,137,768		3,746,510,148			3,681,821,770	4,034,194,077	352,372,307			80,311,502	12,417,801	11,359,092	79,252,794
																	282,282,612	72,896,644	65,963,343	275,348,311

*Indicate whether annually, semi-monthly, quarterly or monthly.

ANNUAL STATEMENT of Trust Funds for the Year Ended December 31, 2017 of SUN LIFE FINANCIAL PLANS INC.

PENSION PLAN

SCHEDULE 2 - Cash on hand and in banks

Name of Trustee Bank	Description	Account/Certificate Number	DATE		Annual Rate/Interest	Term/Period	BALANCE		INTEREST				
			Acquisition/ Placement	Maturity			At Acquisition/ Placement Date	At Closing/ Balance Sheet Date	Collected	Accrued	Accrued	Earned	
									During the Year	Previous Year	Current Year	During the Year	
1	2	3	4	5	6	7	8	9	10	11	12	13	
B A N C O D E O R O N O N - P A R	Deposit in Own Bank												
	Current Accounts:												
	1												
	2												
	3												
		Sub-total											
	Savings Accounts:												
	1	Deutsche Bank	210-78079-7						107,525				
	2												
	3												
		Sub-total							107,525	-	-	-	-
	Time Deposit Accounts:												
	1	PESO TIME DEPOSIT W BPI	210-78079-7	12/22/2017	1/26/2018	4.63%	35.00		1,000,000				
	2	PESO TD W/ DEV. BANK OF	210-78079-7	12/28/2017	1/29/2018	4.50%	32.00		27,900,000				
	3												
	4												
	5												
	6												
	7												
	8												
	9												
	10												
		Sub-total							28,900,000	1,547,434	86,485	9,295	1,470,244
		Total Deposits in Own Bank							29,007,525	1,547,434	86,485	9,295	1,470,244
	Deposit in Other Banks												
Current Accounts:													
1													
2													
3													
	Sub-total												
Savings Accounts:													
1													
2													
3													
	Sub-total												
Time Deposit Accounts:													
1													
2													
3													
	Sub-total												
	Total Deposits in Other Banks							-	-	-	-	-	
GRAND TOTAL									29,007,525	1,547,434	86,485	9,295	1,470,244

ANNUAL STATEMENT of Trust Funds for the Year Ended December 31, 2017 of SUN LIFE FINANCIAL PLANS INC.

PENSION PLAN

SCHEDULE 2 - Cash on hand and in banks

Name of Trustee Bank	Description	Account/Certificate Number	DATE		Annual Rate/Interest	Term/Period	BALANCE		INTEREST				
			Acquisition/ Placement	Maturity			At Acquisition/ Placement Date	At Closing/ Balance Sheet Date	Collected	Accrued	Accrued	Earned	
									During the Year	Previous Year	Current Year	During the Year	
1	2	3	4	5	6	7	8	9	10	11	12	13	
B A N C O D E O R O P A R	Deposit in Own Bank												
	Current Accounts:												
	1												
	2												
	3												
	Sub-total												
	Savings Accounts:												
	1	Banco De Oro	210-78055-3						104,772				
	2												
	3												
	Sub-total								104,772				
	Time Deposit Accounts:												
	1	PESO TD PLACEMENT METR	210-78055-3	12/29/2017	1/3/2018	3.33%	5.00		30,700,000				
	2	PESO TIME DEPOSIT W BPI	210-78055-3	12/22/2017	1/26/2018	4.63%	35.00		1,000,000				
	3												
	4												
	5												
	6												
	7												
	8												
	9												
	Sub-total								31,700,000	1,162,308	365,437	5,462	802,333
	Total Deposits in Own Bank								31,804,772	1,162,308	365,437	5,462	802,333
	Deposit in Other Banks												
	Current Accounts:												
	1												
	Sub-total												
	Savings Accounts:												
1													
2													
Sub-total													
Time Deposit Accounts:													
1													
2													
3													
Sub-total													
Total Deposits in Other Banks								-	-	-	-	-	
GRAND TOTAL								31,804,772	1,162,308	365,437	5,462	802,333	
GRAND TOTAL PENSION								60,812,297	2,709,742	451,922	14,757	2,272,577	

ANNUAL STATEMENT of Trust Funds for the Year Ended December 31, 2017 of Sun Life Financial Plans, Inc.

PENSION PLAN

SCHEDULE 3 - Mutual Funds/ UITF

Name of Trustee Bank	Description	Account /Certificate Number	Acquisition Date	Number of Units/Shares Held	Net Asset Value per Unit/Share		Acquisition Cost	Market Value	Unrealized Gain (Loss)
					At Acquisition Date	At Closing/ Balance Sheet Date			
1	2	3	4	5	6	7	8	9	10
	Mutual Funds								
	1								
	2								
	3								
	4								
	5								
	Sub-total								
	Unit Investment Trust Funds								
	1								
	2								
	3								
	4								
	5								
	Sub-total								
	Others								
	1								
	2								
	3								
	4								
	5								
	Sub-total								
	GRAND TOTALS								

NOT APPLICABLE

ANNUAL STATEMENT of Trust Funds for the Year Ended December 31, 2017 of Sun Life Financial Plans, Inc.

PENSION PLAN

SCHEDULE 4 - Short Term Investments

Name of Trustee Bank	Investment Type/Description	Account/Certificate Number	DATE		Annual Rate/Interest	Term/Period	BALANCE		INTEREST			
			Acquisition/Placement	Maturity			At Acquisition/Placement Date	At Closing/Balance Sheet Date	Collected	Accrued	Accrued	Earned
									During the Year	Previous Year	Current Year	During the Year
1	2	3	4	5	6	7	8	9	10	11	12	13
	1 Special Deposit Accounts (BSP)											
	2											
	3											
	4											
	5											
	6											
	7											
	TOTAL											

NOT APPLICABLE

ANNUAL STATEMENT For the Year Ended December 31, 2017 of SUN LIFE FINANCIAL PLANS, INC.

SCHEDULE 5 - CORPORATE BONDS

NAME OF TRUSTEE BANK (1)	Description (Type, Issuer,) Serial No.) (2)	Credit Rating of Issuer (3)	Purchased From (4)	DATE		Market Value (7)	Acquisition Cost (8)	INTEREST				
				Acquired (5)	Maturity (6)			Rate (9)	Collected During the Year (10)	Accrued Previous Year (11)	Accrued Current Year (12)	Earned During the Year (13)
B D O P A R	1			7/7/2016	7/7/2023	6,682,223	7,100,000					
	2			7/11/2016	7/11/2021	6,515,722	6,700,000					
	3			10/27/2016	10/27/2021	17,542,904	18,000,000					
	4			42,822	45,379	15,198,515	15,000,000					
	5											
	6											
	7											
	8											
	9											
	10											
	GRAND TOTALS					45,939,365	46,800,000		1,368,035	203,331	367,505	1,532,209

ANNUAL STATEMENT of Trust Funds for the Year Ended December 31, 2017 of Sun Life Financial Plans, Inc.

PENSION PLAN

SCHEDULE 6 - Mortgage loans

Name of Trustee Bank	Name and Address of Mortgagor (1)	Description of Property (TCT/CCT No.; Location; Area) (2)	Record of Mortgage: (Registry No.; Entry No.; City/Prov.; Amt of Notation) (3)	Market Value of Land Mortgaged (4)	Sound Value of Building (5)	Term of Loan		Amount of Original Loan (8)	PRINCIPAL				INTEREST					
						Date Given (6)	Date Due (7)		Amount Unpaid Dec.31 Prev Yr (9)	Loaned During the Year (10)	Paid During the Year (11)	Amount Unpaid Dec.31 Current Yr (12)	Annual Rate (13)	Collected During the Year (14)	Accrued Previous Year (15)	Accrued Current Year (16)	Earned During the Year (17)	
1																		
2																		
3																		
4																		
5																		
6																		
7																		
8																		
9																		
10																		
11																		
12																		
13																		
14																		
15																		
16																		
17																		
18																		
19																		
20																		
TOTALS																		

NOT APPLICABLE

ANNUAL STATEMENT of Trust Funds for the Year Ended December 31, 2017 of Sun Life Financial Plans, Inc.

PENSION PLAN

SCHEDULE 7 - Planholders' Loans

Name of Trustee Bank	Policyholder / Borrower (1)	Term of Loan		Contract Number (4)	Amount of Insurance (5)	Amount of Original Loan (6)	PRINCIPAL			INTEREST				
		Date of Loan (2)	Date of Maturity (3)				Amount Unpaid Dec.31 Prev Yr (7)	Loaned During the Year (8)	Paid During the Year (9)	Amount Unpaid Dec.31 Current Yr (10)	Annual Rate (11)	Collected During the Year (12)	Accrued Previous Year (13)	Accrued Current Year (14)
	1													
	2													
	3													
	4													
	5													
	6													
	7													
	8													
	9													
	10													
	11													
	12													
	13													
	14													
	15													
	16													
	17													
	18													
	19													
	20													
	21													
	22													
	23													
	24													
	25													
		TOTAL												

NOT APPLICABLE

ANNUAL STATEMENT For the Year Ended December 31, 2017 of SUN LIFE FINANCIAL PLANS, INC.

SCHEDULE 8 - STOCKS

NAME OF TRUSTEE BANK (1)	DESCRIPTION (2)	Certificate Number (3)	Date Acquired (4)	How Acquired (5)	Where Kept (6)	Number of Shares (7)	Par Value (8)	Rate Used to Obtain MV (9)	Market Value (10)	Acquisition Cost (11)	DIVIDEND							
											Rate for the last 3 years preceding Current Year			Collected during the Year (15)	Accrued Previous Year (16)	Accrued Current Year (17)	Earned During the Year (18)	
											2015 (12)	2014 (13)	2013 (14)					
	Common Shares:																	
	1 ABOITIZ EQUITY VENTURES					49,850		74	3,688,900	3,852,500								
	2 ABOITIZ POWER CORP. - EQ					42,620		42	1,770,861	1,947,510								
	3 AYALA CORP.					4,210		1,015	4,273,150	3,719,655								
	4 AYALA LAND					207,940		45	9,274,124	8,310,529								
	5 BANK OF THE PHILIPPINE ISLANDS					4,730		108	511,313	486,078								
	6 BDO UNIBANK INC.					39,150		164	6,420,600	4,410,388								
	7 CEBU AIR INC.					25,110		100	2,511,000	2,869,263								
	8 D AND L INDUSTRIES INC.					82,000		11	906,920	1,007,899								
	9 DMCI HOLDINGS					116,400		14	1,676,160	1,779,606								
	10 ENERGY DEVELOPMENT CORP					8,700		6	49,938	48,031								
	11 FIRST GEN CORPORATION					86,820		17	1,475,940	2,045,143								
	12 GLOBE TELECOMS INC					1,740		1,900	3,306,000	3,934,811								
	13 GT CAPITAL HOLDINGS INC.					2,740		1,292	3,540,080	4,076,550								
	14 INT'L CONTAINER					24,270		106	2,560,485	2,386,287								
	15 JG SUMMIT HOLDINGS INC.					58,930		72	4,248,853	4,946,590								
	16 JOLLIBEE FOODS CORP					7,130		253	1,803,890	1,672,975								
	17 MANILA ELECTRIC COMPANY					13,540		329	4,449,244	4,523,757								
	18 MEGAWORLD CORPORATION					594,100		5	3,065,556	2,995,975								
	19 METRO PACIFIC INVESTMENTS CORP					399,700		7	2,737,945	2,612,452								
	20 METROPOLITAN BANK & TRUST COMP					29,340		101	2,975,076	2,595,694								
	21 PETRON					139,900		9	1,282,883	1,567,020								
	22 PLDT					970		1,480	1,435,600	1,722,939								
	23 PUREGOLD PRICE CLUB INC.					59,720		50	2,986,000	2,668,563								
	24 ROBINSON'S LAND					57,840		21	1,231,992	1,745,976								
	25 SECURITY BANK CORPORATION					4,670		251	1,174,038	1,010,526								
	26 SEMIRARA MINING CORP					76,850		37	2,828,080	2,976,428								
	27 SM INVESTMENTS CORP					9,540		990	9,444,600	6,624,145								
	28 SM PRIME HOLDINGS					225,400		38	8,452,500	6,631,920								
	29 UNIVERSAL ROBINA					18,370		151	2,773,870	3,654,007								
	30																	
	31																	
	32																	
	33																	
	34																	
	Preferred Shares:																	
	1 DOUBLEDRAAGON PROPERTIES CORP P					31,400		107	3,350,380	3,275,070								
	2 GT Capital Holdings Inc. Serie					4,500		1,030	4,635,000	4,500,000								
	3																	
	TOTALS								100,840,978	96,598,285				2,189,895	69,971	145,649	2,265,572	

ANNUAL STATEMENT of Trust Funds for the Year Ended December 31, 2017 of Sun Life Financial Plans, Inc.

PENSION PLAN

SCHEDULE 9 - Real Estate

Name of Trustee Bank	CT/CCT Number.; City/Province	Area & Description of Lot / Building	Name of Vendor	Date Acquired	Estimated Life of Building	Actual Cost	Accumulated Depreciation Building	Net Book Value	Market Value per Appraisal	Recorded Value	RENTAL INCOME				Encumbrance (if Any)
											Collected During the Year	Accrued Previous Year	Accrued Current Year	Earned During the Year	
1	2	3	4	5	6	7	8	9	10	11	12	13	14	15	16
	Occupied by the Company:														
		Lot													
		Building													
		Sub-total													
	Investment Properties														
		Lot													
		Building													
		Sub-total													
	GRAND TOTALS														

NOT APPLICABLE

ANNUAL STATEMENT of Trust Funds for the Year Ended December 31, 2017 of Sun Life Financial Plans, Inc.

PENSION PLAN

SCHEDULE 10 - Other Investments

Name of Trustee Bank	Description	Certificate No./ Serial No.	Date Acquired	Date of Placement	Date of Maturity	Number of Shares/Units	Value per Share		Acquisition Cost (including transaction fees)	Book Value at Balance Sheet Date	Market Value	Unrealized Gain (Loss) 13 = (12-11)	INTEREST					
							At Acquisition Date	At Closing/Balance Sheet Date					Annual	How	Collected	Accrued	Accrued	Earned
													Rate	Paid *	During the Year	Previous Year	Current Year	During the Year
1	2	3	4	5	6	7	8	9	10	11	12	13	14	15	16	17	18	19
	Preferred Shares:																	
1																		
2																		
3																		
	Real Estate Investment Trust:																	
1																		
2																		
3																		
	Tier 2 Notes:																	
1																		
2																		
3																		
	Service Assets:																	
1																		
2																		
3																		
	TOTAL																	
*Indicate whether annually, semi-monthly, quarterly or monthly.																		

NOT APPLICABLE

ANNUAL STATEMENT of Trust Funds for the Year Ended December 31, 2017 of SUN LIFE FINANCIAL PLANS INC.

PENSION PLAN

SCHEDULE 11- Accrued Investment Income

Name of Trustee Bank	Kind of Investment	Collected	Accrued Investment Income		Unearned Investment Income		Earned
		During the Year	Current Year	Previous Year	Current Year	Previous Year	During the Year (2-3+4+5-6)
1	2	3	4	5	6	7	8
B A N C O N - D E P A R	1 Interest on Government Securities	201,971,110	54,604,251	60,478,844			196,096,517
	2 Income on Corporate Bonds						
	3 Dividends on Stocks						
	4 Income on Real Estate						
	5 Interest on Mortgage Loans						
	6 Interest on Planholders' Loans						
	7 Income on Short Term Investments						
	8 Income on Other Investments						
	9 Interest on Bank Deposits	1,547,434	9,295	86,485			1,470,244
	Others:						
	10						
	11						
12							
	Sub-Total	203,518,544	54,613,546	60,565,329	-	-	197,566,761
B A N C O P A R O R O	1 Interest on Government Securities	80,311,502	11,359,092	12,417,801			79,252,794
	2 Income on Corporate Bonds	1,368,035	367,505	203,331			1,532,209
	3 Dividends on Stocks	2,189,895	145,649	69,971			2,265,572
	4 Income on Real Estate						
	5 Interest on Mortgage Loans						
	6 Interest on Planholders' Loans						
	7 Income on Short Term Investments						
	8 Income on Other Investments						
	9 Interest on Bank Deposits	1,162,308	5,462	365,437			802,333
	Others:						
	10						
	11						
12							
	Sub-Total	85,031,740	11,877,708	13,056,541	-	-	83,852,908
	TOTAL	288,550,284	66,491,254	73,621,869	-	-	281,419,669
check							

ANNUAL STATEMENT of Trust Funds for the Year Ended December 31, 2017 of Sun Life Financial Plans, Inc.

PENSION PLAN

SCHEDULE 12 - Other Assets

Name of Trustee	Particulars		Nature of Account	Balance Previous Year	Balance of Current Year	Remarks
1	2		3	4	5	6
De Oro	1	Due from brokers		951,610	7,551,114	
				951,610	7,551,114	
Banco De Oro Par	1	Due from brokers		-	-	
				-	-	
		TOTAL		951,610	7,551,114	

ANNUAL STATEMENT of Trust Funds for the Year Ended December 31, 2017 of Sun Life Financial Plans, Inc.

PENSION PLAN

SCHEDULE 13 - Accrued Trust Fees

Name of Trustee Bank	Particulars	Nature	Balance	Balance of	Remarks
		of Account	Previous Year	Current Year	
1	2	3	4	5	6
Banco De Oro Non Par	1	Accrued trust fee payable	1,036,129	866,177	
			1,036,129	866,177	
Banco De Oro Par	1	Accrued trust fee payable	281,001	241,965	
			281,001	241,965	
		TOTAL	1,317,130	1,108,141	

ANNUAL STATEMENT of Trust Funds for the Year Ended December 31, 2017 of Sun Life Financial Plans, Inc.

PENSION PLAN

SCHEDULE 14 - Accrued Taxes

Name of Trustee Bank	Particulars	Nature	Balance	Balance of	Remarks
		of Account	Previous Year	Current Year	
1	2	3	4	5	6
	1				
	2				
	3				
	4				
	5				
	6				
	7				
		TOTAL			

NOT APPLICABLE

ANNUAL STATEMENT of Trust Funds for the Year Ended December 31, 2017 of Sun Life Financial Plans, Inc.

PENSION PLAN

SCHEDULE 15 - Other Liabilities

Name of Trustee Bank	Particulars	Nature of Account	Balance	Balance of	Remarks
			Previous Year	Current Year	
1	2	3	4	5	6
Banco De Oro Par	1 Other expenses payable		801	841	
	2		-	-	
	3				
	TOTAL		801	841	

ANNUAL STATEMENT of Trust Funds for the Year Ended December 31, 2017 of Sun Life Financial Plans, Inc.

PENSION PLAN

SCHEDULE 16 Retained Earnings

Name of Trustee Bank		Retained Earnings, Beginning	Realized Income	Unrealized Income	Prior Period Adjustments	Retained Earnings, End
1		2	3	4	5	6
Banco De Oro Non Par	1	3,438,145,526	186,160,808			3,624,306,334
	2					
Banco De Oro Par	3	495,203,136	83,758,643			578,961,779
	4					
	5					
	6					
	7					
TOTAL		3,933,348,662	269,919,451	-	-	4,203,268,113

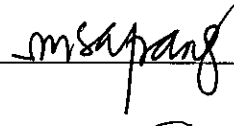
**ANNUAL STATEMENT OF TRUST FUND FOR THE YEAR ENDED DECEMBER 31, 2017 OF
SUN LIFE FINANCIAL PLANS, INC.
PENSION PLAN**

REPUBLIC OF THE PHILIPPINES
MAKATI, METRO MANILA S.S


Alexander S. Narciso, President ; Maria Sachiko A. Pang, Chief Actuary; Sherwin S. Sampang Treasurer, and Roselle L. Lustre , Chief Accountant & Comptroller of the Company being duly sworn, each for herself/himself deposes and says that they are herein described officers of the said company, and that on the 31st day of December last, all herein described assets were the absolute properties of the said company, free and clear from any liens or claims thereon, except as herein stated, and that the foregoing statement, with the schedules and explanations therein contained, annexed or referred to are full and correct statement of all the Assets, Liabilities, Income and Expenses, and of the condition and affairs of the said company on the said thirty-first day of December last, and for the year ended on that date, according to the best of their information, knowledge and belief, respectively.




President



Chief Actuary



Treasurer



Chief Accountant and Comptroller


Corporate Residence Certificate No. 00129254
issued at Taguig City
on January 13, 2018
Passport No. EC4560877/ SSS No. 33-1810926-3/ Passport No. EC2995703 / P5797189A issued at Manila/ Makati/ Manila
Manila on 07/01/2015 ;N/A ; 12/16/2014 ; 01/27/2018

18 APR 2018

Subscribed and sworn to before me this _____th day of _____, 2018

Doc No. D2
Page No. 106
Book No. 57
Series of 2018




ATTY. RAYMOND A. RAMOS
COMMISSION NO. M-277
NOTARY PUBLIC FOR MAKATI CITY
UNTIL DECEMBER 31, 2018
NO. 15 J.P. RIZAL EXTN. COR. TANGUILES
COMEMBO, MAKATI CITY
SC Roll No. 62179/04-26-2013
IBP NO. A22957/01-04-2018/Manila City
PTR NO. MKT-0014630, 01-03-2018/Manila City
MCLE Compliance No. 75004818/18-31-2018