



This document contains key information clients of Sun Life Prosperity World Voyager Fund should know about. More information can be found in the Fund's prospectus. Ask a Sun Life Financial Advisor or contact Sun Life Asset Management Company, Inc., at 8-849-9888 or PHIL-MF-Products@sunlife.com or visit www.sunlifefunds.com.

Launch Date	May 5, 2016	Fund Structure	Mutual Fund (Shares)	Transfer Agency Fee	0.15%
Fund Size	USD 31,625,758.87	Fund Classification	Equity Fund-of-Funds	Minimum Holding Period	None
Net Asset Value Per Share	1.7641	Minimum Subscription	USD 500	Early Redemption Fee	None
Benchmark	98% MSCI ACWI + 2% 30-Day USD Deposit Rate	Minimum Subsequent Management and Distribution Fee	USD 100	Redemption Settlement	T+4 business days
			1.75%	Bloomberg Ticker	SLWVOYA PM Equity

What does the Fund invest in?

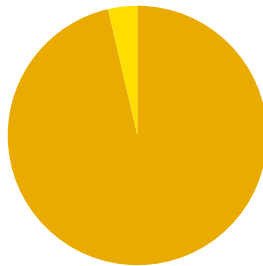
The **Sun Life Prosperity World Voyager Fund** aims to generate long-term appreciation through diversified investments in equity and equity-linked securities issued by corporations domiciled in developed and emerging markets, or through diversified investment companies invested in such securities.

The Fund is suitable for investors with an **aggressive risk profile** and long-term investment horizon. This is for investors who want to make the most out of their US Dollars and grow their investment portfolio.

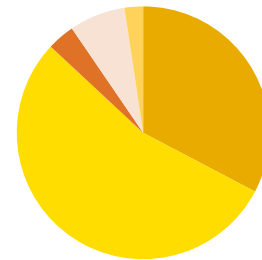
Top Offshore Mutual Fund Holdings

1. BlackRock - iShares Core MSCI World UCITS ETF, 19.71%
2. J.P. Morgan - Global Research Enhanced Index, 19.67%
3. Schroders - U.S. Large Cap, 15.08%
4. Franklin Templeton - U.S. Opportunities Fund, 9.58%
5. Invesco - Responsible Japanese Equity Value Discovery Fund, 6.91%

Investment Mix

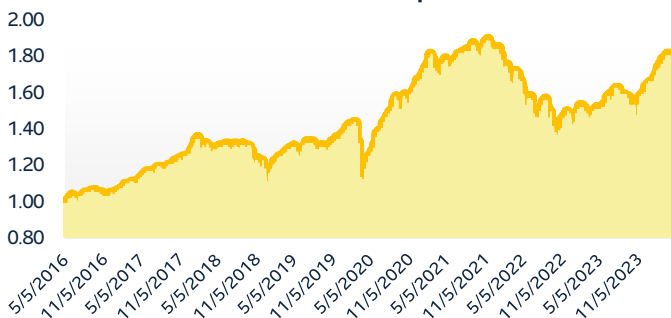


Geographical Allocation



How has the Fund performed?

NAVPS Since Inception



CUMULATIVE PERFORMANCE

	MoM	YTD	1-Year	3-Year	5-Year
Fund	-2.26%	6.19%	17.80%	-1.26%	35.34%
Benchmark	-1.63%	4.96%	17.41%	8.36%	44.25%

Notes:

- Year-to-date (YTD) returns are computed as the return from the last business day of the previous year to the last business day of the reporting month.
- Benchmark data were based on available information as of extraction date.

Disclaimer: The underlying funds of the Sun Life Prosperity World Voyager Fund are valued using their respective NAVPS as of previous day due to the time difference between the Philippines and the domicile countries of these funds. Similarly, data for the MSCI ACWI is as of the previous day to provide investors an accurate comparison of fund performance.

Market Review and Outlook

- Global equities snapped its five-month winning streak in March. MSCI ACWI retreated by -3.2%, with developed markets worst hit by this sell off as both the US and Japan fell 4.0%. Europe was more resilient down only -1.8%. EMS were able to buck the trend led by China gaining +3.0% (USD-terms). Fixed Income struggled as well, losing -2.5% as yields continued higher.
- Inflation came in higher than expectations for the third straight month. US CPI rose 3.5% year-on-year driven by shelter and auto insurance. Core inflation remained sticky, unchanged at 3.8% year-on-year compared to the previous month.
- Stubborn inflation has kept the Federal Reserve (Fed) cautious on policy and prompted investors to reduce expectations of rate cuts in 2024. From a high of six cuts, market is now pricing in only one cut for the remainder of the year.
- China equities took off in April, outpacing developed markets. The Shanghai Composite index rallied by 3.1% in CNY terms and 2.9% in USD terms. Recovery green shoots were seen in the industrial space as PMIs exceeded expectations.
- The Bloomberg Commodity Index climbed as 2.2% as a cyclical reacceleration in economic growth and geopolitical tensions strengthened the demand for commodities. Gold extended its run, rising 2.9% in April. Oil WTI ended flat as it fell from US\$ 82 per barrel to US\$ 79 per barrel as geopolitical tensions moderated in the Middle East.
- The Fund has become more constructive on developed markets, as inflation cools, and Fed policy becomes less aggressive. The Fund will still concentrate on markets with stronger earnings forecasts but remain weighted in US and Japan.
- On a gross-of-fees basis, the Fund ended ahead of benchmark year-to-date due to its exposure to US growth and Japan funds.

DISCLAIMER: Sun Life Asset Management Company, Inc. (SLAMCI) makes no representation as to the accuracy or completeness of the information contained herein. The information contained in this presentation is for information purposes only. It is not intended to provide professional investment, or any other type of advice or recommendation in relation to purchases or sales of securities whether or not they are related to SLAMCI; it does not constitute any guarantee of performance, and neither does it take into account the particular investment objectives, financial situation or needs of individual recipients. Any opinions or estimates herein reflect our judgment as at the date of this presentation and are subject to change at any time without notice. This material is a copyrighted work. You may not share, distribute, revise, transform, or build upon this material without prior written consent of, and proper attribution to Sun Life. All trademarks are the properties of their respective owners.

SLAMCI is regulated by the **Securities and Exchange Commission (SEC)**.

For consumer assistance and financial consumer complaints, you may contact the **Corporate Governance and Finance Department (CGFD)** through CGFD@sec.gov.ph or 8818-5952 / 5322-7696 loc. 114.